

United States Patent [19]

De Keller

[11] Patent Number: **Des. 320,418**

[45] Date of Patent: **** Oct. 1, 1991**

[54] **COMBINED GAME SPINNER AND PLAYING BOARD OR SIMILAR ARTICLE**

[76] Inventor: **David G. De Keller**, Sweet Valley Farm, Soetvlei Ave., Constantia 7800, Cape Town, South Africa

[*] Notice: The portion of the term of this patent subsequent to Jun. 27, 2003 has been disclaimed.

[**] Term: **14 Years**

[21] Appl. No.: **227,611**

[22] Filed: **Aug. 3, 1988**

[30] **Foreign Application Priority Data**

Mar. 30, 1988 [GB] United Kingdom 1049617

[52] U.S. Cl. **D21/40**

[58] Field of Search D21/14, 22, 37, 39, D21/40; 273/274, 142 E

[56] **References Cited**

U.S. PATENT DOCUMENTS

D. 177,164 2/1955 Babcock D21/40

D. 265,104 6/1982 de Keller D21/40
D. 272,079 1/1984 de Keller D21/40
D. 297,339 8/1988 de Keller D21/40
D. 301,900 6/1989 de Keller D21/40
3,693,977 9/1972 de Keller .

FOREIGN PATENT DOCUMENTS

1032939 2/1988 United Kingdom .

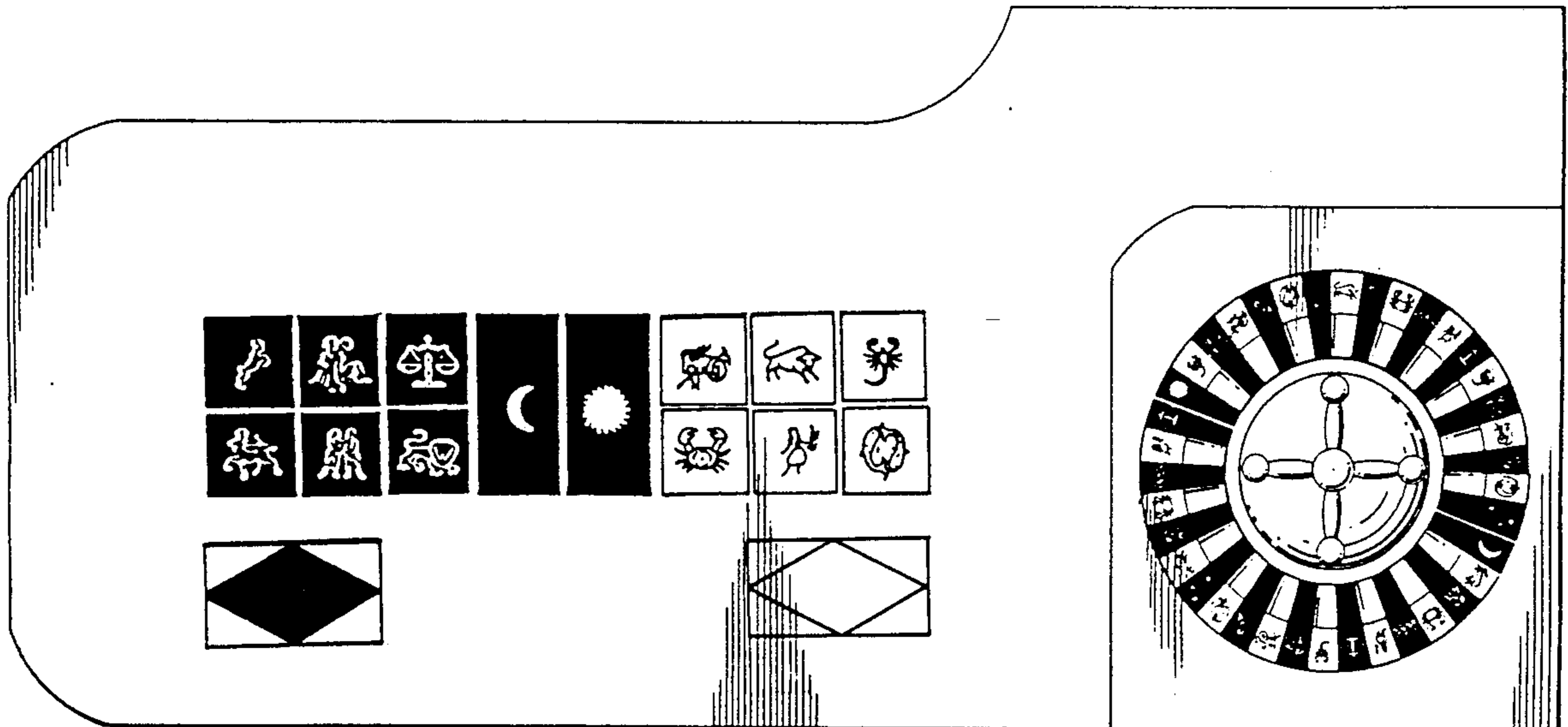
Primary Examiner—Melvin B. Feifer
Assistant Examiner—Philip Hyder
Attorney, Agent, or Firm—Leydig, Voit & Mayer

[57] **CLAIM**

The ornamental design for a combined game spinner and playing board or similar article, as shown and described.

DESCRIPTION

FIG. 1 is a top plan view of a combined game spinner and playing board or similar article showing my new design;
FIG. 2 is a side view thereof;
FIG. 3 is a top plan view of a second embodiment of FIG. 1; and
FIG. 4 is a side view thereof.



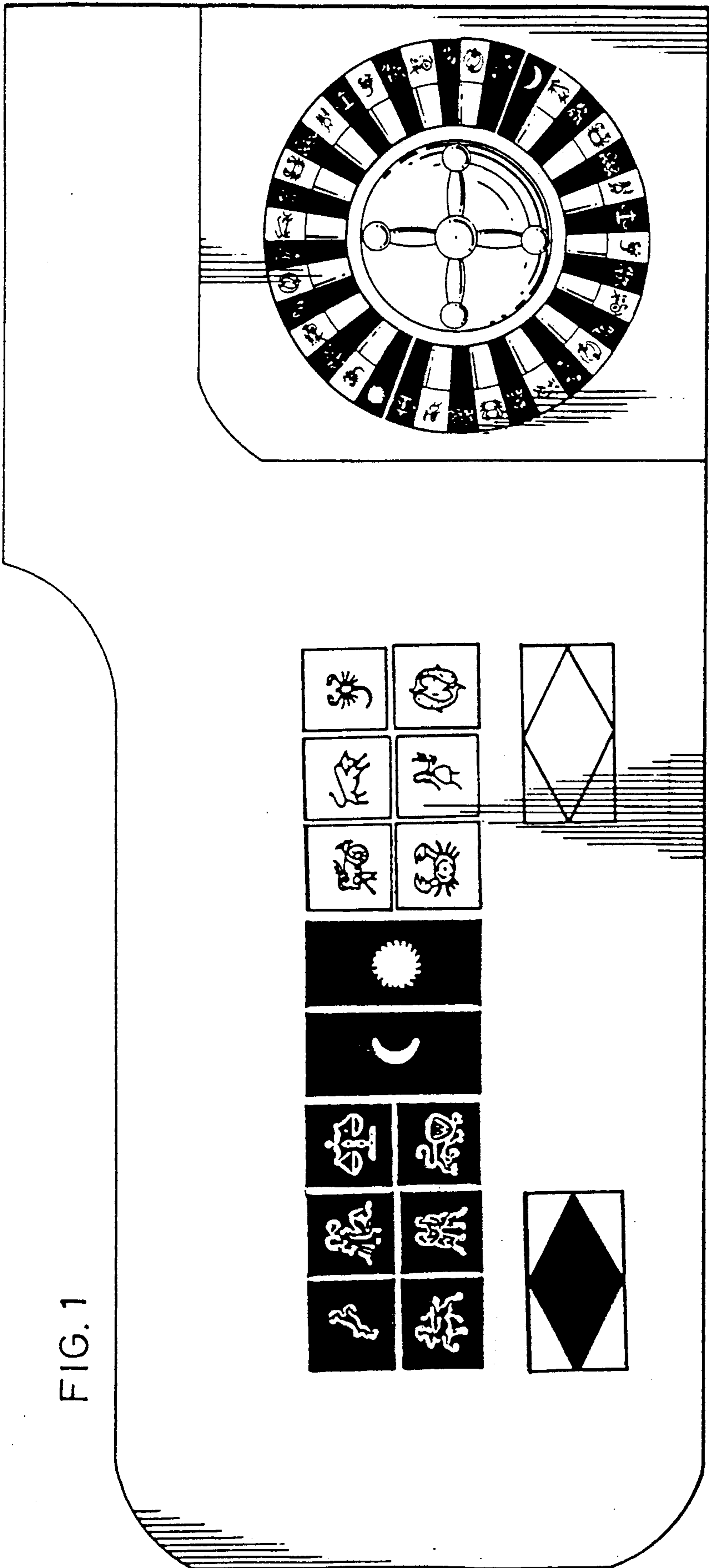


FIG. 1



FIG. 2

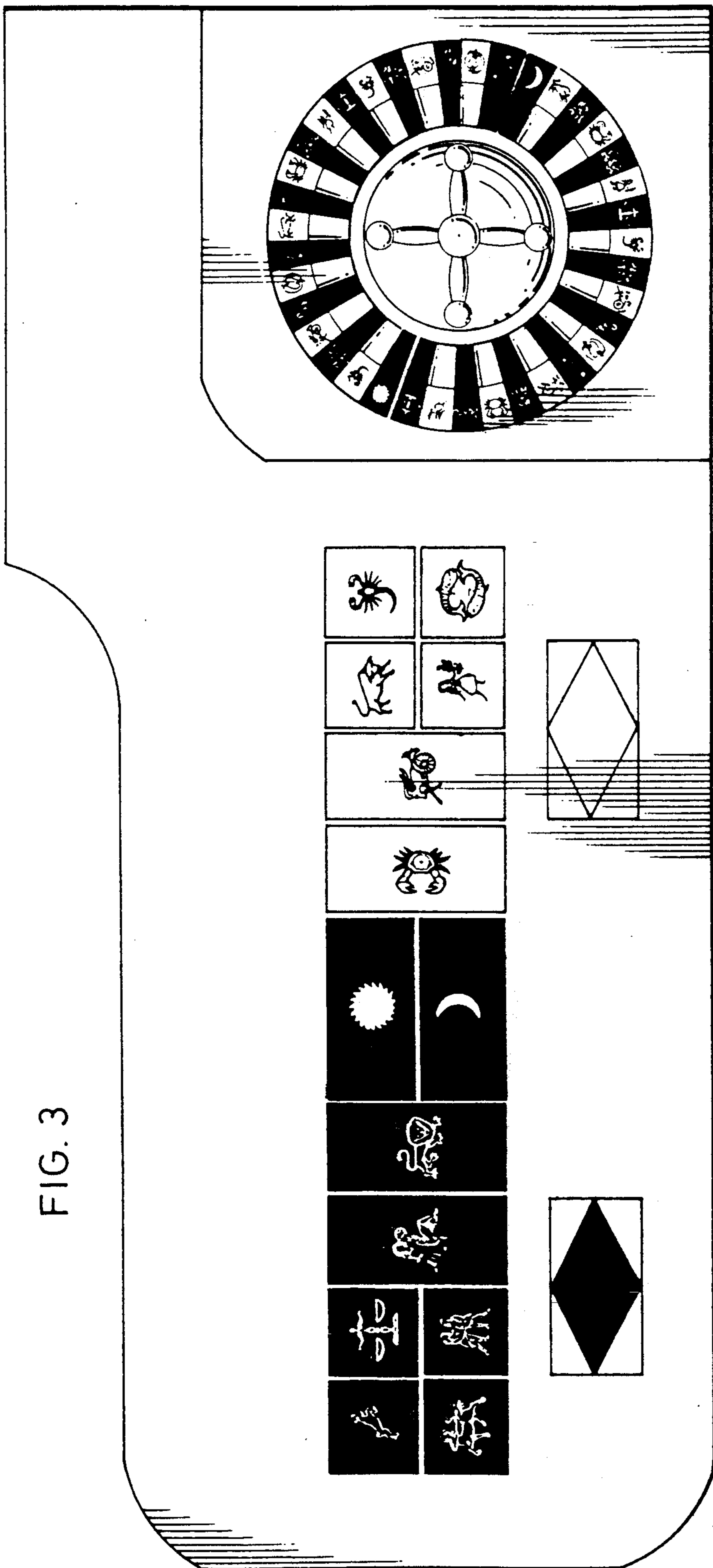


FIG. 3

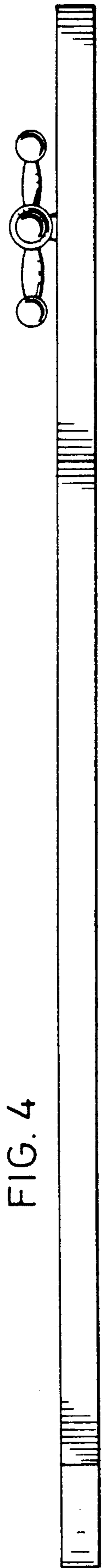


FIG. 4