

[54] **ANTENNA**

[75] **Inventor: Gershon N. Cooper, Encino, Calif.**

[73] **Assignee: Alliance Research Corporation,  
Chatsworth, Calif.**

[\*\*] **Term: 14 Years**

[21] **Appl. No.: 434,164**

[22] **Filed: Nov. 13, 1989**

[52] **U.S. Cl. .... D14/230**

[58] **Field of Search .... D14/230-238,  
D14/299; 343/702, 705, 708, 711, 713, 715, 720,  
741, 744, 749, 752, 757, 766, 797, 829, 840, 846,  
872, 873, 878, 882, 887, 888, 892, 900, 901, 903**

[56] **References Cited**

**U.S. PATENT DOCUMENTS**

|            |         |              |           |
|------------|---------|--------------|-----------|
| D. 179,162 | 11/1956 | Sinko .....  | D14/230 X |
| D. 210,884 | 4/1968  | Rogers ..... | D14/234   |
| 2,368,298  | 1/1945  | Harris ..... | 343/705 X |
| 2,575,377  | 11/1951 | Wohl .....   | 343/887 X |
| 3,487,463  | 12/1969 | Rogers ..... | 343/708   |

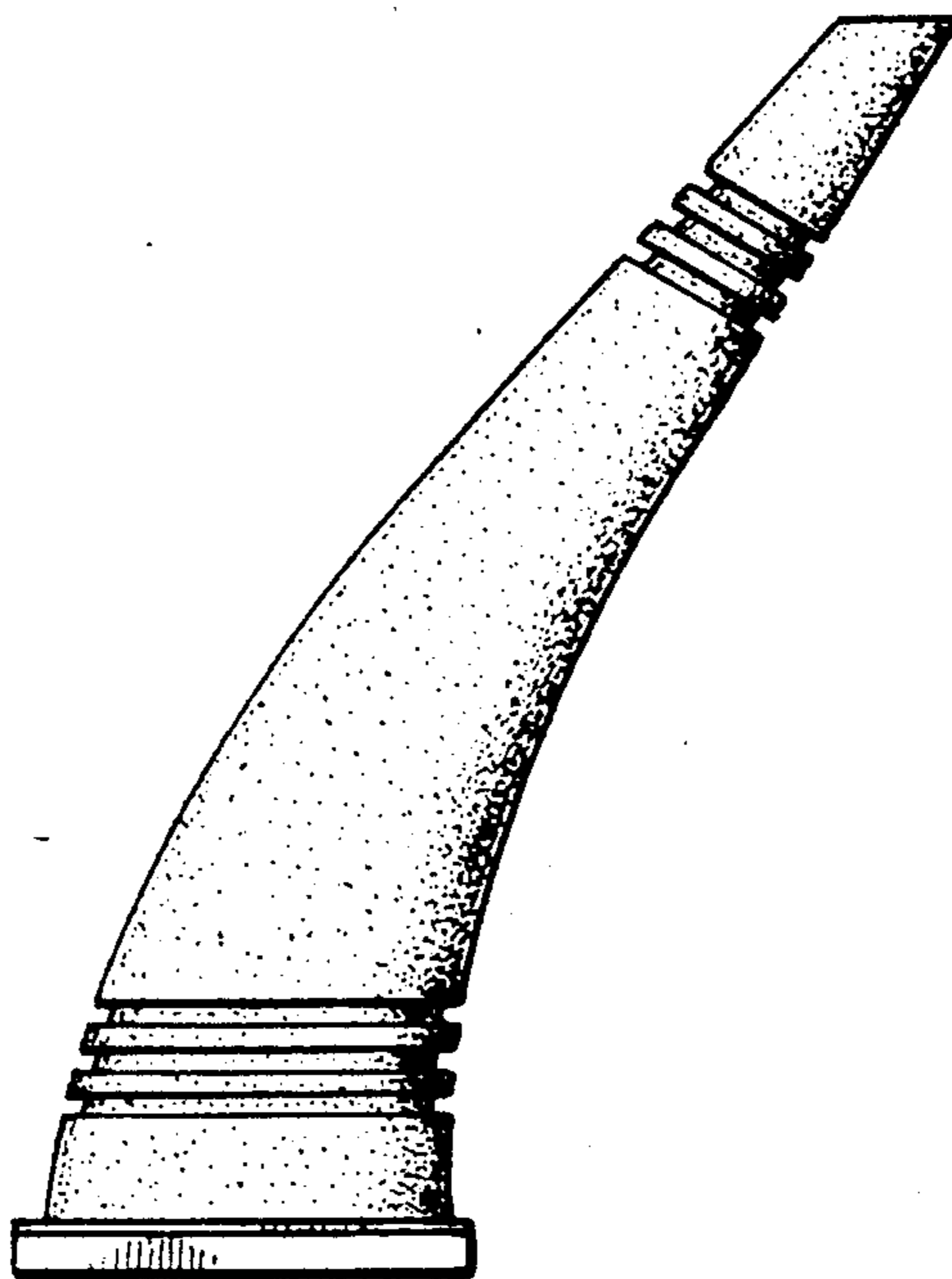
*Primary Examiner*—Theodore M. Shooman  
*Attorney, Agent, or Firm*—Marvin H. Kleinberg

[57] **CLAIM**

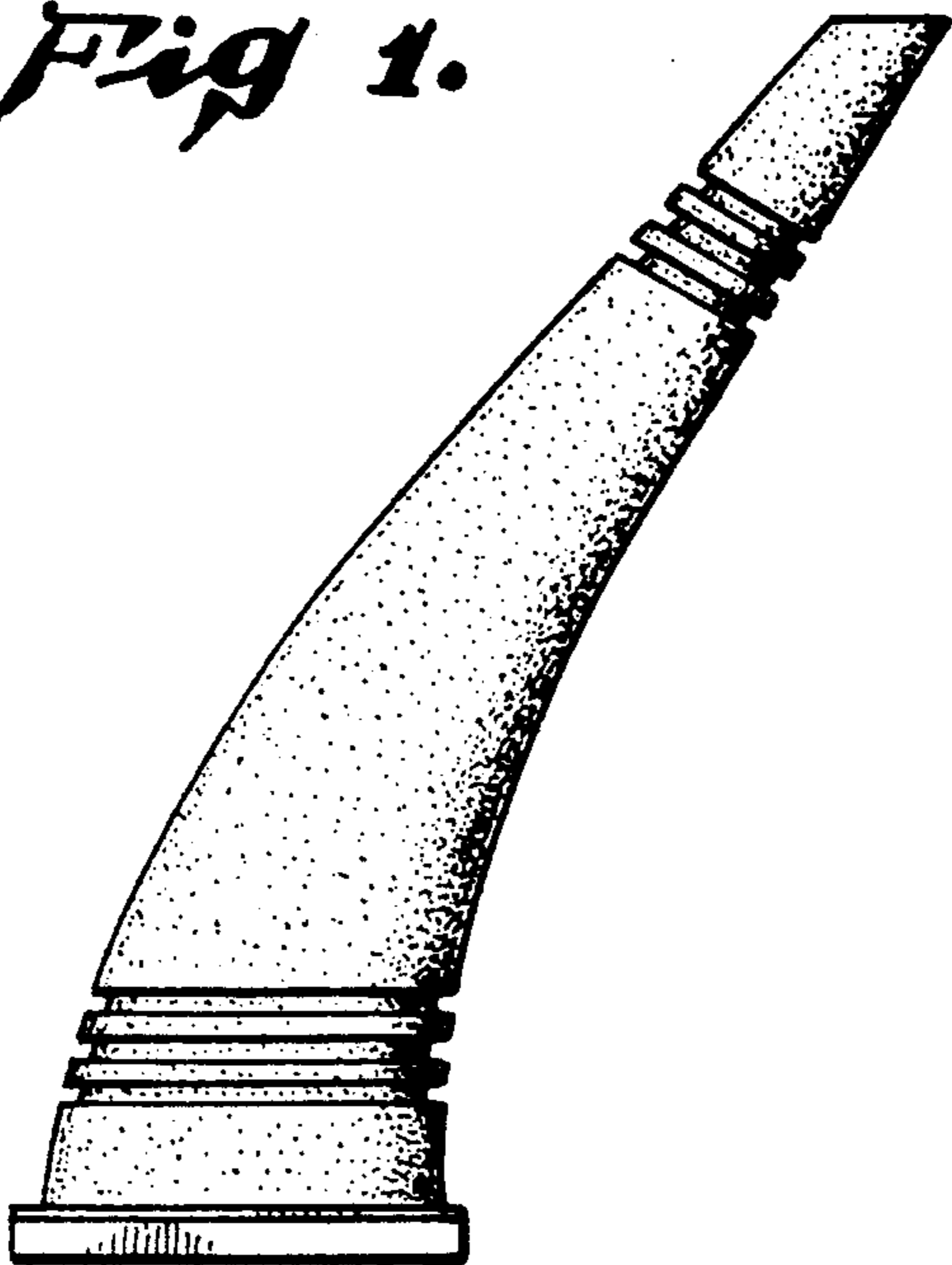
The ornamental design for an antenna, as shown and described.

**DESCRIPTION**


FIG. 1 is a front elevational view of an antenna showing my new design, the rear being a mirror image;  
FIG. 2 is a top plan view thereof;  
FIG. 3 is a left side elevational view thereof;  
FIG. 4 is a right side elevational view thereof; and  
FIG. 5 is a bottom plan view thereof.



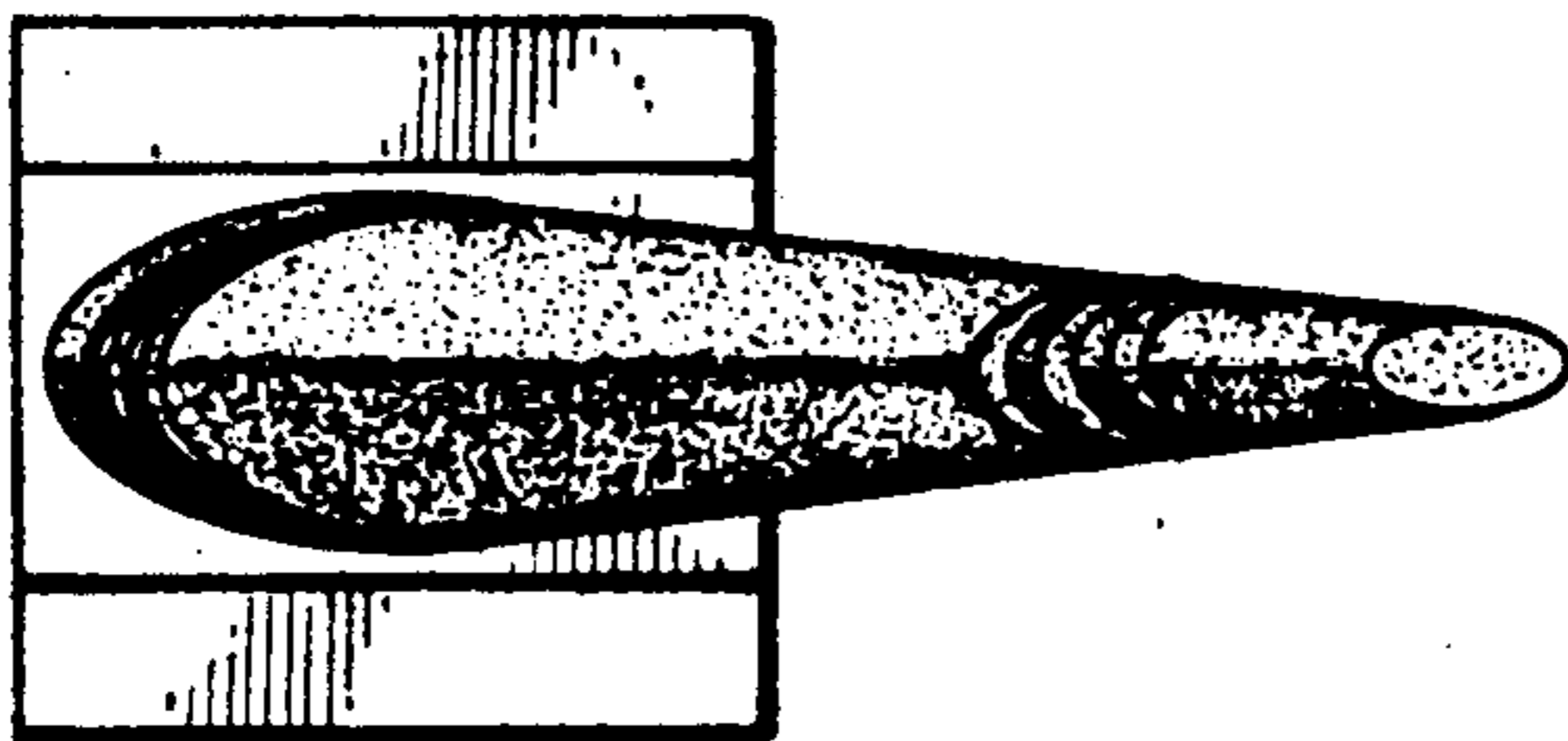
*Fig. 1.*




*Fig. 4.*



*Fig. 2.*



*Fig. 3.*



*Fig. 5.*

