

[54] PAINT BRUSH HOLDER

[76] Inventor: Tom D. Wagner, E. 11123 Ponderosa Dr., Spokane, Wash. 99206

[**] Term: 14 Years

[21] Appl. No.: 410,998

[22] Filed: Sep. 22, 1989

[52] U.S. Cl. D9/415

[58] Field of Search D9/415, 418, 430; 206/209, 209.1, 361, 362, 362.3, 362.4, 806; 229/117.23, 117.24, 117.09, 119, 120, 908, 910, DIG. 14

[56] References Cited

U.S. PATENT DOCUMENTS

1,931,293	10/1933	Morck	206/362.4
2,216,543	10/1940	Schumann	206/362.4
2,550,248	4/1951	Holton	206/361
3,361,333	1/1968	Stuart	206/806 X
4,235,350	11/1980	Valentino	206/806 X
4,606,456	8/1986	Kaminski	206/362.3 X
4,860,891	8/1989	Biggio	206/209 X

FOREIGN PATENT DOCUMENTS

1414351 11/1975 United Kingdom 206/362.4

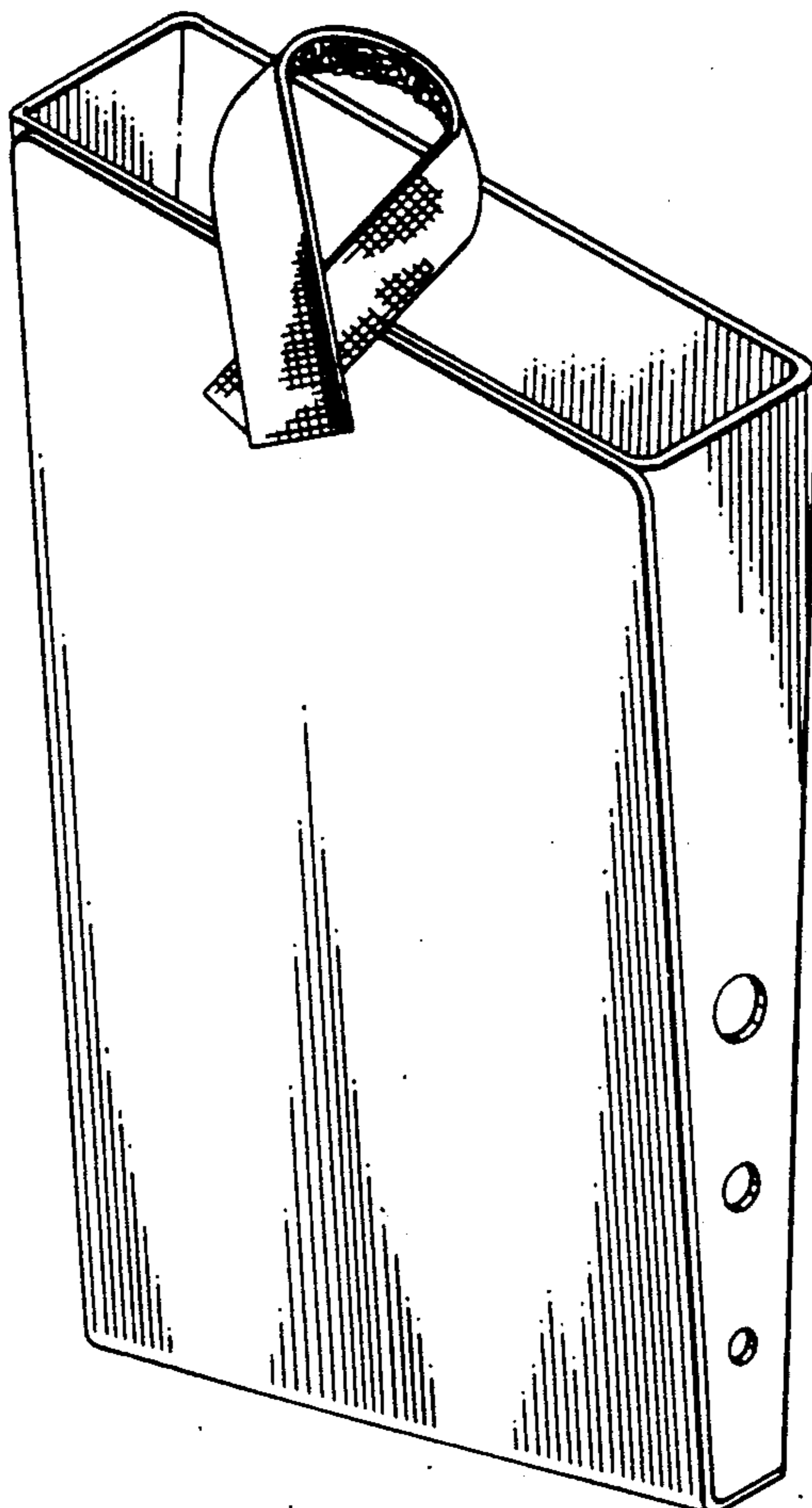
Primary Examiner—Bernard Ansher
Assistant Examiner—Prabhakar Deshmukh
Attorney, Agent, or Firm—Wells, St. John & Roberts

[57] CLAIM

The ornamental design for a paint brush holder, as shown and described.

DESCRIPTION

FIG. 1 is a perspective view of a paint brush holder showing my new design;
FIG. 2 is a top plan view thereof;
FIG. 3 is a front elevation thereof;
FIG. 4 is a right side elevation thereof;
FIG. 5 is a left side elevation thereof;
FIG. 6 is a rear elevation thereof;
FIG. 7 is a bottom plan view thereof;
FIG. 8 is a perspective view of a modified form of FIG. 1;
FIG. 9 is a top plan view of FIG. 8;
FIG. 10 is a front elevation of FIG. 8;
FIG. 11 is a right side elevation of FIG. 8;
FIG. 12 is a right side elevation of FIG. 8;
FIG. 13 is a rear elevation of FIG. 8; and
FIG. 14 is a bottom plan view of FIG. 8.



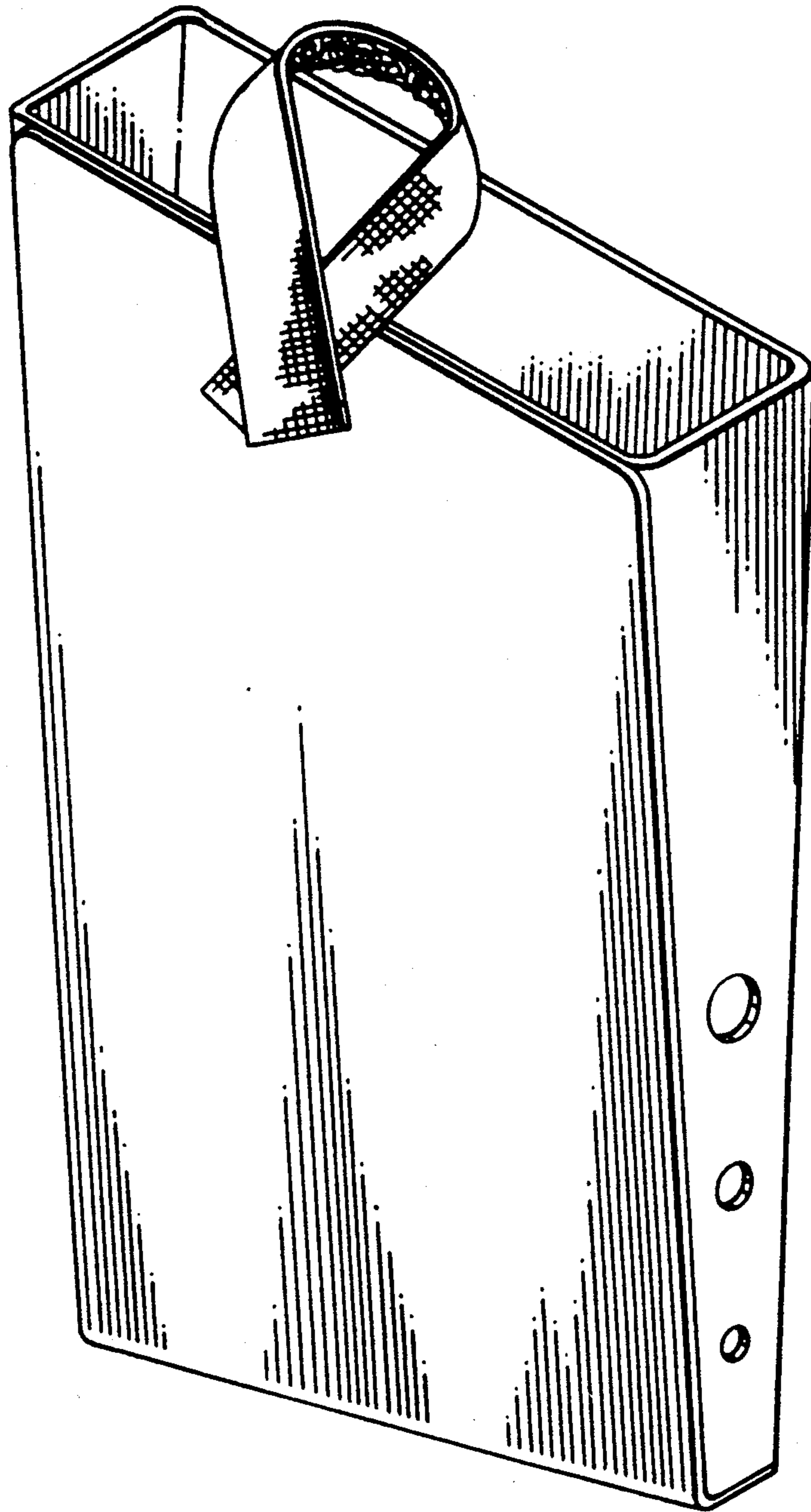


FIG. 1

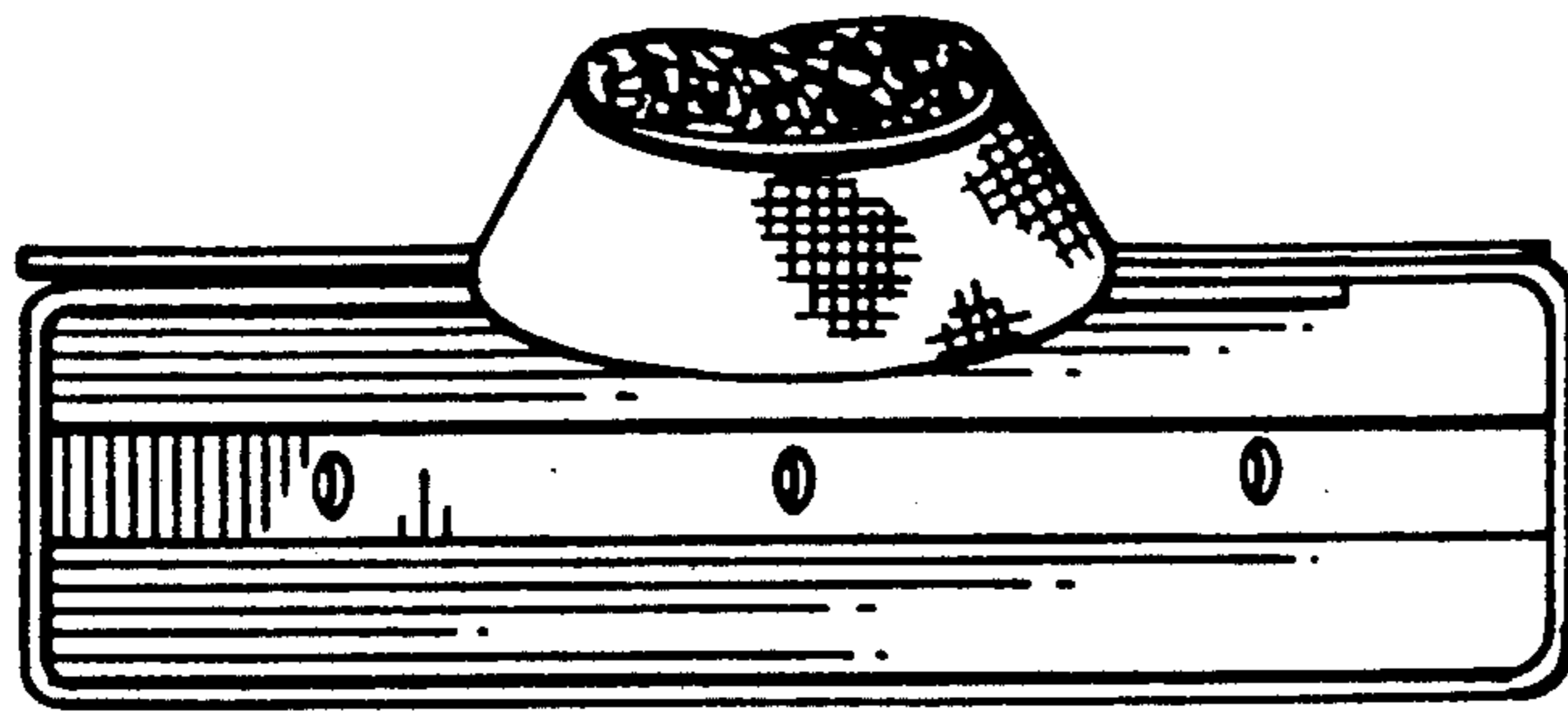


FIG. 2




FIG. 3

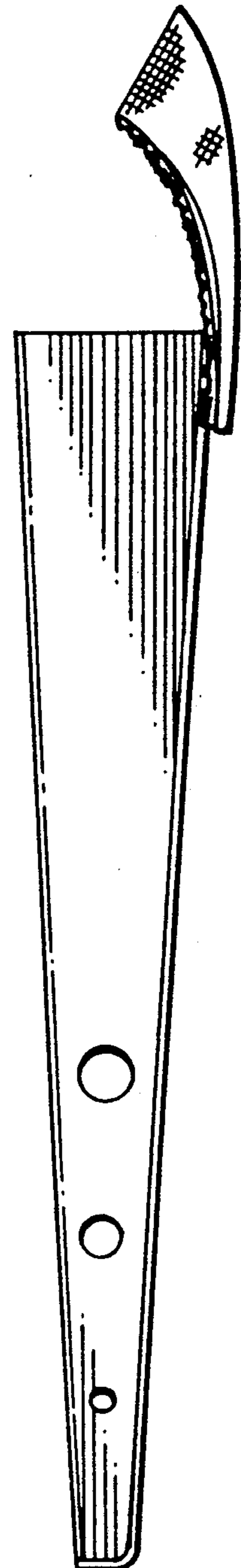


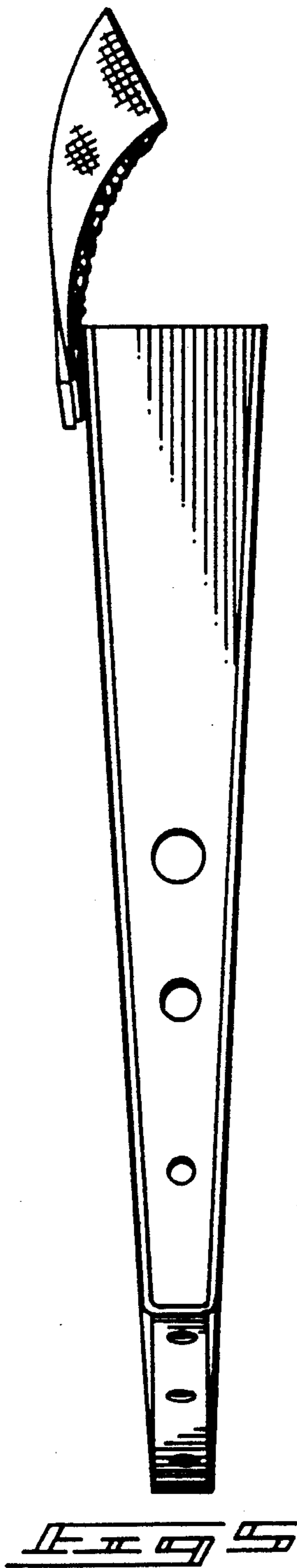



FIG. 4








FIG. 9




FIG. 10

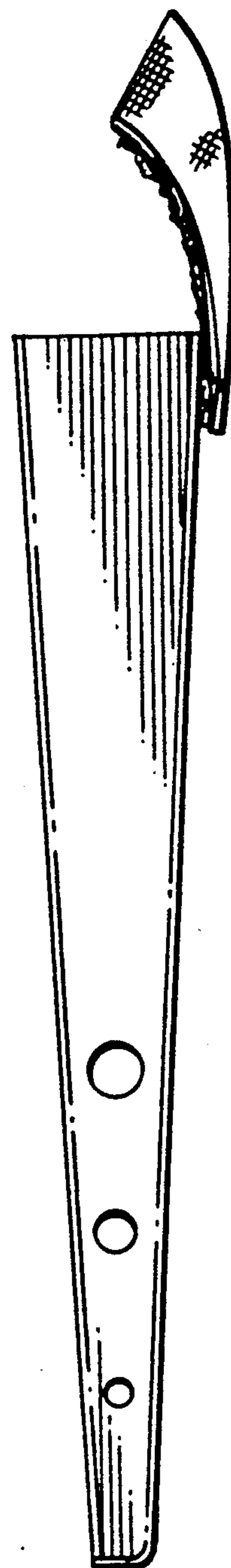


FIG. 11

