

[54] TOY VEHICLE

4,261,588 4/1981 Kassai ..... 280/87.021

[75] Inventor: **Kenzou Kassai**, Osaka, Japan

[73] Assignee: **Aprica Kassai Kabushikikaisha**,  
Osaka, Japan

[\*\*] Term: **14 Years**

[21] Appl. No.: **429,349**

[22] Filed: **Oct. 31, 1989**

[30] Foreign Application Priority Data

May 9, 1989 [JP] Japan ..... 1-17045

[52] U.S. Cl. .... **D21/76; D21/71**

[58] Field of Search ..... **D21/71, 76, 78, 136,**  
**D21/137; 280/87.021, 87.01, 47.34, 47.371,**  
**177, 296**

[56] References Cited

U.S. PATENT DOCUMENTS

D. 239,127	3/1976	Powers	.....	D21/136
D. 252,653	8/1979	Nakao et al.	.....	D21/78
D. 253,710	12/1979	Nakao et al.	.....	D21/78
D. 264,234	5/1982	Hakao et al.	.....	D21/78
D. 267,258	12/1982	Nakao et al.	.....	D21/78
D. 282,184	1/1986	Nakao et al.	.....	D21/78
D. 293,329	12/1987	Nakao et al.	.....	D21/78
D. 303,273	9/1989	Takahashi et al.	.....	D21/76

OTHER PUBLICATIONS

International Playthings, 1984, p. 24, lower right (toy catalogs 1984-1987 digest).

Coleco catalog 1987, p. 43, top and middle (Toy Fair 1987).

Sears Wishbook catalog, 1985, p. 569, #16.

Primary Examiner—Charles A. Rademaker

Assistant Examiner—R. Barkai

Attorney, Agent, or Firm—W. G. Fasse

[57] CLAIM

The ornamental design for a toy vehicle, as shown and described.

DESCRIPTION

FIG. 1 is a front elevational view of a toy vehicle showing my new design;

FIG. 2 is a rear elevational view thereof;

FIG. 3 is a top plan view thereof;

FIG. 4 is a bottom plan view thereof;

FIG. 5 is a left side elevational view thereof;

FIG. 6 is a right side elevational view thereof;

FIG. 7 is a perspective view thereof; and

FIG. 8 is a perspective view thereof with the push member removed.





FIG. 1




FIG. 2

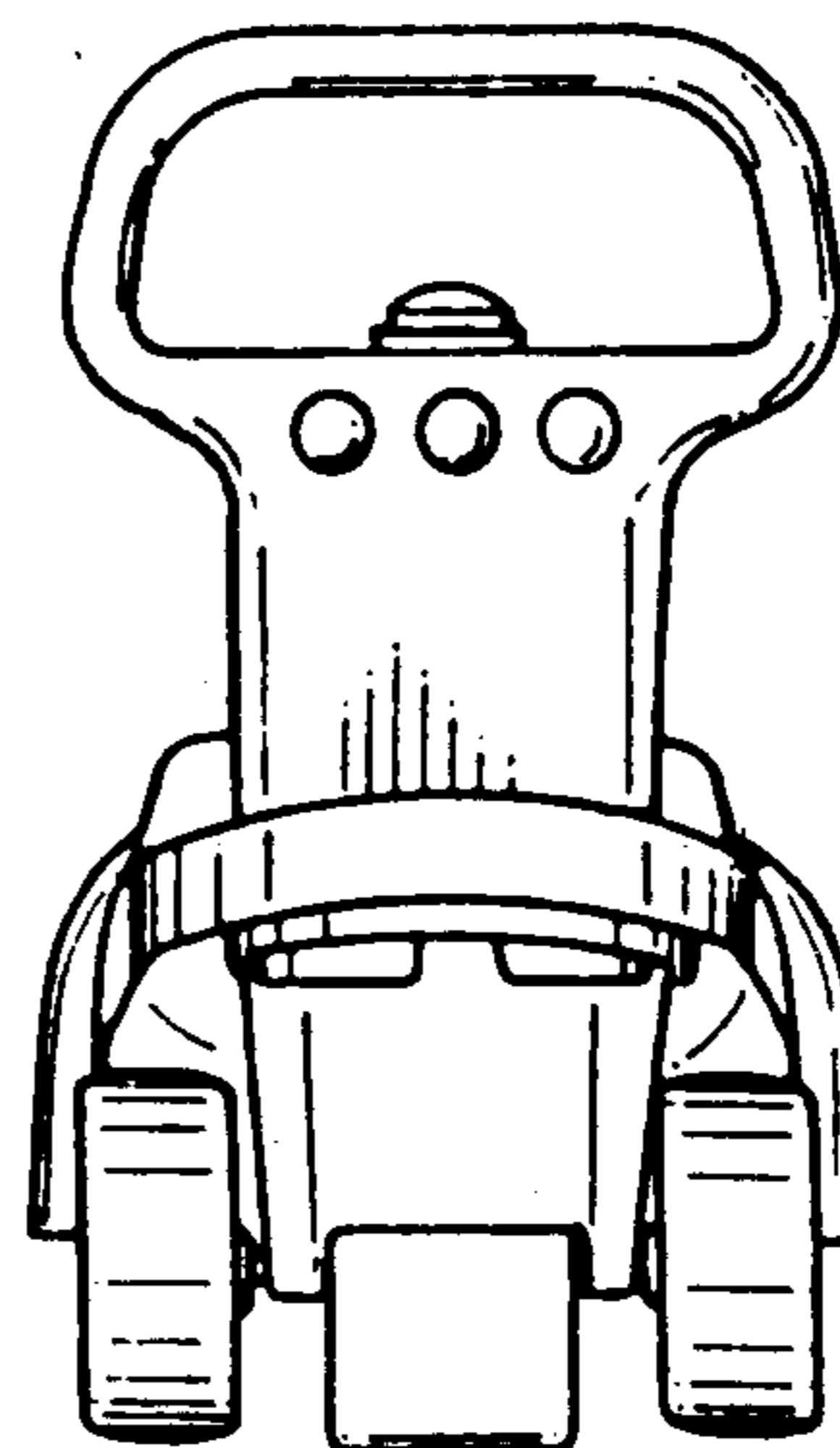


FIG. 3




FIG. 4

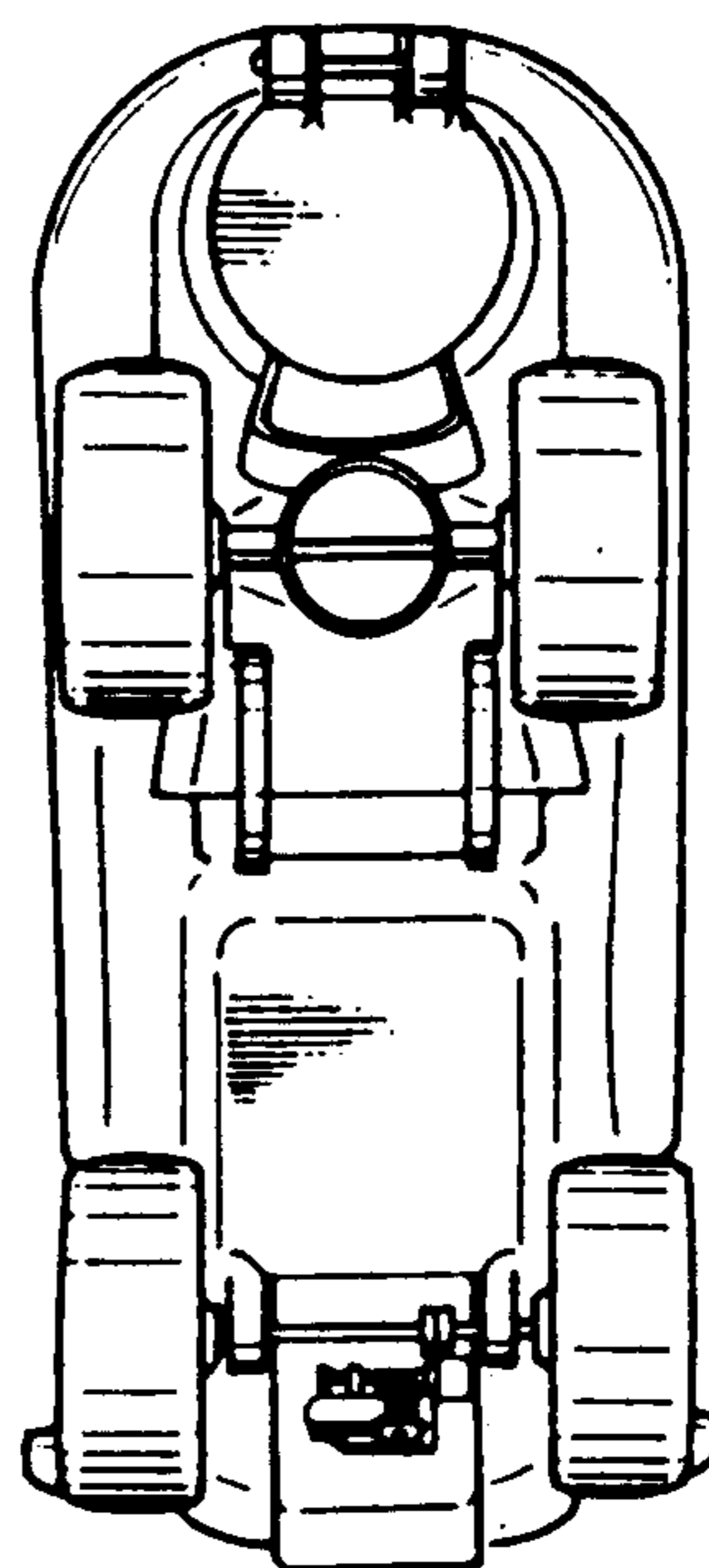


FIG. 5




FIG. 6




FIG. 7




FIG. 8

