

**United States Patent** [19]  
**Evenson**

[11] **Patent Number: Des. 320,231**  
[45] **Date of Patent: \*\* Sep. 24, 1991**

[54] **WRITING IMPLEMENT HOLDER**

[75] **Inventor: Mel Evenson, San Pedro, Calif.**

[73] **Assignee: Eldon Industries, Inc., Inglewood, Calif.**

[\*\*] **Term: 14 Years**

[21] **Appl. No.: 661,643**

[22] **Filed: Feb. 28, 1991**

**Related U.S. Application Data**

[62] **Division of Ser. No. 259,628, Oct. 20, 1988.**

[52] **U.S. Cl. .... D19/85; D19/81; D19/95**

[58] **Field of Search ..... D19/65, 75, 81, 83, D19/84, 85, 95, 99, 100; 206/214, 371; 211/69.1-69.9**

[56] **References Cited**

**U.S. PATENT DOCUMENTS**

D. 70,959 8/1926 Hammons ..... D19/85

D. 164,555 9/1951 Davis ..... D19/85 X  
D. 183,829 11/1958 Doman ..... D19/85 X  
D. 259,122 5/1981 Macowski ..... D19/85 X  
D. 263,154 2/1982 Laughlin ..... D19/85 X  
D. 263,155 2/1982 Macowski ..... D19/99  
D. 273,876 5/1984 Evenson ..... D19/75  
D. 295,992 5/1988 Lothe ..... D19/85  
D. 303,125 8/1989 Evenson ..... D19/85  
D. 304,038 10/1989 Janson ..... D19/85 X

*Primary Examiner*—Bruce W. Dunkins  
*Assistant Examiner*—Martha Thompson

[57] **CLAIM**

The ornamental design for a writing implement holder, as shown and described.

**DESCRIPTION**

FIG. 1 is a top plan view of a writing implement holder showing my new design;  
FIG. 2 is a front elevational view, the rear being a mirror image thereof;  
FIG. 3 is a bottom plan view; and  
FIG. 4 is a left side elevational view, the right side being a mirror image thereof.

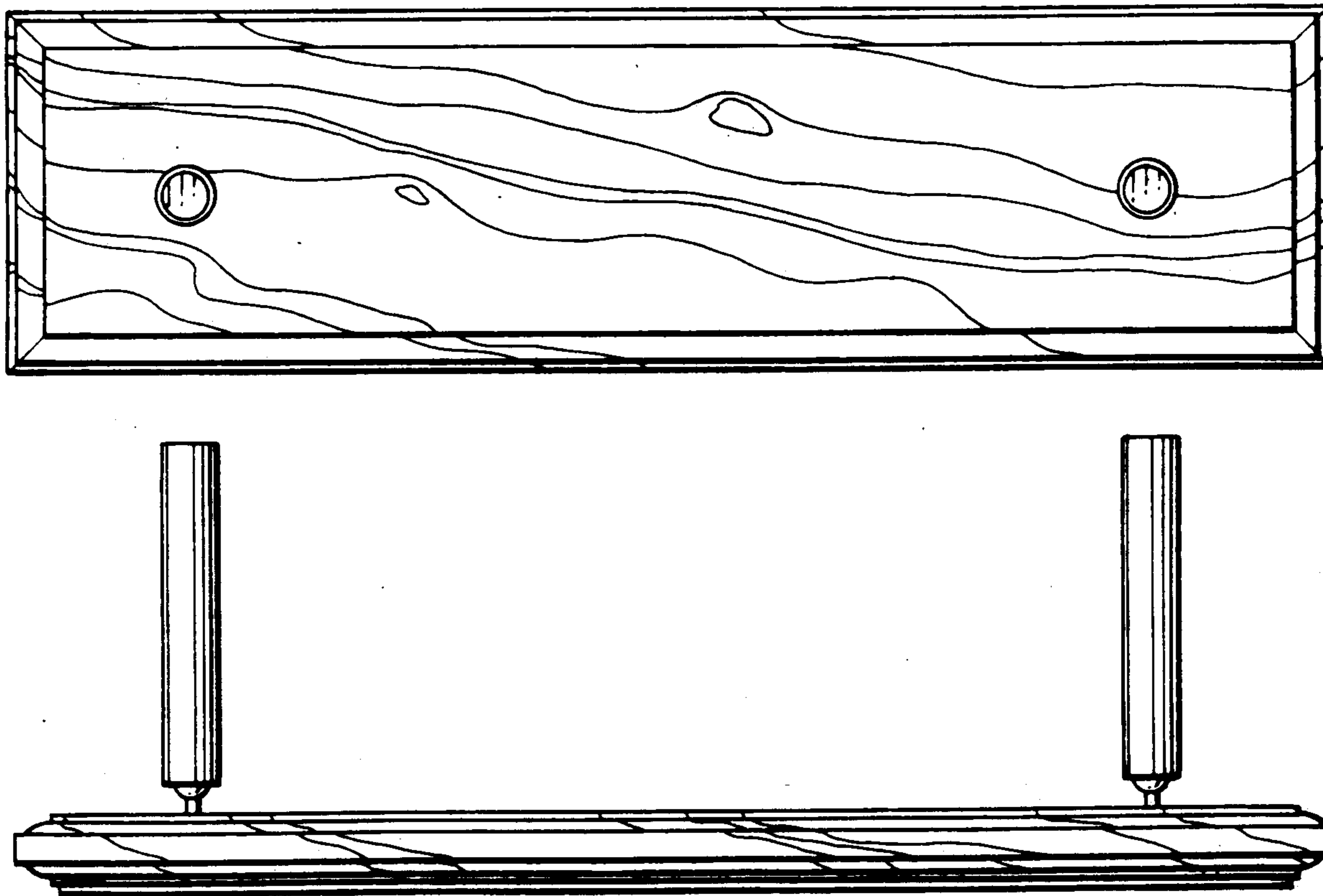


FIG. 1.




FIG. 2.

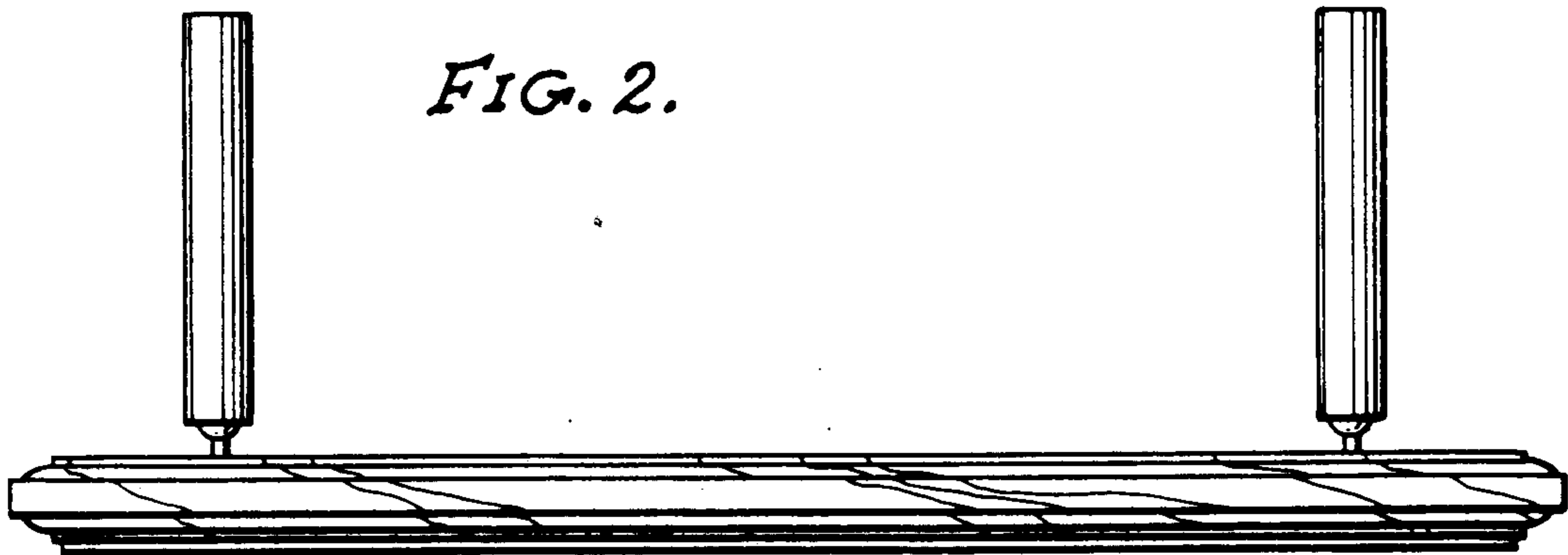


FIG. 3.

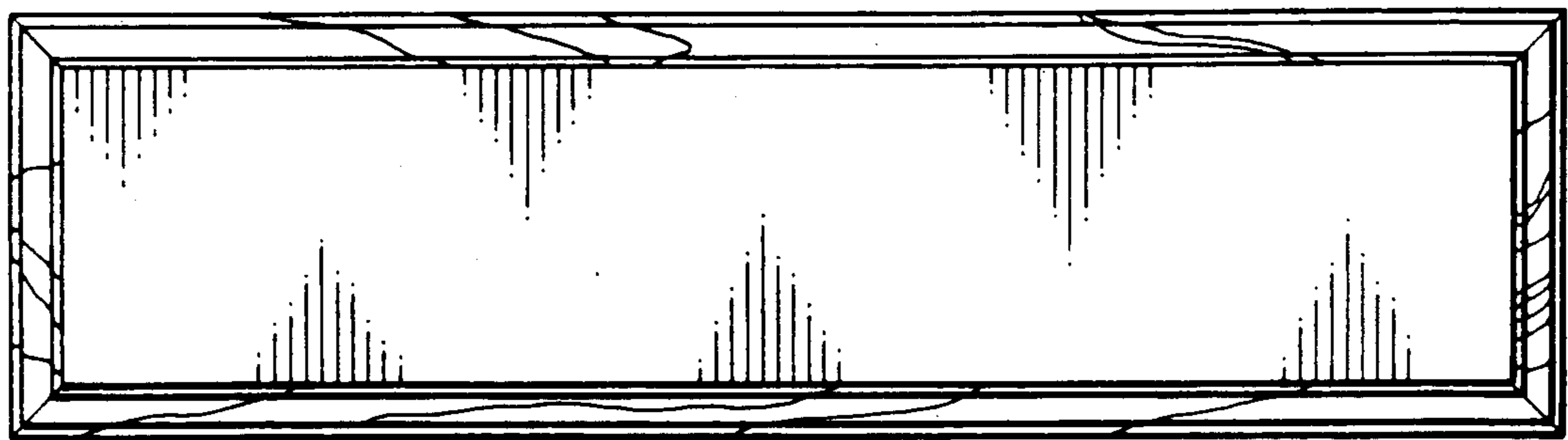


FIG. 4.

