

[54] HAND-HELD MOTOR-DRIVEN ERASER

[75] Inventor: Jason Chen, Taipei, Taiwan
[73] Assignee: Arile Industrial Co., Ltd., Taiwan
[**] Term: 14 Years
[21] Appl. No.: 349,783

[22] Filed: May 9, 1989
[52] U.S. Cl. D19/53; D19/35;
D19/65; D8/62
[58] Field of Search D8/61, 62; D19/35, 53,
D19/36, 65, 99, 100; 15/3, 53

[56] References Cited
U.S. PATENT DOCUMENTS

D. 184,831	4/1959	Palma, Jr.	D19/53
D. 185,279	5/1959	Freedman	D8/62
D. 219,123	11/1970	Eckel	D8/61
D. 223,969	6/1972	Collura	D19/53
D. 263,952	4/1982	Yoshizawa	D8/61 X
D. 286,548	11/1986	Hsieh	D19/53
D. 303,271	9/1989	Lord	D19/35 X
D. 304,543	11/1989	Sommers et al.	D8/61
D. 308,809	6/1990	Kawabata	D8/61
2,128,524	8/1938	Daviau	D8/62 X

FOREIGN PATENT DOCUMENTS

951587 3/1964 United Kingdom 15/3.53

OTHER PUBLICATIONS

Visual Systems Company, Inc., ©1988, See p. 166, lower right, #1011600 Electric Eraser.


Primary Examiner—Bruce W. Dunkins
Assistant Examiner—Martha Thompson
Attorney, Agent, or Firm—Kolisch, Hartwell,
Dickinson, McCormack & Heuser

[57] CLAIM

The ornamental design for a hand-held motor-driven eraser, as shown and described.

DESCRIPTION

FIG. 1 is a perspective view taken from top, front and right end of a hand-held motor-driven eraser showing my new design;
FIG. 2 is a front elevational view thereof;
FIG. 3 is a rear elevational view thereof;
FIG. 4 is a top plan view thereof;
FIG. 5 is a bottom plan view thereof;
FIG. 6 is a left side elevational view thereof; and
FIG. 7 is a right side elevational view thereof.
The eraser portion depicted by means of broken lines in FIGS. 1, 2, 3, 6 and 7 is shown for illustrative purposes only and forms no part of the claimed design.






FIG. 1




FIG. 2.




FIG. 3.

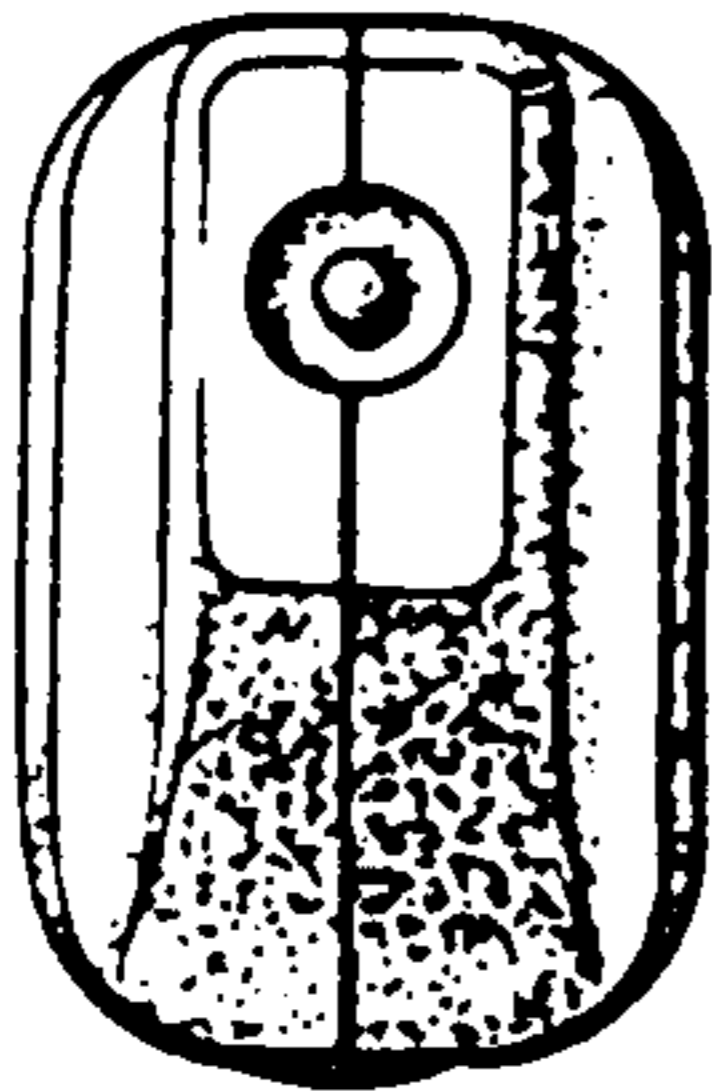


FIG. 4.

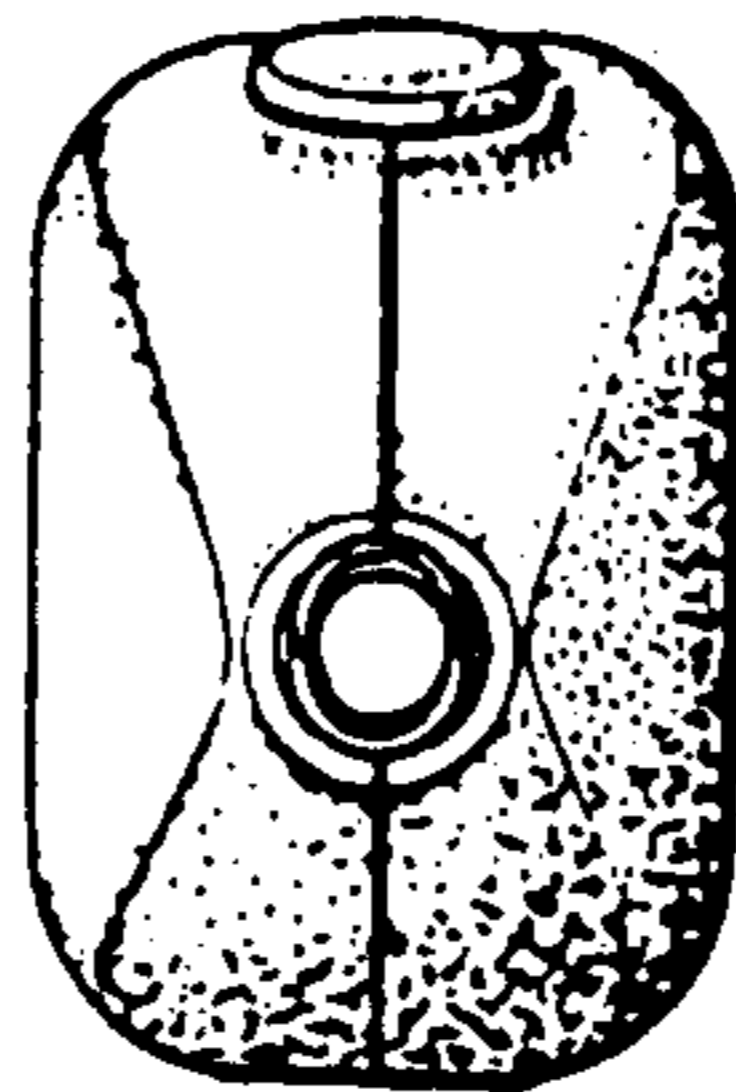


FIG. 5.

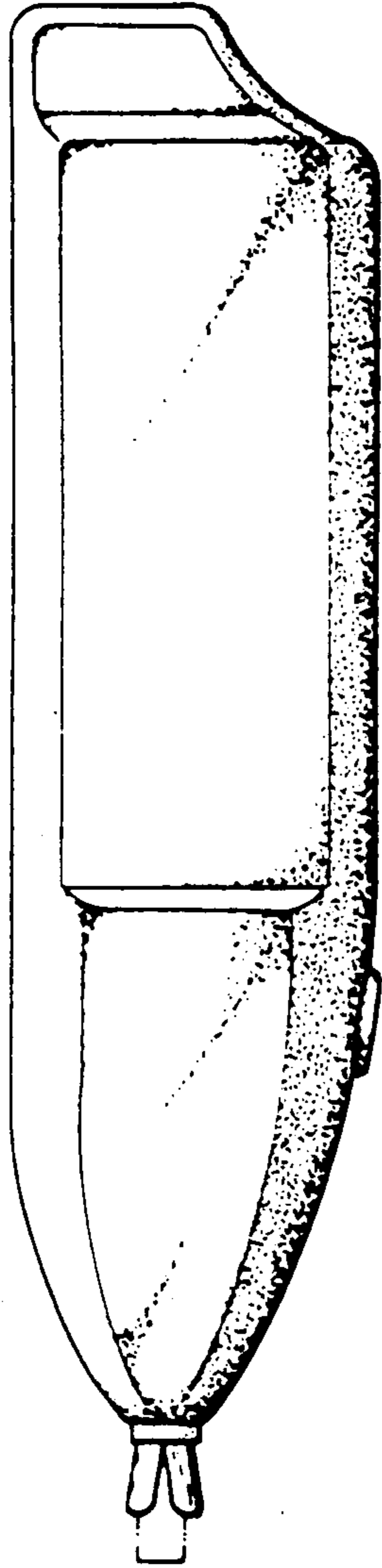


FIG. 6.

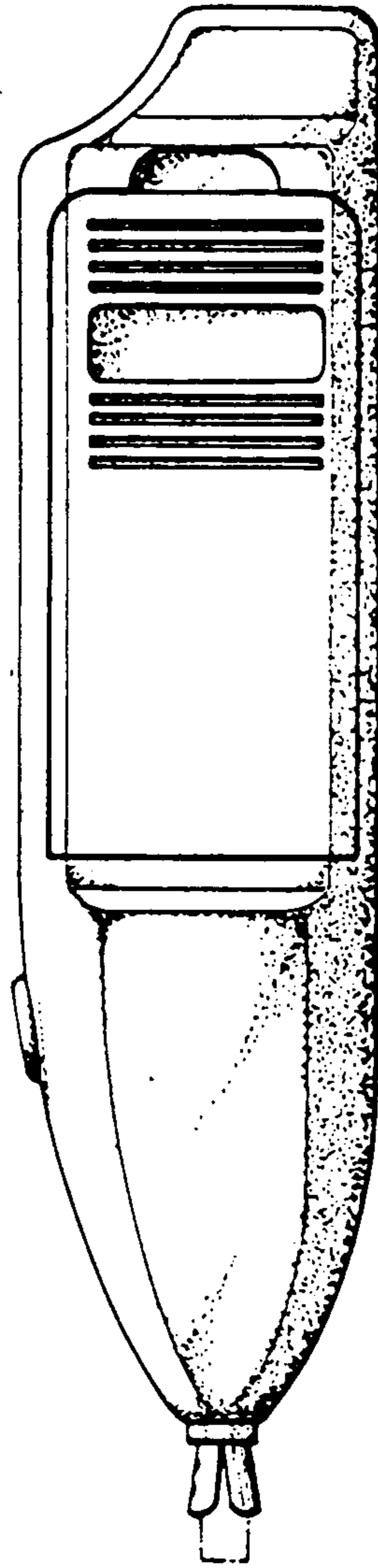


FIG. 7.