

[54] CABINET FOR AN INKJETPRINTER AND RELATED COMPUTER HARDWARE

[75] Inventor: Wolfram J. P. Peters, Leiden, Netherlands

[73] Assignee: Stork X-Cel B.V., Boxmeer, Netherlands

[\*\*] Term: 14 Years

[21] Appl. No.: 229,484

[22] Filed: Aug. 8, 1988

[30] Foreign Application Priority Data

Mar. 17, 1988 [IB] Int'l Pat. Institute ..... DM/010532

[52] U.S. Cl. .... D18/23; D14/102; D6/432

[58] Field of Search ..... D14/102, 113, 100, 107, D14/111, 118; D18/13, 23, 13, 36, 37, 39; D6/425, 426, 429, 432; 101/420, 130; 400/126, 613, 691-694, 613.1-613.4; 364/708

[56] References Cited

U.S. PATENT DOCUMENTS

- D. 197,998 4/1964 Van Acker ..... D18/23
- D. 210,702 4/1968 Karow ..... D14/113
- D. 250,950 1/1979 Knodt et al. .... D14/102
- D. 281,690 12/1985 Thomas ..... D14/102
- D. 282,513 2/1986 Wolford, Sr. .... D6/429

- D. 293,173 12/1987 Chester ..... D6/432
- D. 296,800 7/1988 Benedetto et al. .... D6/425
- D. 297,190 8/1988 Arnott ..... D6/429
- D. 301,415 6/1989 Fry et al. .... D6/432
- D. 313,517 1/1991 Ugalde ..... D6/425
- D. 315,147 3/1991 Davis et al. .... D14/102
- D. 315,261 3/1991 Ng et al. .... D6/426
- 4,859,092 8/1989 Makita ..... D14/113

OTHER PUBLICATIONS

IBM Technical Disclosure Bulletin, Dec. 1981. Schöner Wohnen; 3/84; p. 59; Item #7. Sirco Computer Furn. & Accessories; 9/85; p. 155.

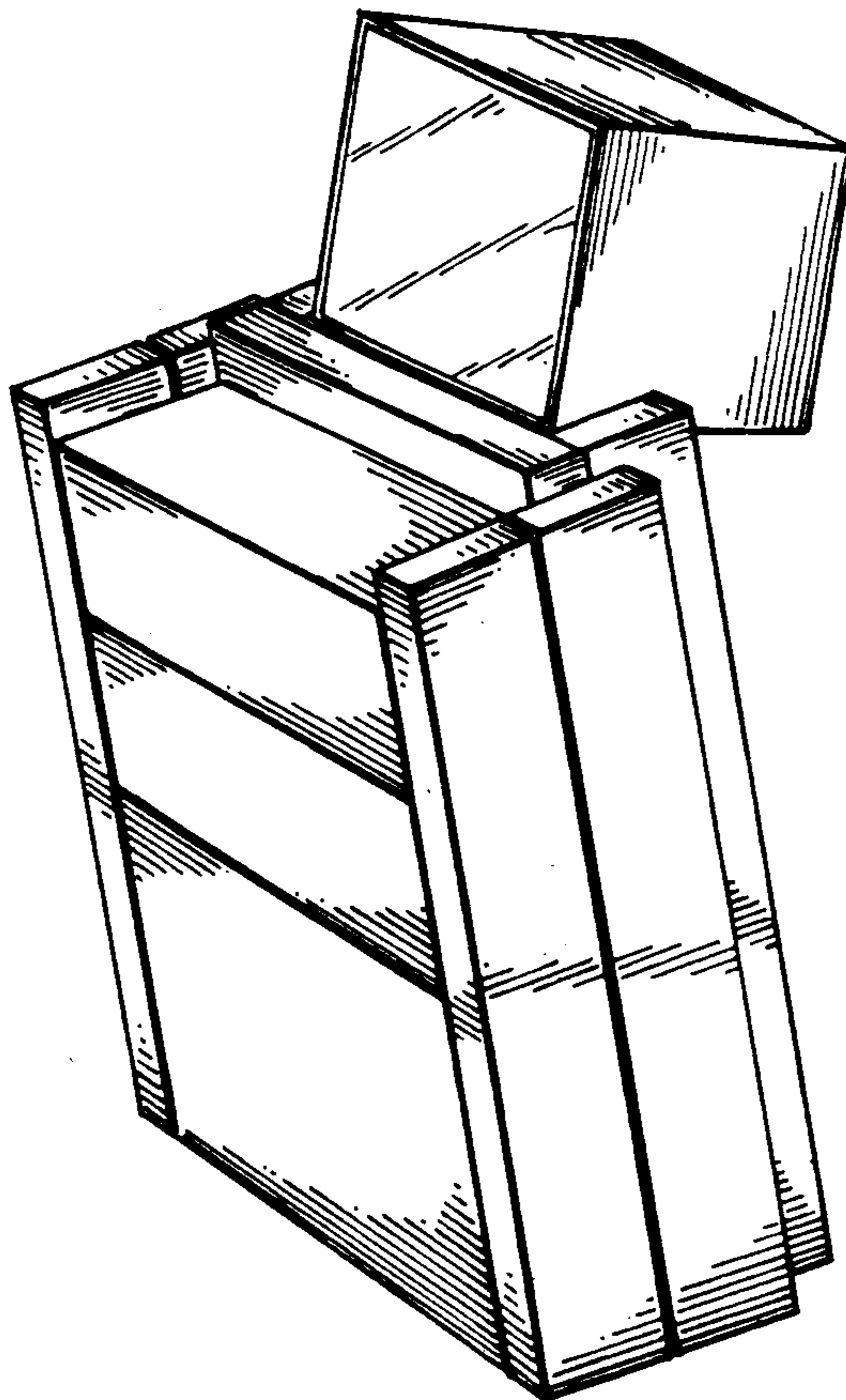
Primary Examiner—A. Hugo Word  
Assistant Examiner—CathyAnne MacCormac  
Attorney, Agent, or Firm—Hill, Van Santen, Steadman & Simpson

[57] CLAIM

The ornamental design for a cabinet for an inkjetprinter and related computer hardware, as shown.

DESCRIPTION

FIG. 1 is a top, front and right side perspective view of a cabinet for an inkjetprinter and related computer hardware showing my new design; FIG. 2 is a right side elevational view thereof; FIG. 3 is a front elevational view thereof; FIG. 4 is a rear elevational view thereof; and FIG. 5 is a top plan view thereof.



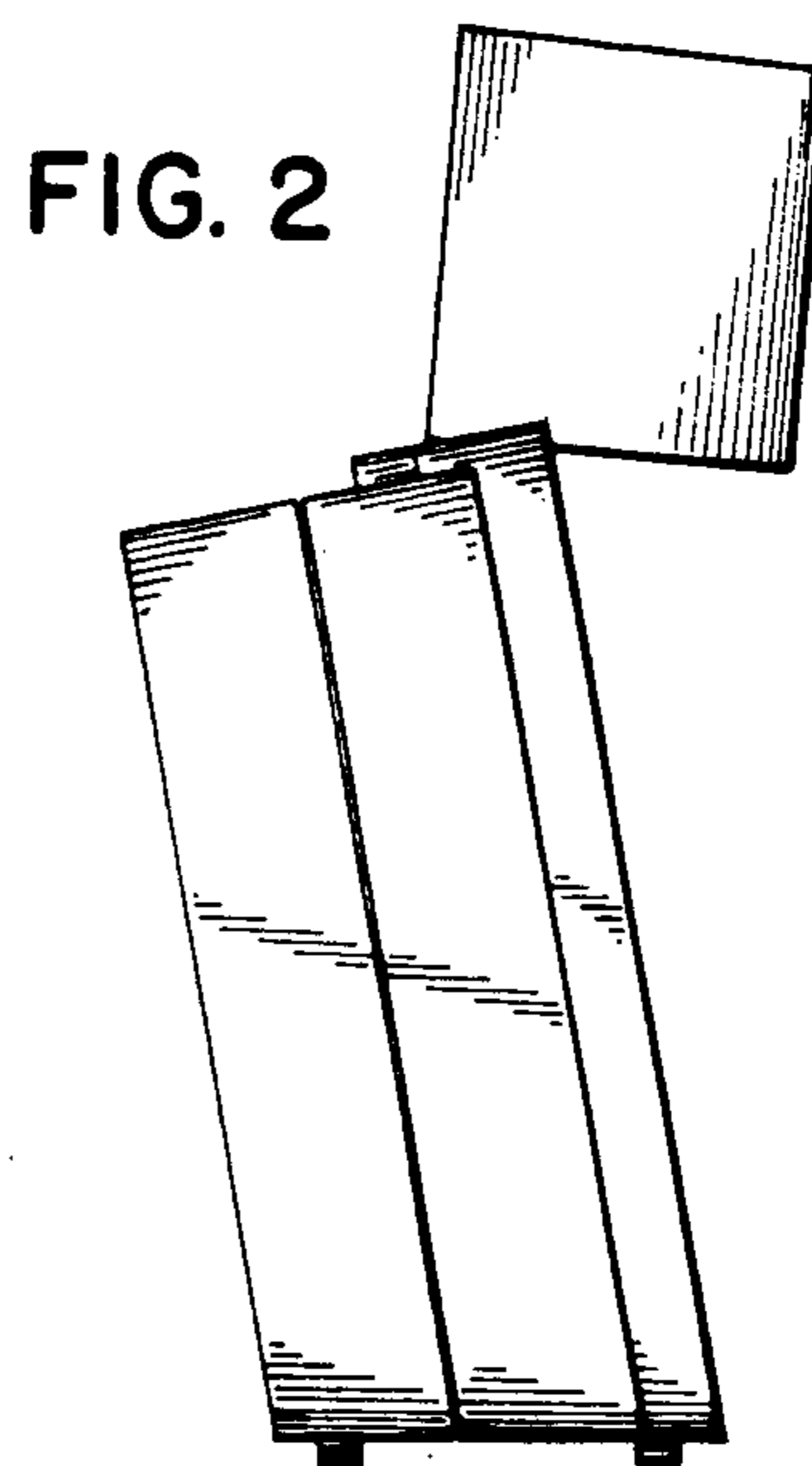
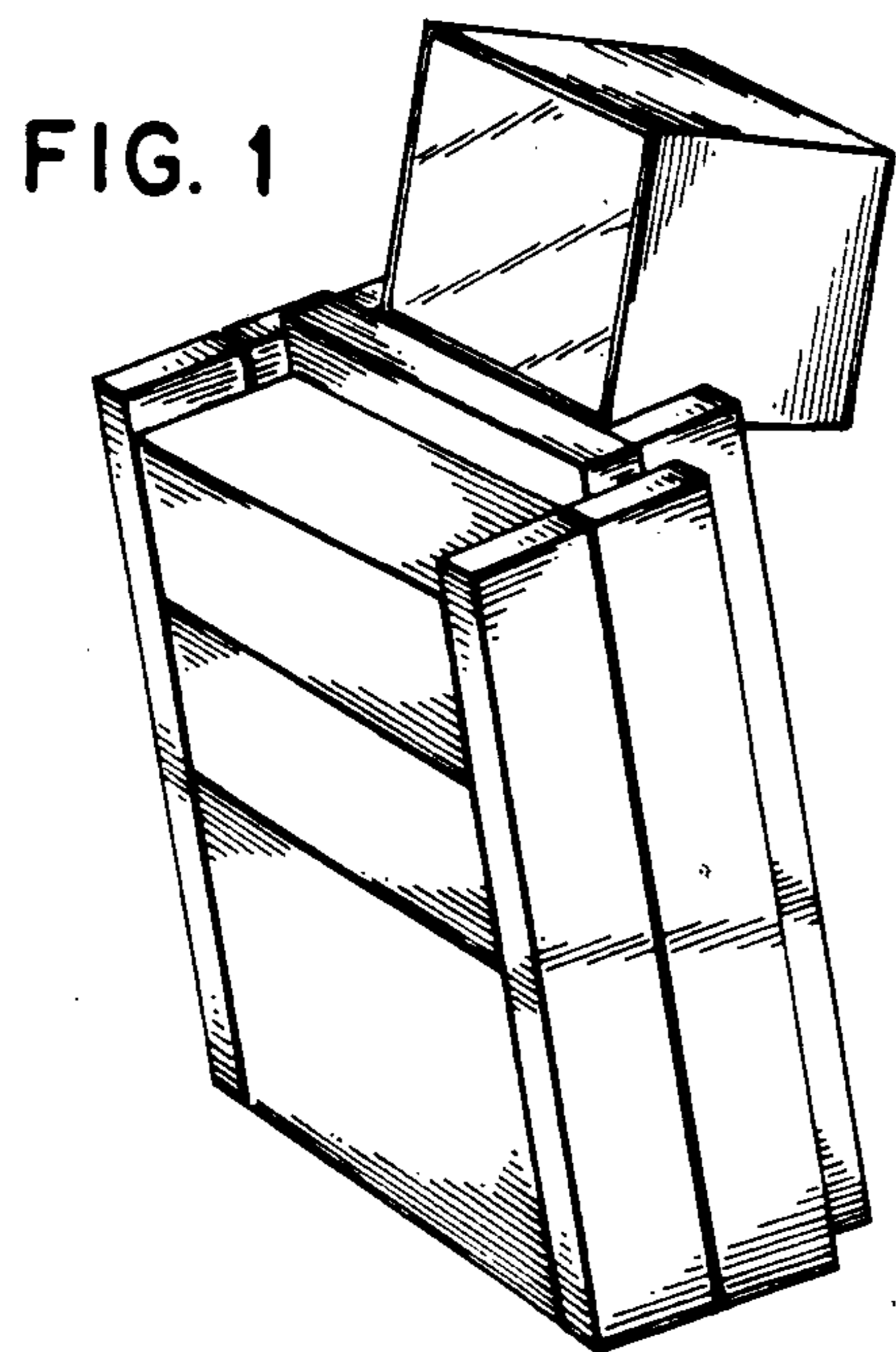


FIG. 3




FIG. 4




FIG. 5

