

[54] **MOUSE WITH TELEPHONE DIAL PADS**
 [75] **Inventor: Edward W. Weber, Norwalk, Conn.**
 [73] **Assignee: Contel IPC, Inc., Stamford, Conn.**
 [**] **Term: 14 Years**
 [21] **Appl. No.: 210,645**
 [22] **Filed: Jun. 23, 1988**
 [52] **U.S. Cl. D14/114; 364/715.05; 379/364**

D. 289,643 5/1987 Genaro et al. D14/60
 D. 290,354 6/1987 Ryan D14/60
 D. 293,440 12/1987 Britz D14/60
 D. 297,327 8/1988 Morrison D14/114
 D. 313,400 1/1991 Quinn et al. D14/114
 D. 314,193 1/1991 Ishihara et al. D14/114
 4,081,623 3/1978 Vogeley 379/364
 4,122,526 10/1978 Deugos et al. 364/715.05
 4,266,102 5/1981 Stanley et al. 379/364 X

[58] **Field of Search D14/100, 140, 113, 149, D14/247, 245, 242, 244, 257, 114; 379/440, 267, 164, 165, 368, 364, 436, 437, 419, 420; 364/715.05; 340/711**

Primary Examiner—Horace B. Fay, Jr.
Attorney, Agent, or Firm—Morgan & Finnegan

[56] **References Cited**
U.S. PATENT DOCUMENTS

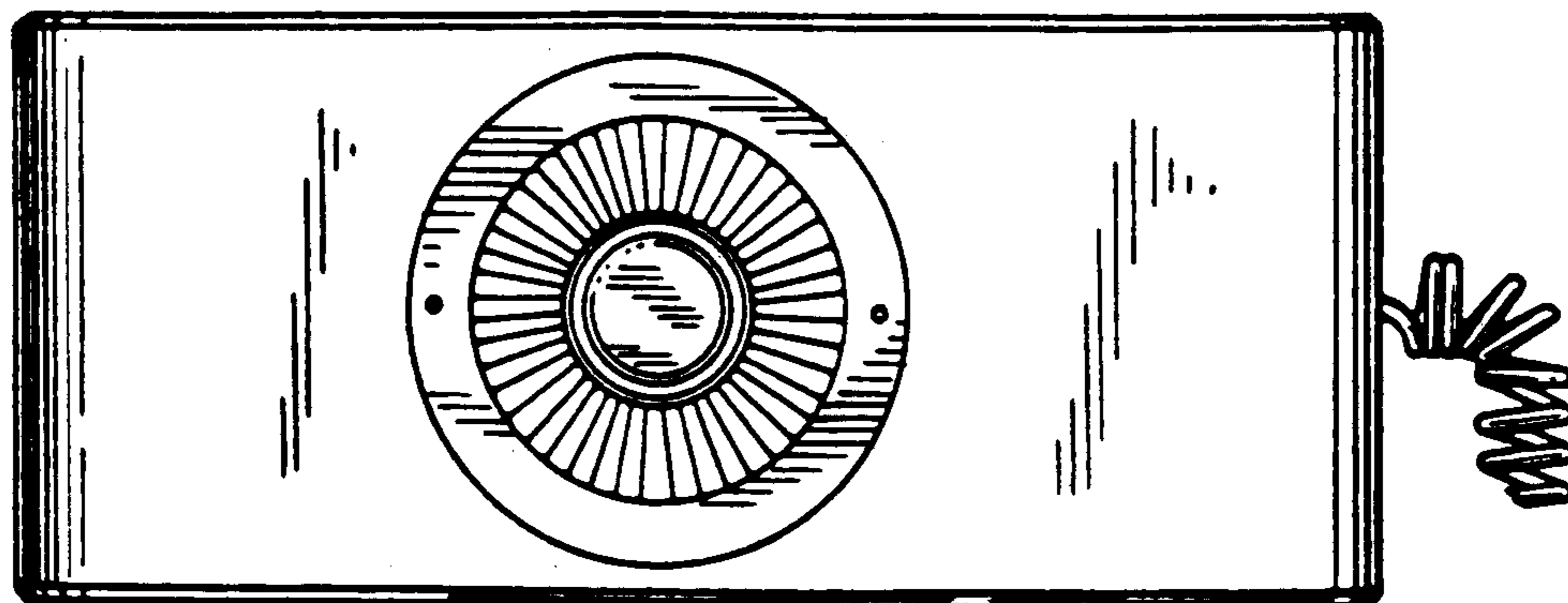
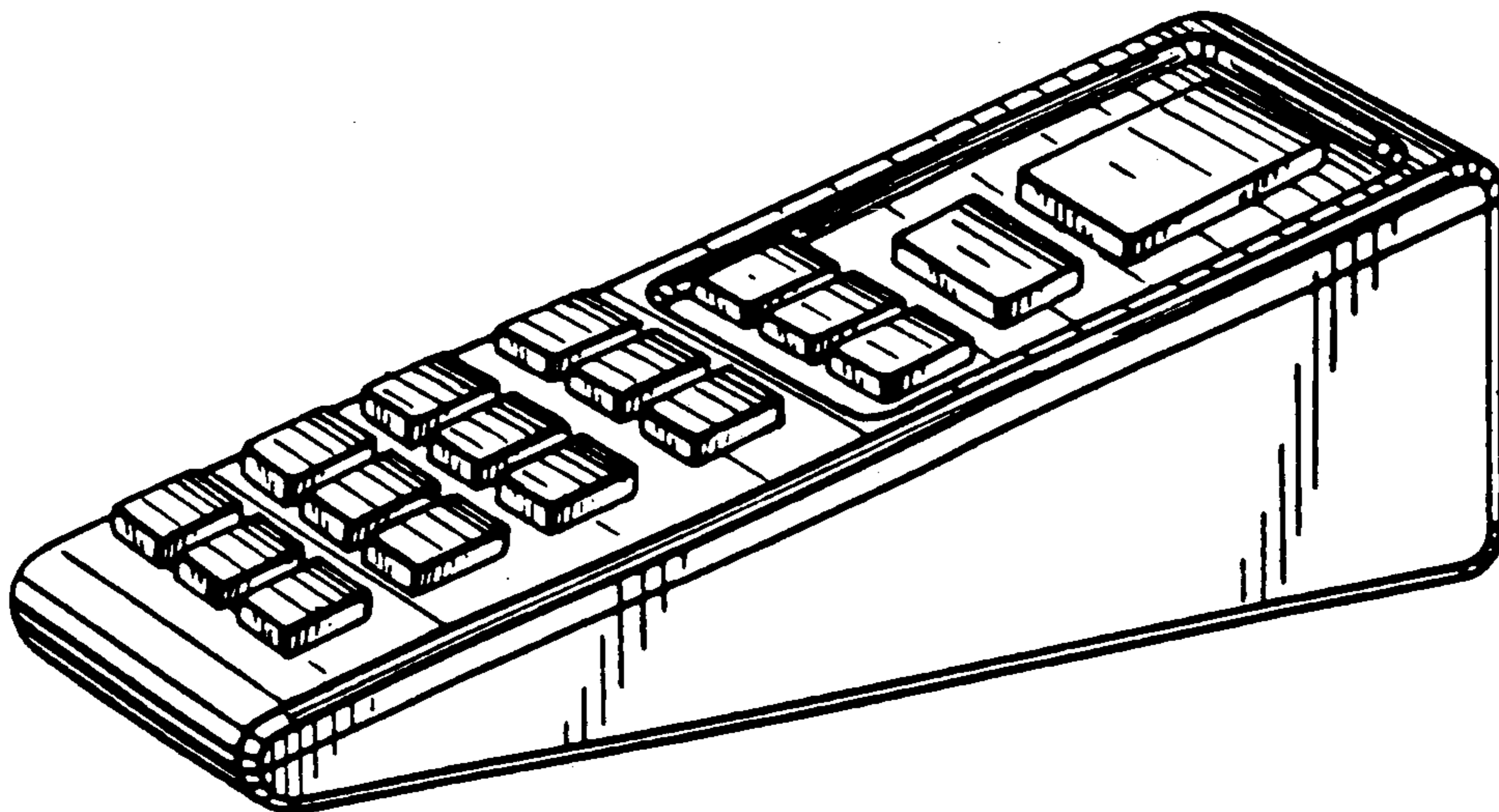
Re. 31,144 2/1983 Feil 179/99 LS
 D. 227,481 6/1973 Kennedy D14/114
 D. 251,296 3/1979 Haas D14/58
 D. 268,030 2/1983 Sult D14/115
 D. 281,164 10/1985 Kim D14/114
 D. 283,818 5/1986 Skaggs D14/114
 D. 285,203 8/1986 Milroy et al. D14/114
 D. 288,563 3/1987 Story et al. D14/61

[57] **CLAIM**

The ornamental design for a mouse with telephone dial pads, as shown and described.

DESCRIPTION

FIG. 1 is a front, top and right side perspective view of a mouse with telephone dial pads showing my new design;
 FIGS. 2 and 3 are respectively front and rear elevational view thereof;
 FIG. 4 is a right side elevational view thereof, the side opposite being a mirror image; and
 FIGS. 5 and 6 are respectively bottom and top plan view thereof.



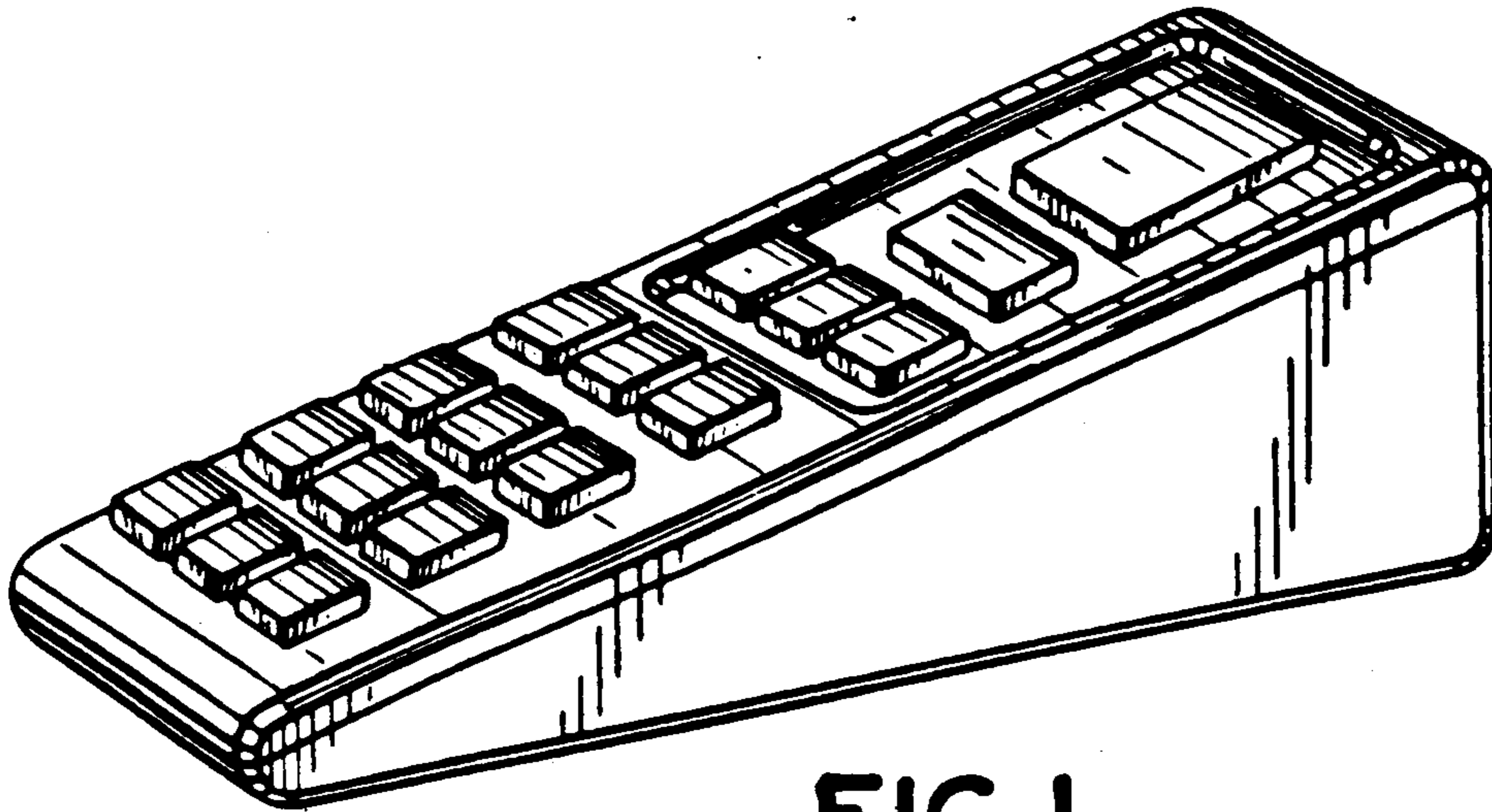


FIG. 1




FIG. 3




FIG. 2

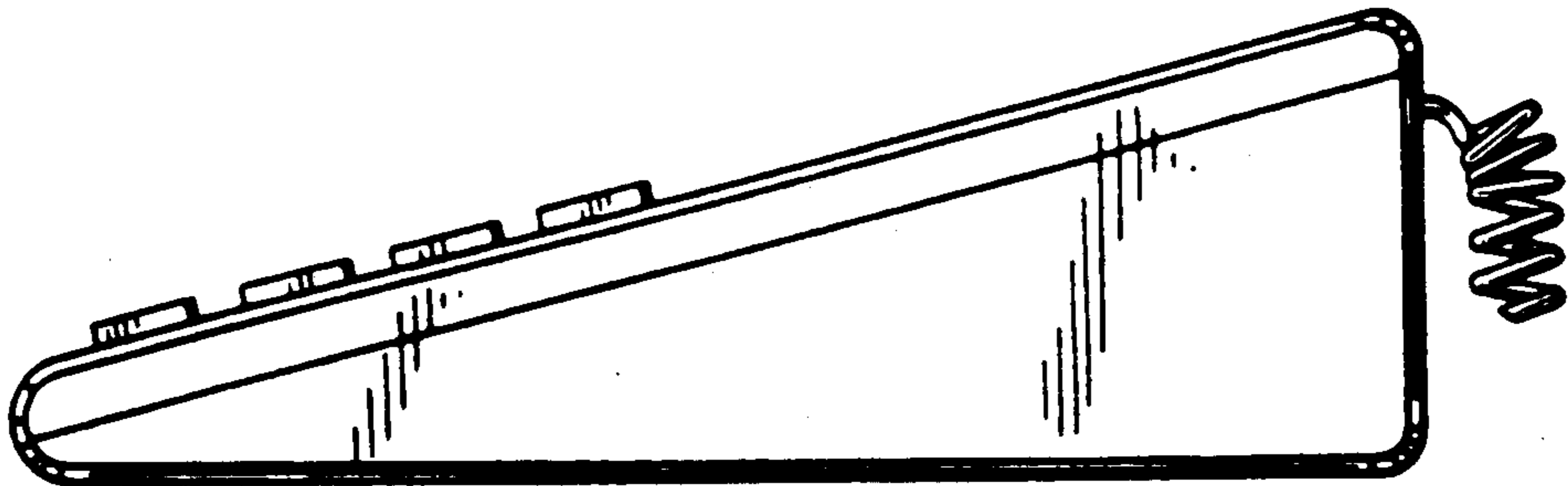


FIG. 4

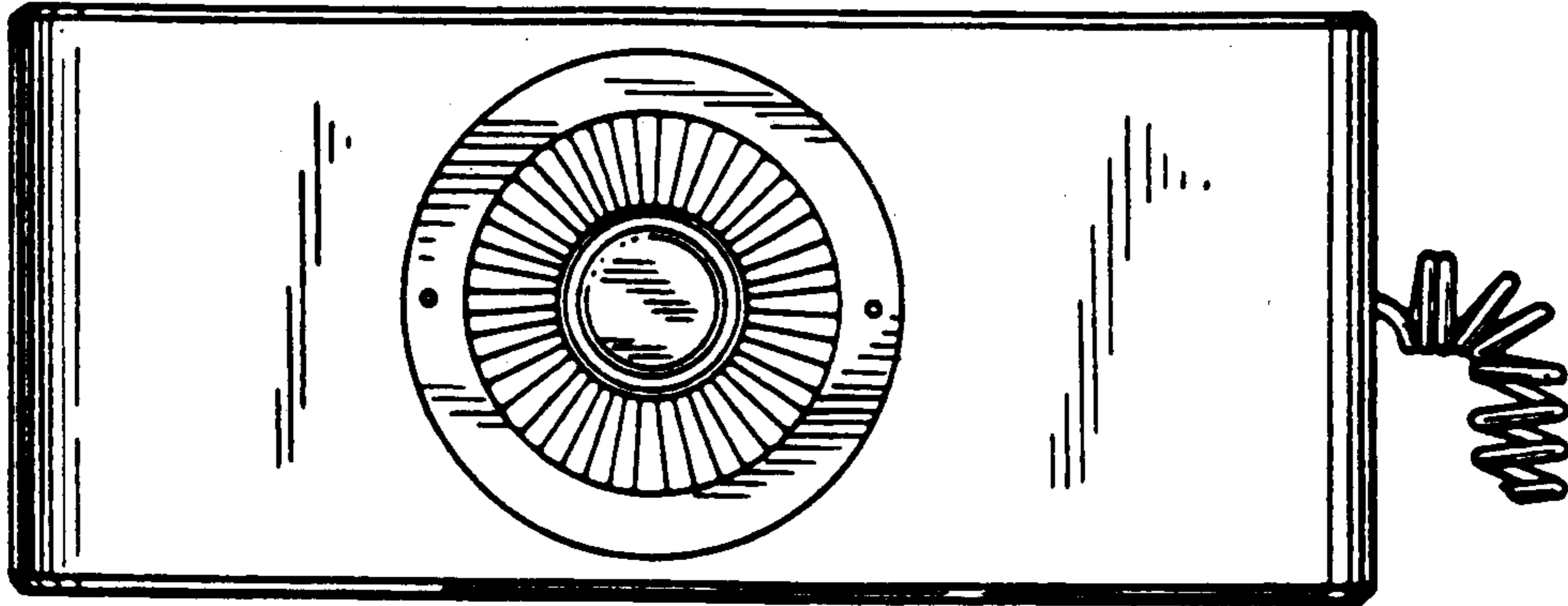


FIG. 5

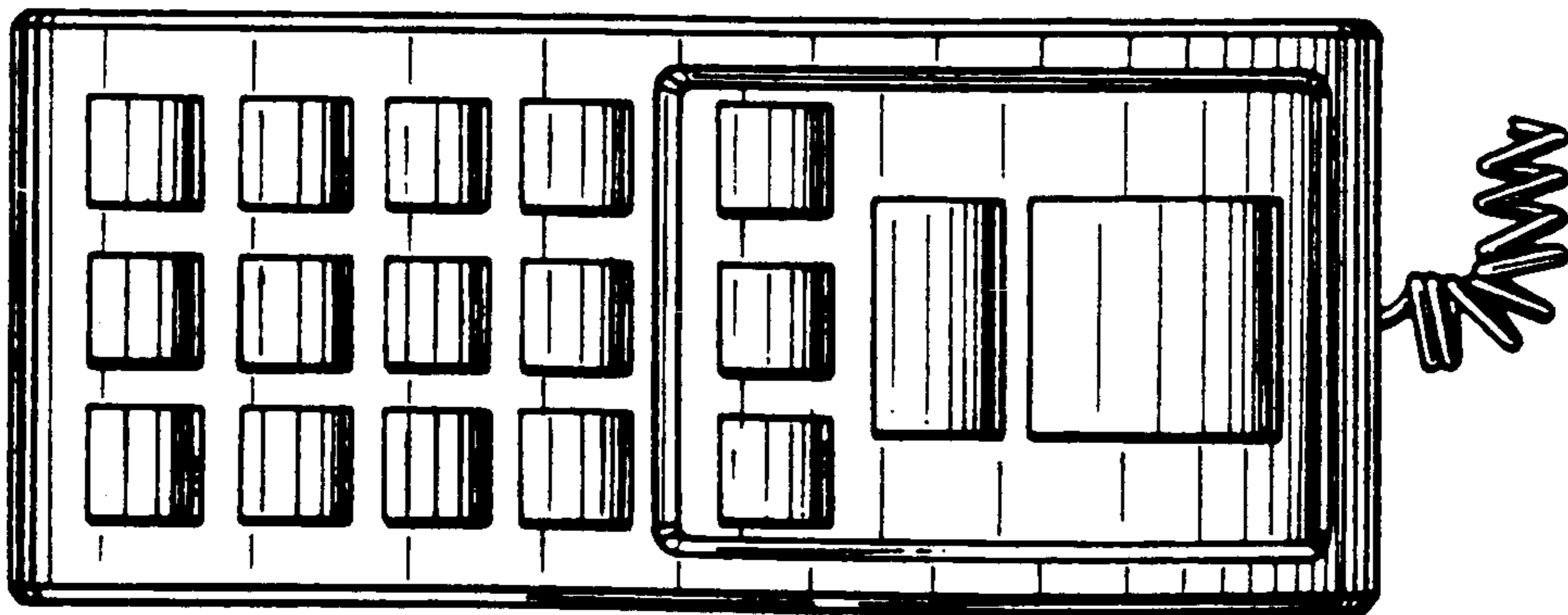


FIG. 6