

United States Patent [19]

Sakai

[11] Patent Number: **Des. 320,194**

[45] Date of Patent: **** Sep. 24, 1991**

[54] **PORTABLE COMPUTER**

[75] Inventor: **Hiroaki Sakai, Nagano, Japan**

[73] Assignee: **Seiko Epson Corporation, Tokyo, Japan**

[**] Term: **14 Years**

[21] Appl. No.: **438,362**

[22] Filed: **Nov. 16, 1989**

[30] **Foreign Application Priority Data**

May 16, 1989 [JP] Japan 1-17662

[52] U.S. Cl. **D14/106**

[58] Field of Search D14/100, 101, 106, 115;
D18/1, 7, 11, 12; 235/145 A, 145 R; 340/700,
706, 711, 712; 341/22, 23, 26; 358/248, 249,
254; 364/706-710.14; 312/208

[56] **References Cited**

U.S. PATENT DOCUMENTS

D. 283,511 4/1986 Dunn D14/106
D. 290,845 7/1987 Yubisui et al. D14/100 X
D. 294,831 3/1988 Hara et al. D14/106

D. 295,176 4/1988 Nishimoto et al. D14/106
D. 298,945 12/1988 Kagayama et al. D14/106
D. 306,285 2/1990 Yu D14/106
D. 308,861 6/1990 Tsukada et al. D14/106
D. 310,353 9/1990 Sugano et al. D14/106
D. 311,528 10/1990 Sugano et al. D14/106

Primary Examiner—Wallace R. Burke
Assistant Examiner—Freda S. Nunn
Attorney, Agent, or Firm—Blum Kaplan

[57] **CLAIM**

The ornamental design for a portable computer, as shown and described.

DESCRIPTION

FIG. 1 is a top plan view of a portable computer showing my new design;
FIG. 2 is a front elevational view thereof;
FIG. 3 is a right side elevational view thereof;
FIG. 4 is a left side elevational view thereof;
FIG. 5 is a rear elevational view thereof;
FIG. 6 is a bottom plan view thereof;
FIG. 7 is a perspective view thereof; and
FIG. 8 is a perspective view thereof with the cover shown in an opened condition.




FIG. 1

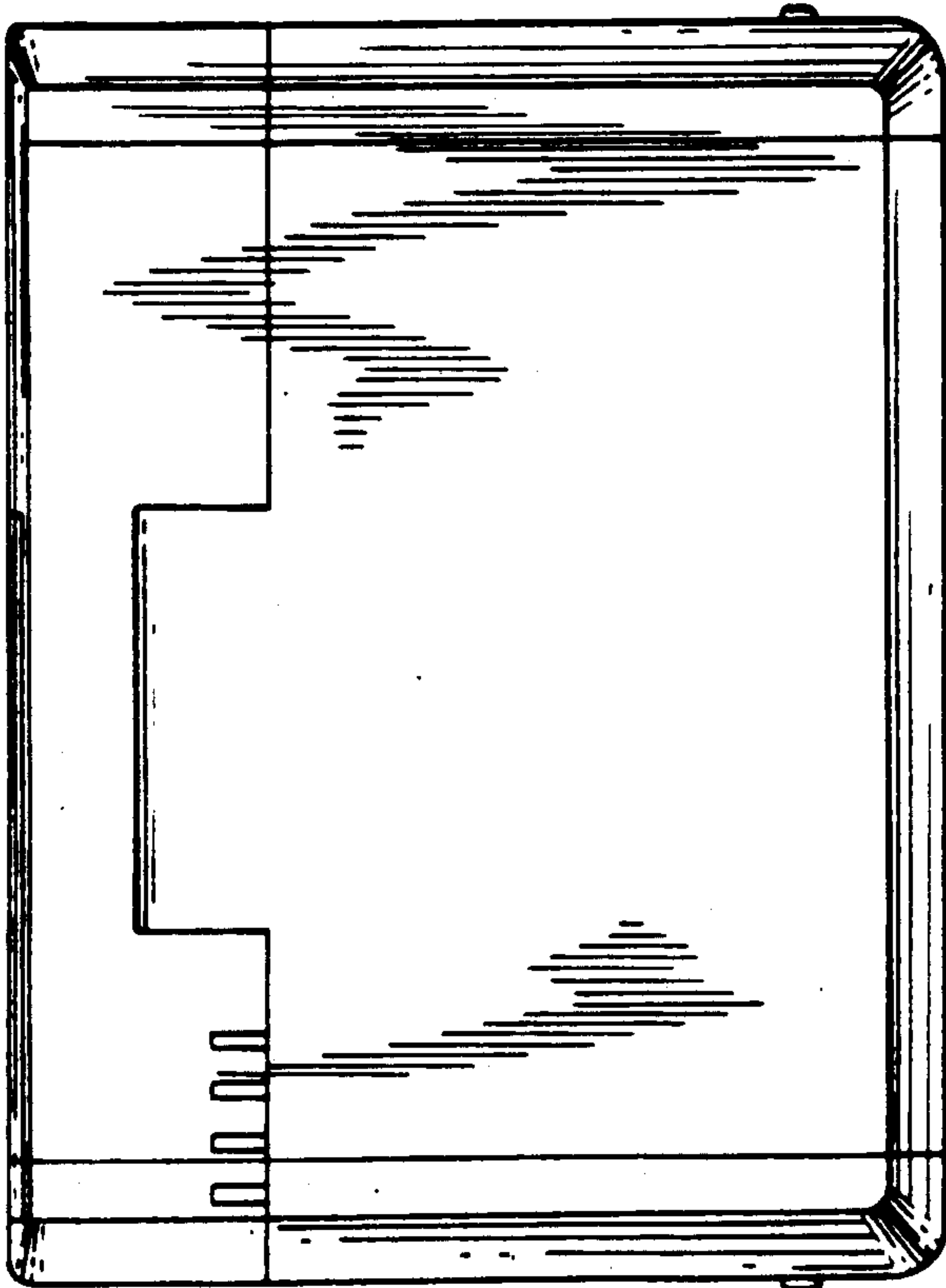


FIG. 3



FIG. 2

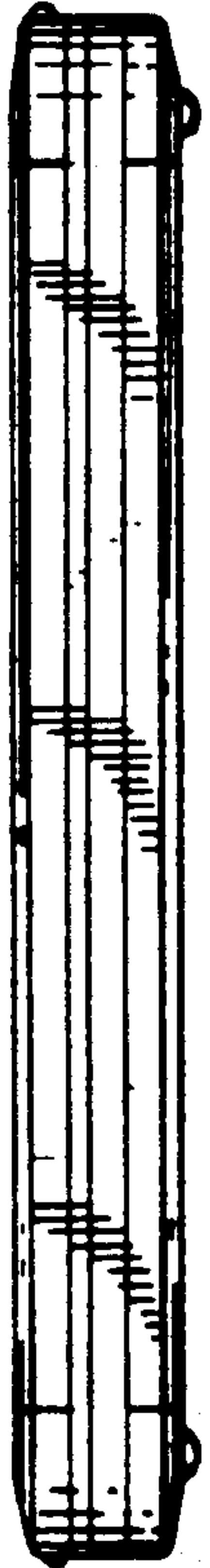


FIG. 4

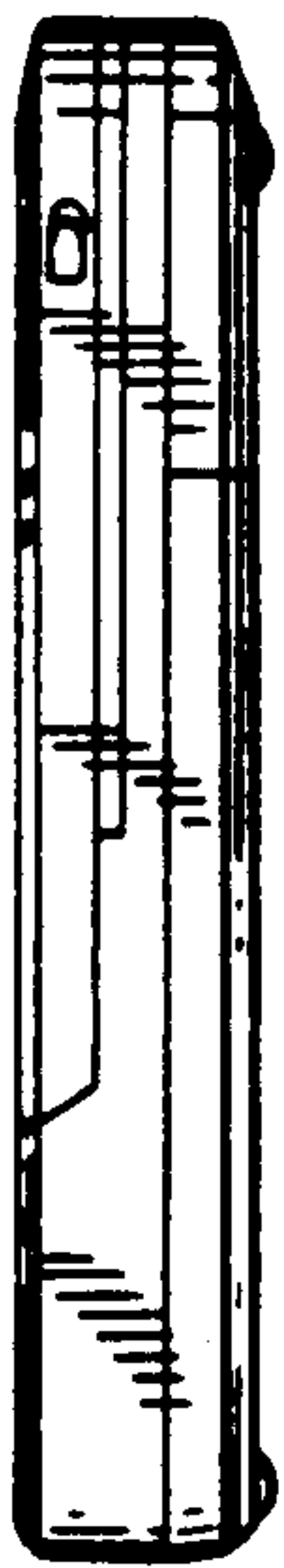


FIG. 5



FIG. 6

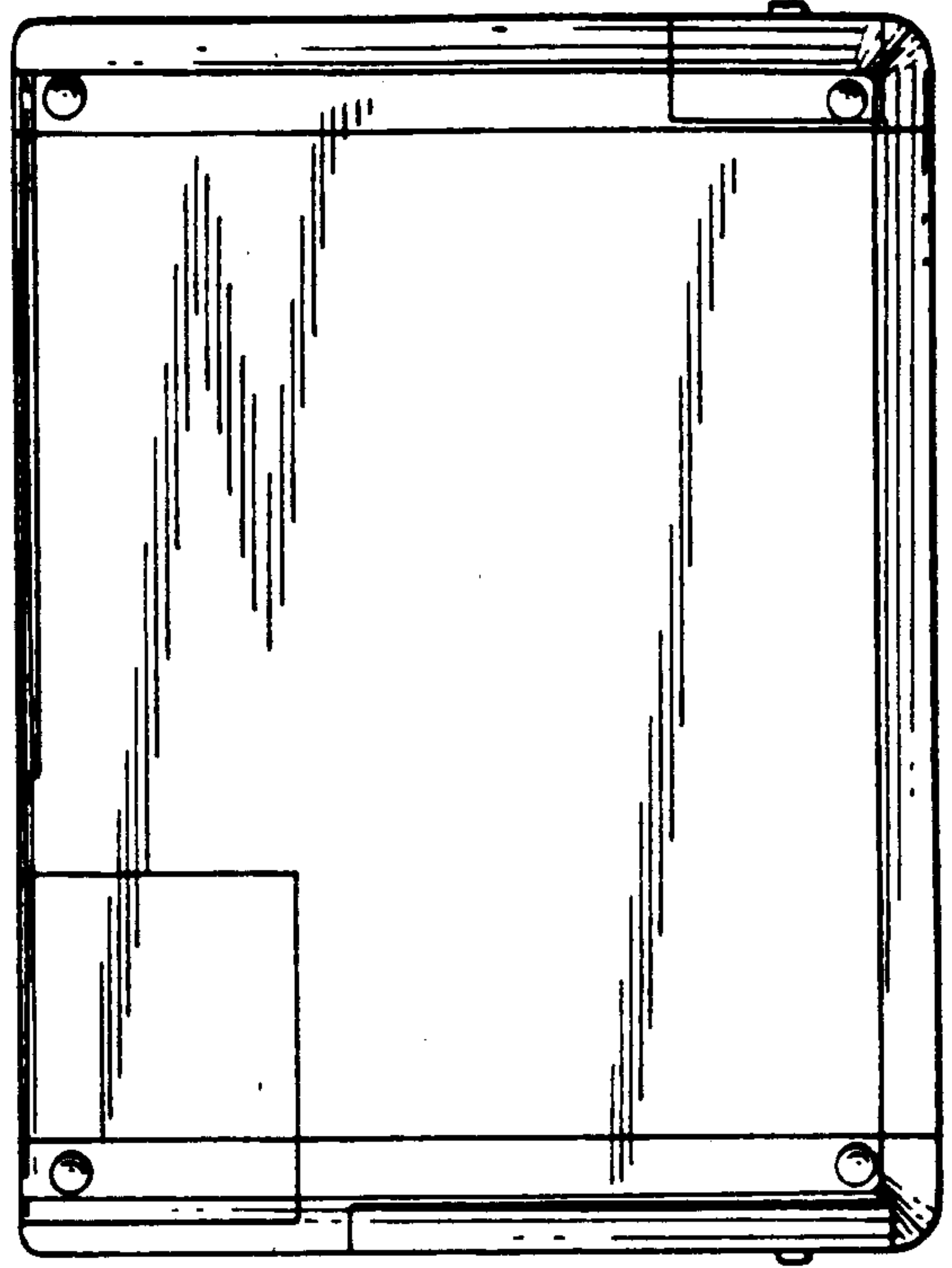


FIG. 8

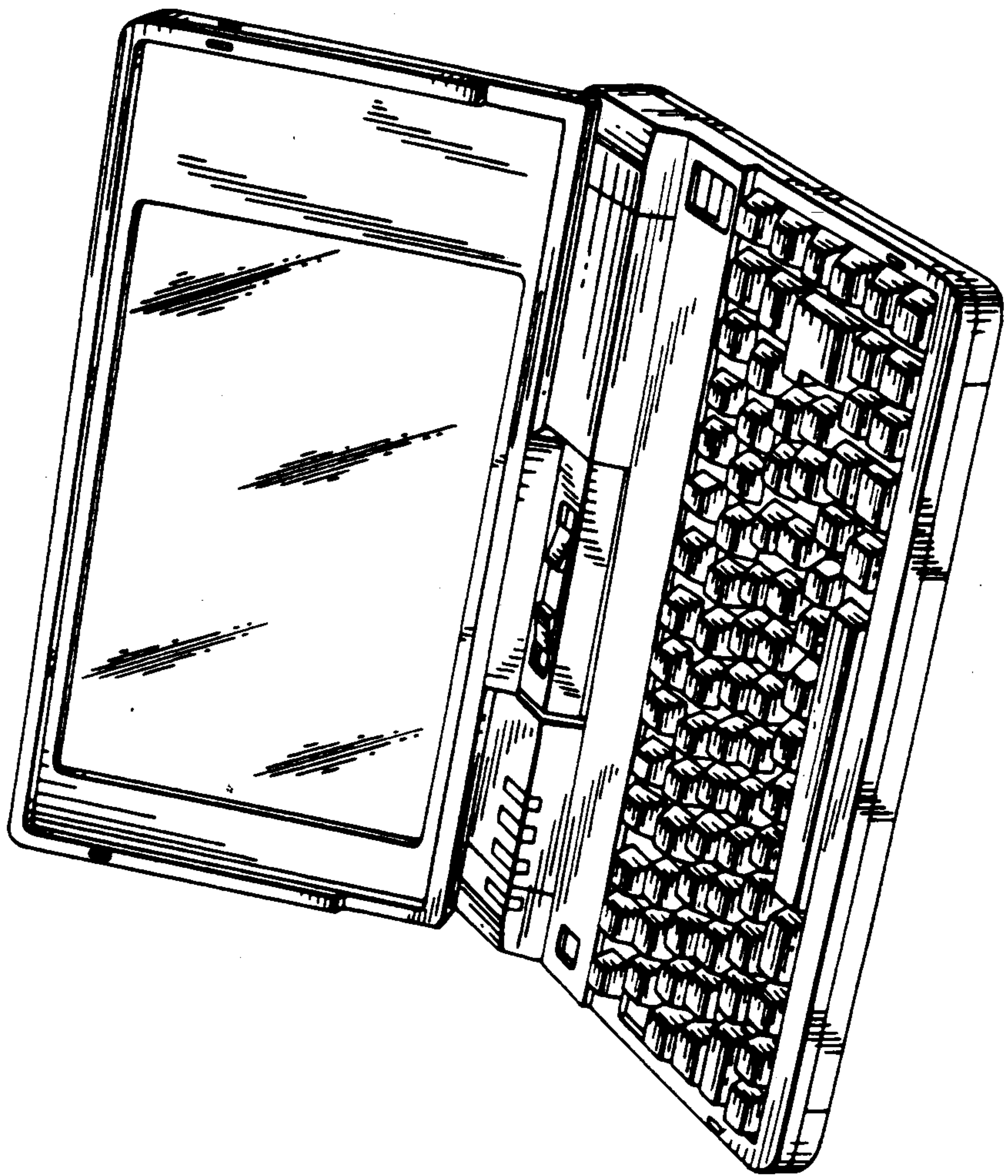


FIG. 7

