

[54] **SOLAR POWERED WARNING LIGHT**

[75] **Inventor: John Se-Kit Yuen, Kowloon, Hong Kong**

[73] **Assignee: John Manufacturing Limited, Hong Kong**

[**] **Term: 14 Years**

[21] **Appl. No.: 324,624**

[22] **Filed: Mar. 17, 1989**

[30] **Foreign Application Priority Data**

Sep. 23, 1988 [GB] United Kingdom 1053754
 [52] **U.S. Cl. D10/114**
 [58] **Field of Search D10/114; 340/908, 908.1, 340/331, 321; 362/157, 183, 186, 190, 200; 116/63 P**

[56] **References Cited**

U.S. PATENT DOCUMENTS

D. 254,658 4/1980 Wagner D10/114
 4,482,941 11/1984 Lindner 362/186
 4,626,852 12/1986 Dodge 340/331 X
 4,751,622 6/1988 Williams 362/183
 4,772,990 9/1988 Linham et al. 362/183

FOREIGN PATENT DOCUMENTS

1053753 9/1988 United Kingdom .

OTHER PUBLICATIONS

Direct Safety Co. Winter Catalog 1987, p. 31, Barricade Flasher Light.



Primary Examiner—Susan J. Lucas
Attorney, Agent, or Firm—Fay, Sharpe, Beall, Fagan, Minnich & McKee

[57] **CLAIM**

The ornamental design for a solar powered warning light, as shown and described.

DESCRIPTION

FIG. 1 is a front elevational view of a solar powered warning light showing my new design;
 FIG. 2 is a rear elevational view thereof;
 FIG. 3 is a top plan view thereof;
 FIG. 4 is a right side elevational view the left side being a mirror image thereof;
 FIG. 5 is a side elevational view thereof with a solar panel pivoted upwardly to a horizontal position;
 FIG. 6 is a bottom plan view thereof;
 FIG. 7 is a top plan view thereof with the front panel pivoted upwardly; and
 FIG. 8 is a front elevational view thereof with the front panel pivoted upwardly.






FIG. 1




FIG. 2




FIG. 3

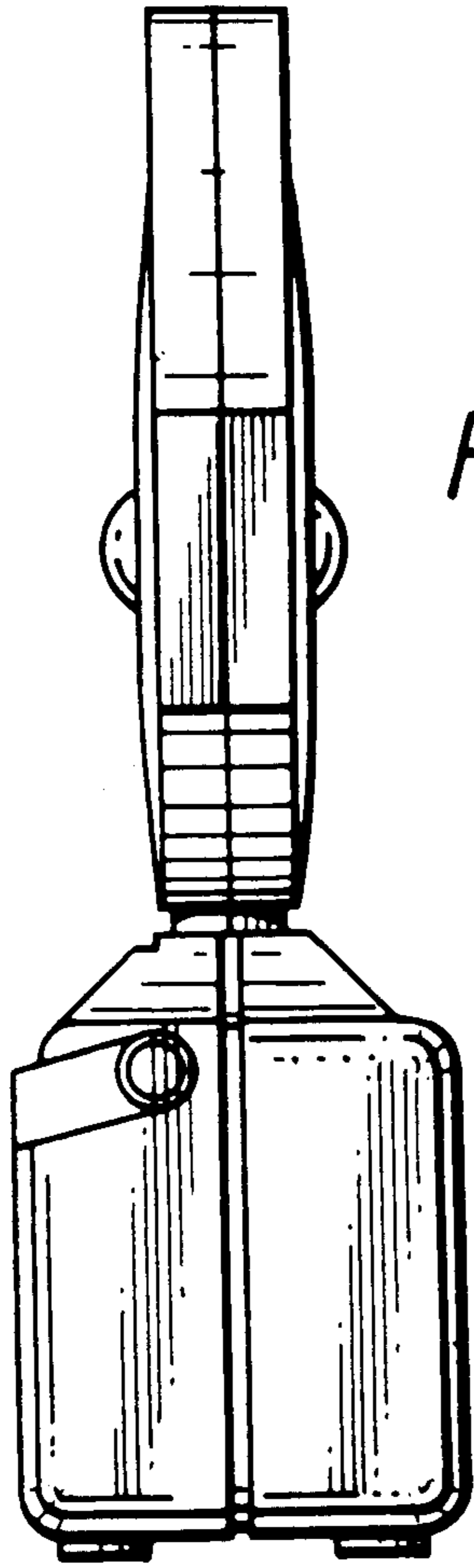


FIG. 4

FIG. 5

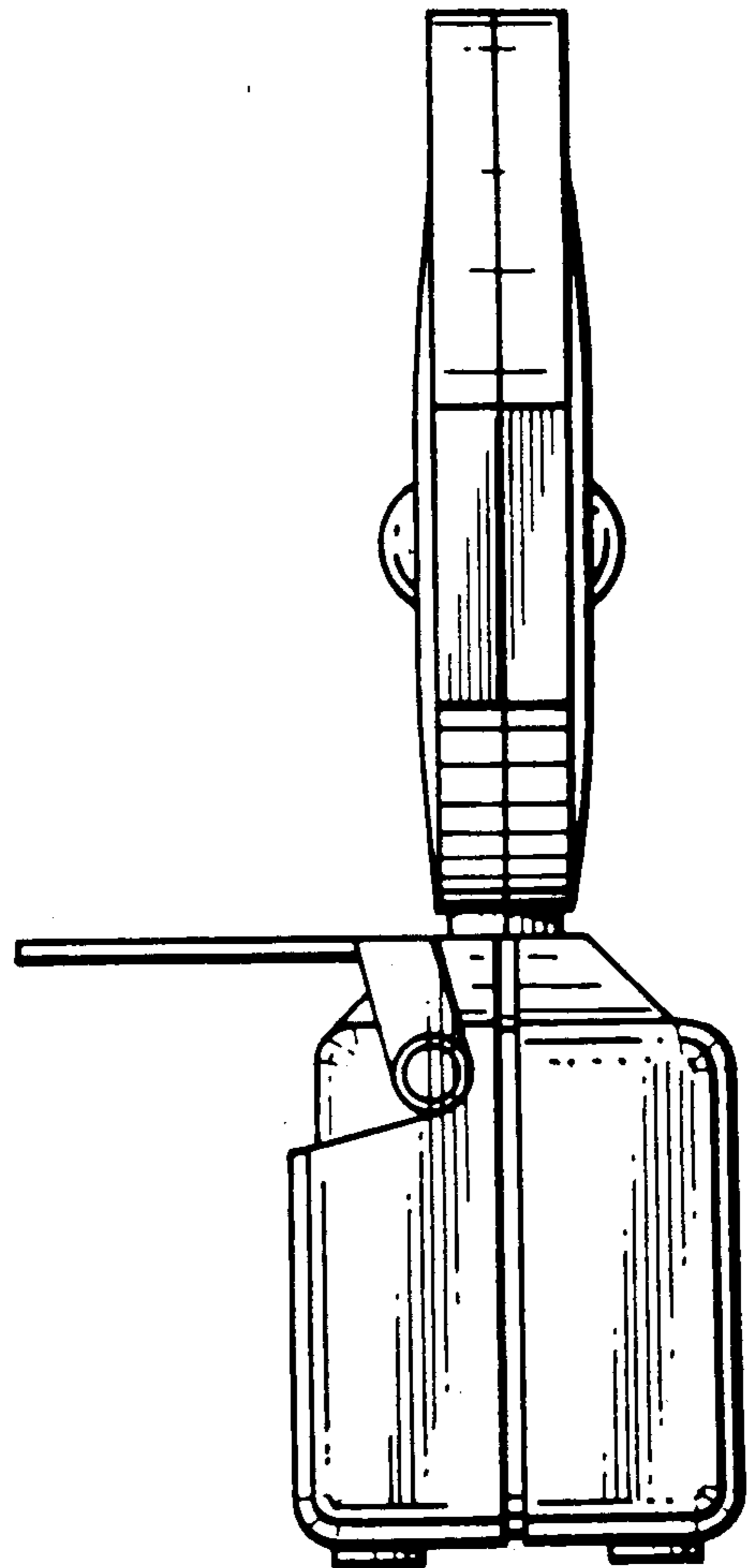
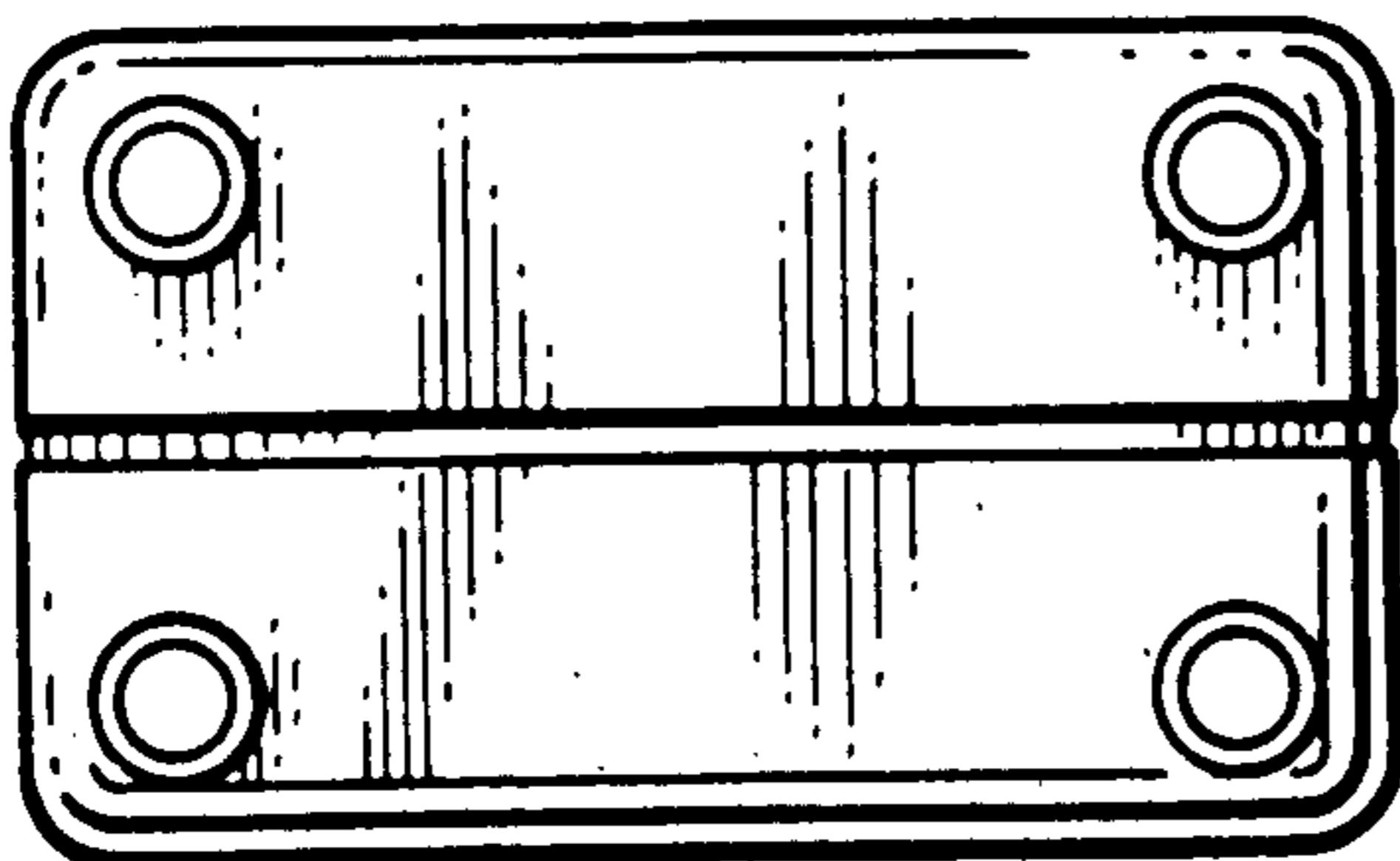


FIG. 6



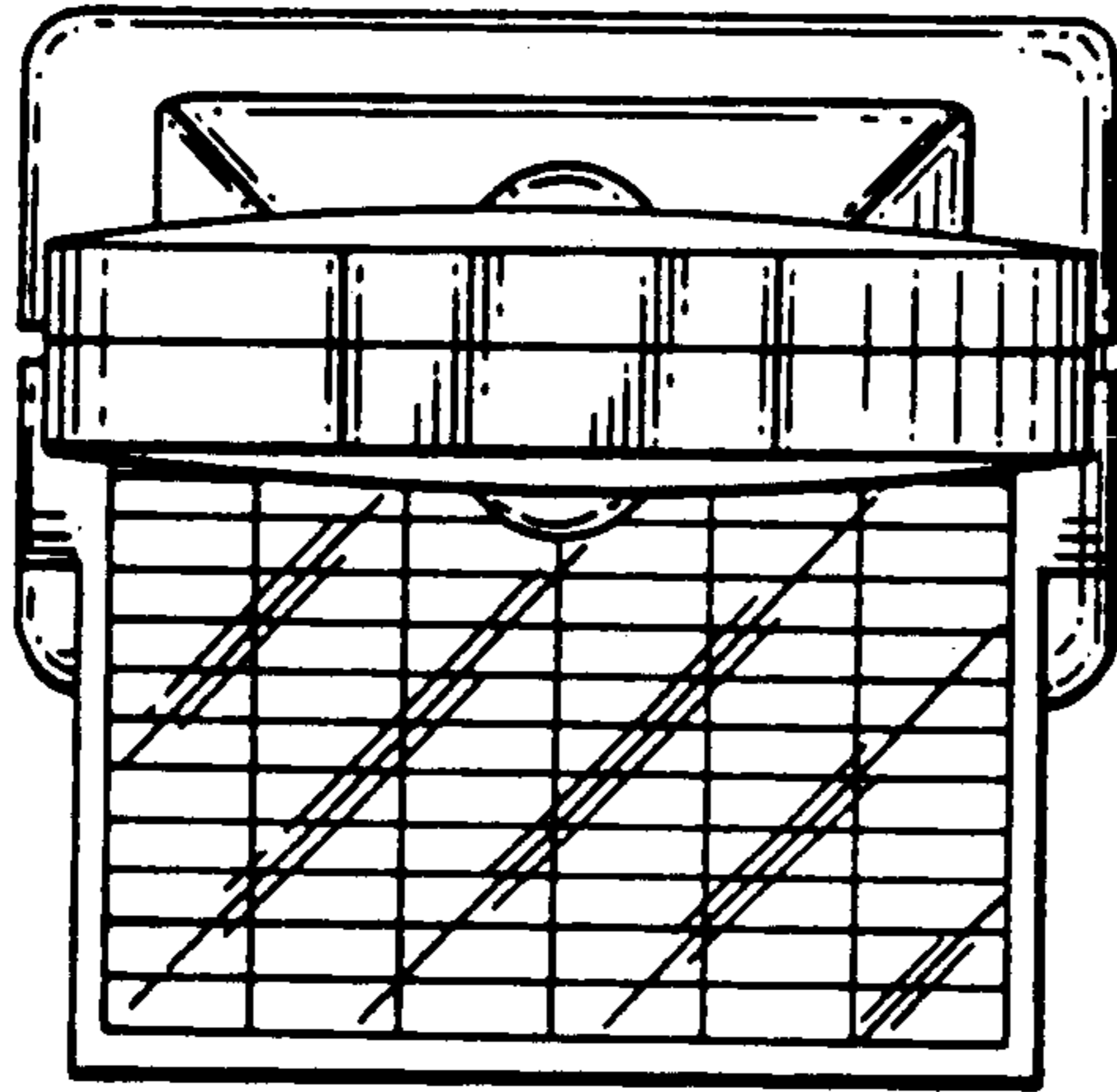


FIG. 7




FIG. 8