

United States Patent [19]

Nobile et al.

[11] Patent Number: Des. 320,157

[45] Date of Patent: ** Sep. 24, 1991

- [54] FLUID SUPPLY CONTAINER
- [75] Inventors: **John R. Nobile**, Fairfield; **William A. Ross**, Darien, both of Conn.
- [73] Assignee: **Pitney Bowes Inc.**, Stamford, Conn.
- [**] Term: **14 Years**
- [21] Appl. No.: **355,247**
- [22] Filed: **May 19, 1989**
- [52] U.S. Cl. **D9/414; D9/418; D9/417**
- [58] Field of Search **D9/414-419, D9/424, 337; D34/46; 206/557-566; 220/4.12, 4.13, 4.16, 564; 118/264, 268, 270**

4,545,487	10/1985	Asmus	D9/341 X
4,757,937	7/1988	Maio et al.	206/562 X
4,844,249	7/1989	Coulombe	206/562 X
4,877,261	10/1989	Heisson	220/571 X
4,903,633	2/1990	Nobile et al.	118/268

Primary Examiner—Bernard Ansher
Assistant Examiner—Prabhakar Deshmukh
Attorney, Agent, or Firm—Donald P. Walker; Melvin J. Scolnick; Davide E. Pitchenik


[57] CLAIM

The ornamental design for a fluid supply container, as shown and described.

DESCRIPTION

FIG. 1 is a perspective view of a fluid supply container showing our new design;
FIG. 2 is a top plan view thereof;
FIG. 3 is a right side elevation thereof; the left side elevation being a mirror image thereof;
FIG. 4 is a front elevation thereof;
FIG. 5 is a rear elevation thereof; and
FIG. 6 is a bottom plan view thereof.

- [56] **References Cited**
U.S. PATENT DOCUMENTS
D. 242,654 12/1976 Rawls D9/347 X
D. 304,422 11/1989 Holewinski D9/414 X
3,811,407 5/1974 Lupkas et al. 118/264 X
3,960,632 6/1976 Gaines et al. 118/264 X
4,180,159 12/1979 Tanaka 118/268 X



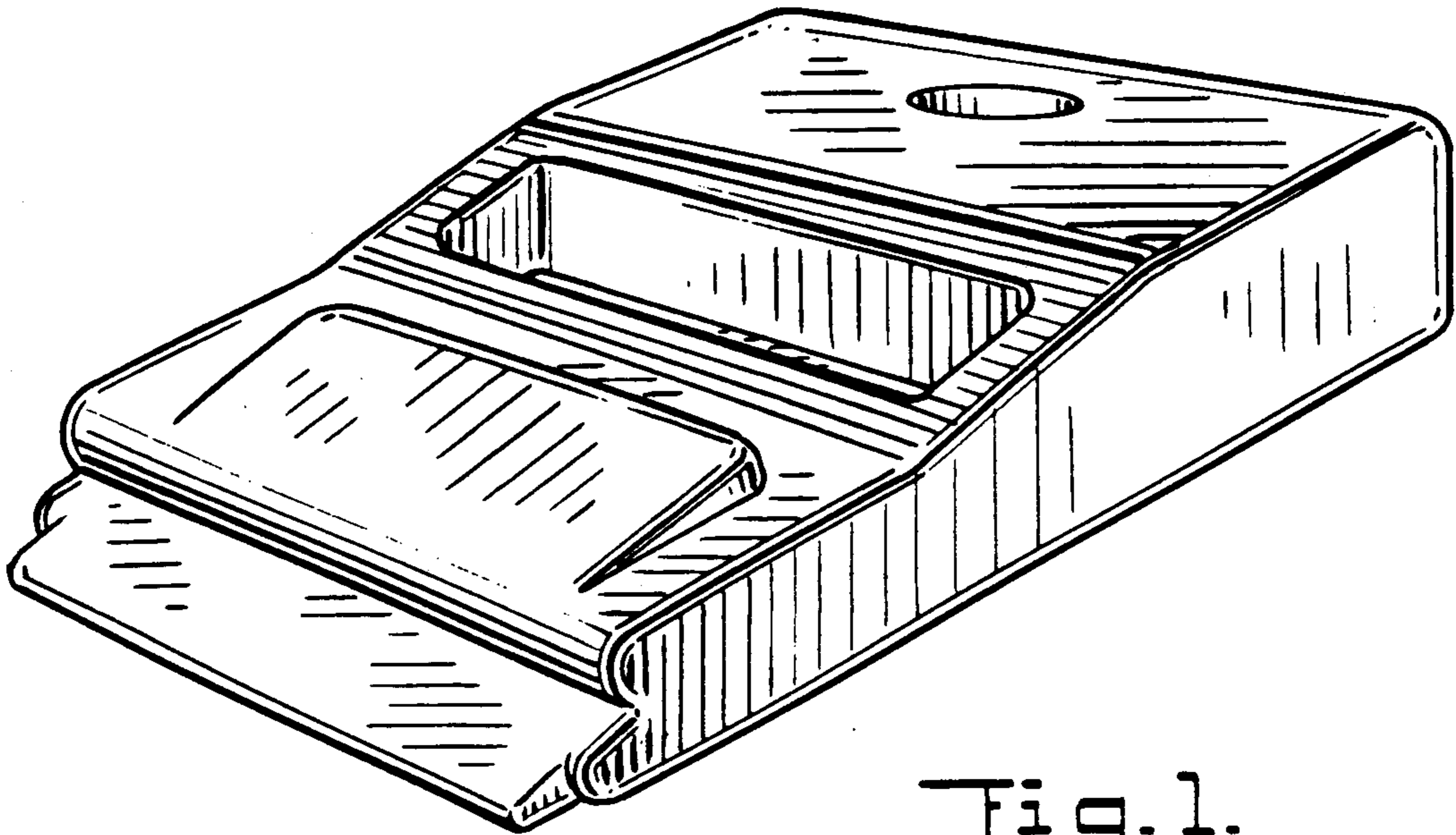


Fig. 1.

Fig. 2.

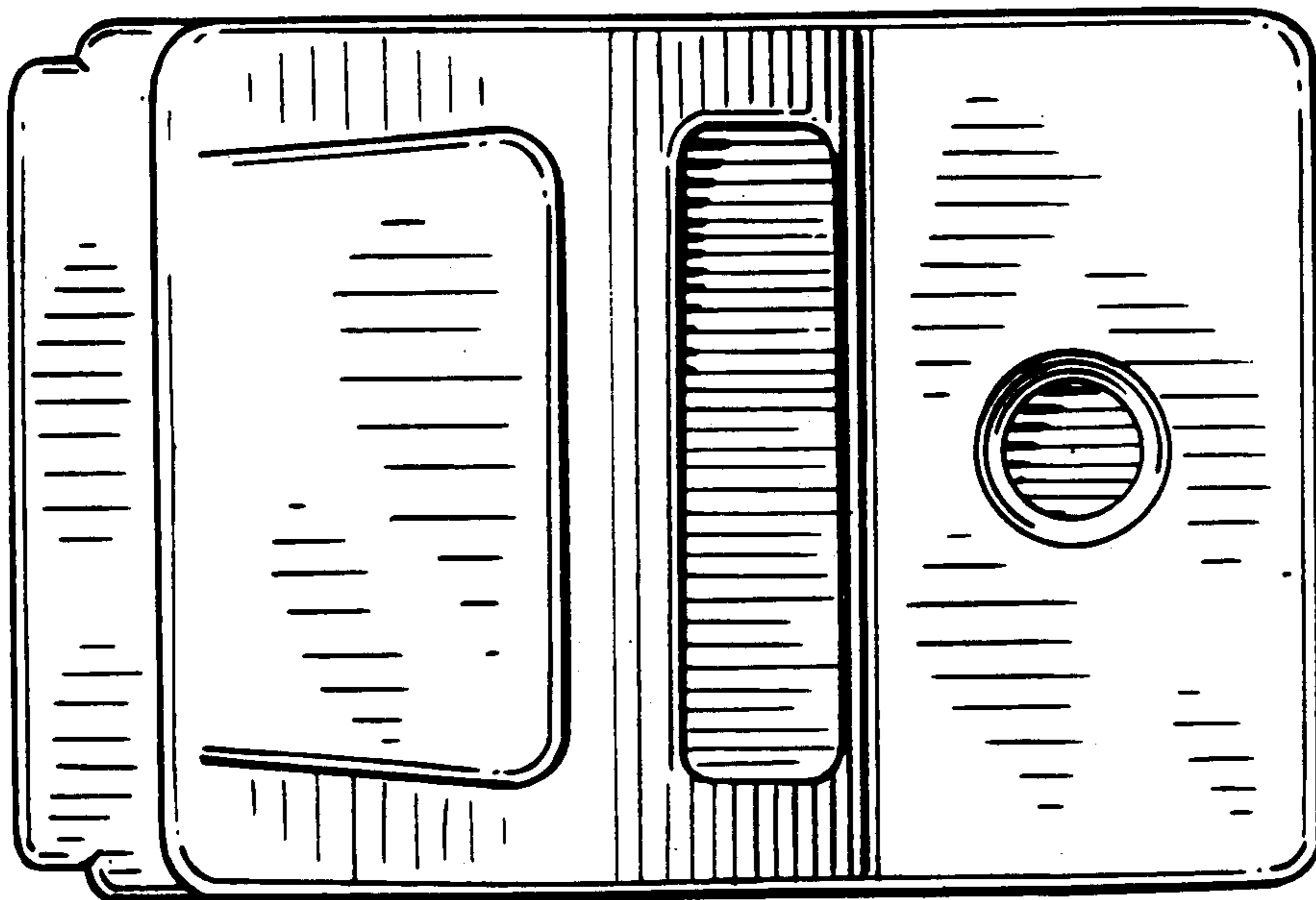


Fig. 3.

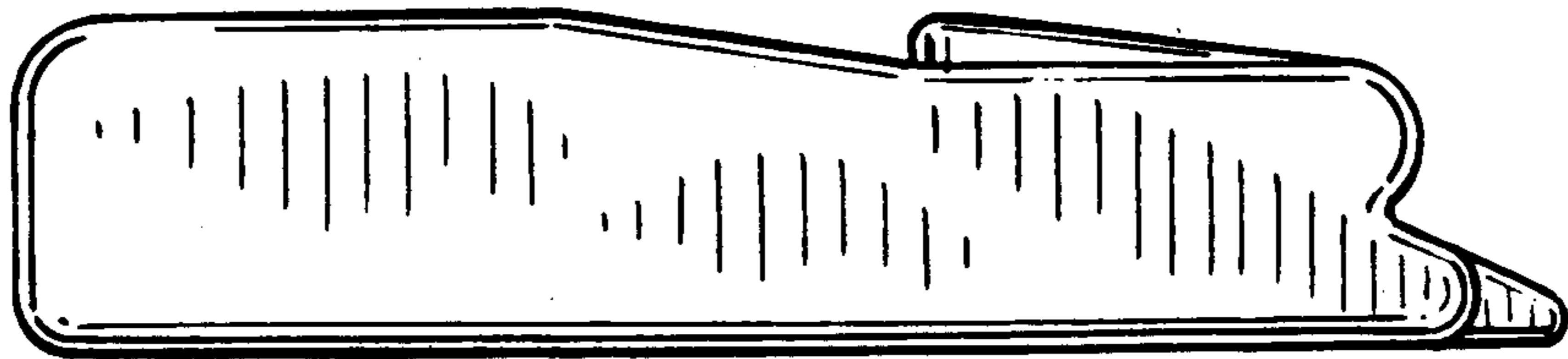


Fig. 4.




Fig. 5.




Fig. 6.

