

[54] **STRETCH FILM CUTTER**
 [76] **Inventor: Harrison Huang, No. 23, Lin Tsuo Rd., Shengkang, Taichung, Taiwan**
 [**] **Term: 14 Years**
 [21] **Appl. No.: 250,819**
 [22] **Filed: Sep. 28, 1988**
 [52] **U.S. Cl. D8/98**
 [58] **Field of Search D8/1, 14, 98; 30/2, 30/287, 294**

3,100,935 8/1963 Leafe 30/294
 3,670,733 6/1972 Carlisle 30/294 X
 3,889,368 7/1975 Himeno 30/294 X
 4,631,829 12/1986 Schmidt et al. 30/294
 4,744,146 5/1988 Schmidt 30/2 X

Primary Examiner—Bruce W. Dunkins
Assistant Examiner—Monica Hannon
Attorney, Agent, or Firm—Brumbaugh, Graves, Donohue & Raymond

[57] **CLAIM**

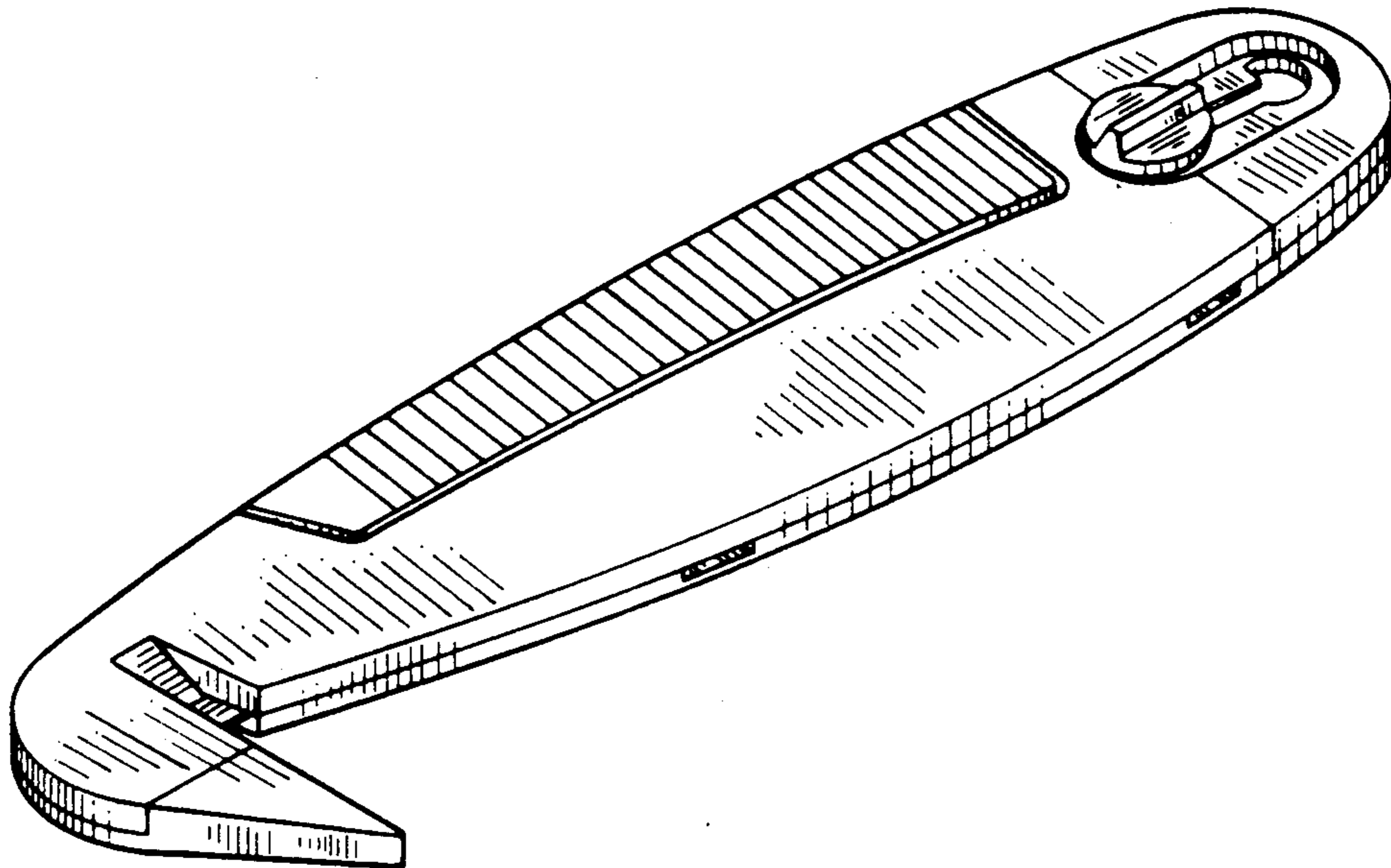
The ornamental design for a stretch film cutter, as shown.

[56] **References Cited**
U.S. PATENT DOCUMENTS

D. 136,620 11/1943 Baldock D8/98
 188,284 3/1877 Coats 30/294
 D. 294,797 3/1988 Itoh D8/98
 D. 229,391 11/1973 Nelms D8/98
 561,239 6/1896 Presnell 30/294
 814,153 3/1906 Myer et al. 30/294 X
 2,120,960 6/1938 Arthur 30/2
 2,376,887 5/1945 Walters 30/2 X
 2,582,677 1/1952 Burnett 30/2

DESCRIPTION

FIG. 1 is a perspective view of a stretch film cutter showing my new design;
 FIG. 2 is a front elevation view thereof;
 FIG. 3 is a rear elevation view thereof;
 FIG. 4 is a left side elevational view thereof;
 FIG. 5 is a right side elevation view thereof;
 FIG. 6 is a top plan view thereof; and
 FIG. 7 is a bottom plan view thereof.



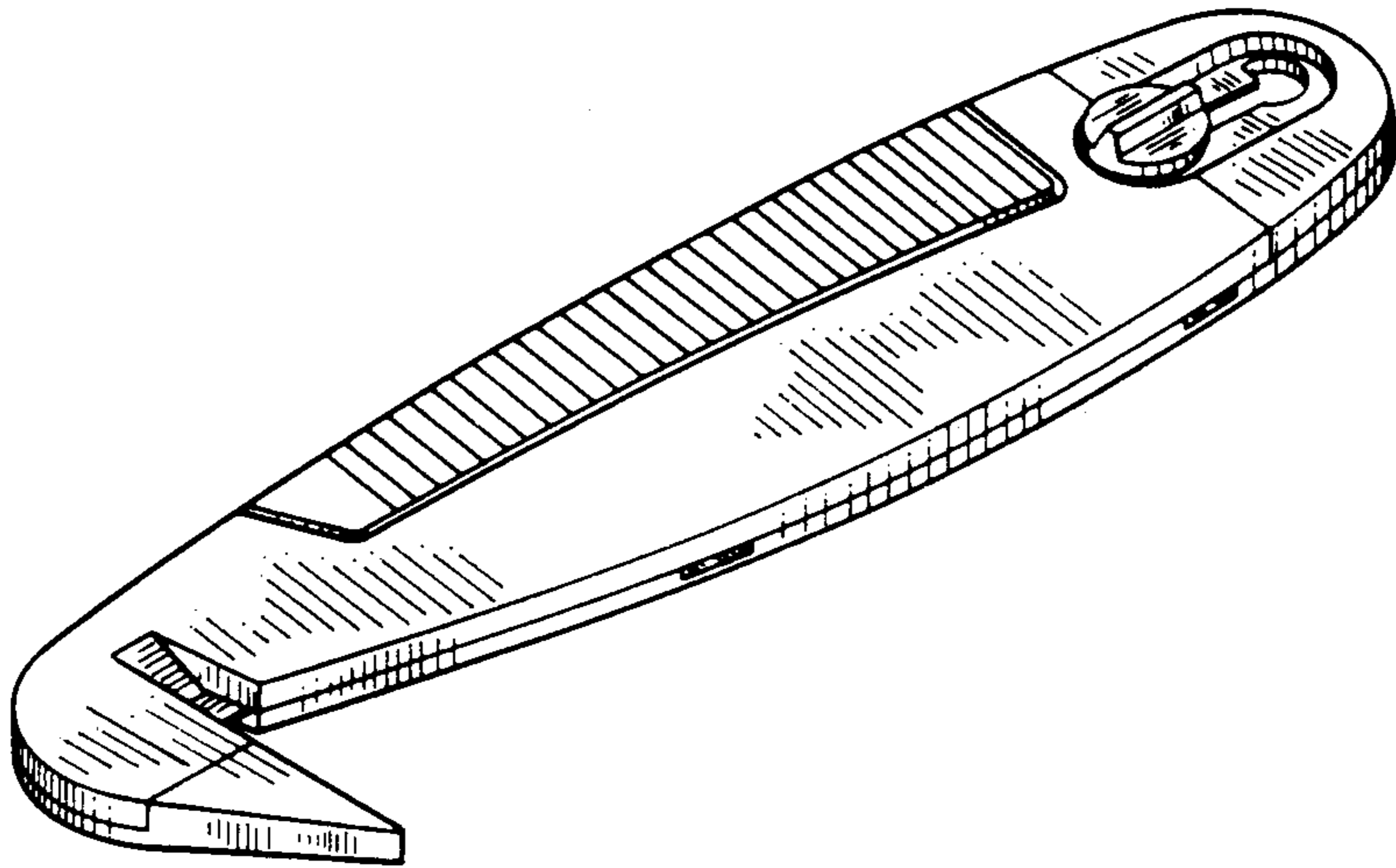


FIG. 1

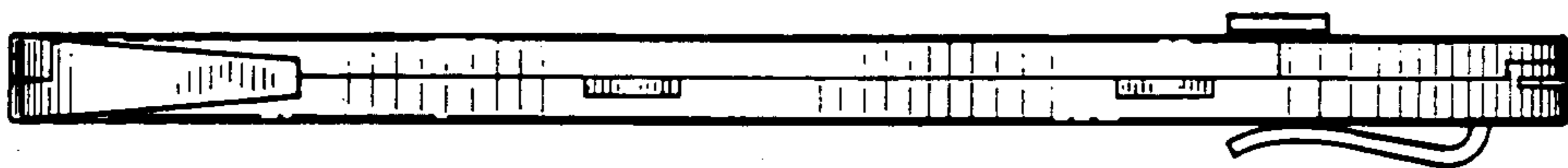


FIG. 2

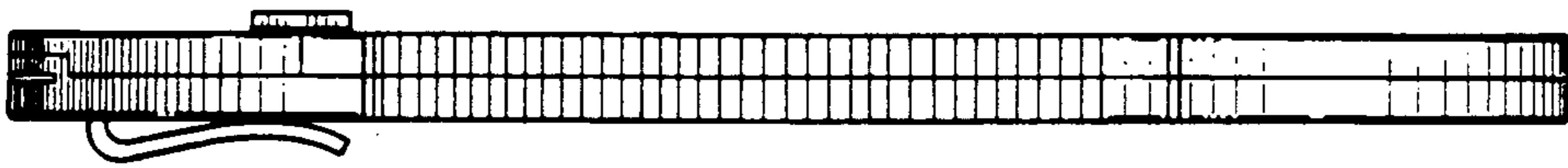


FIG. 3

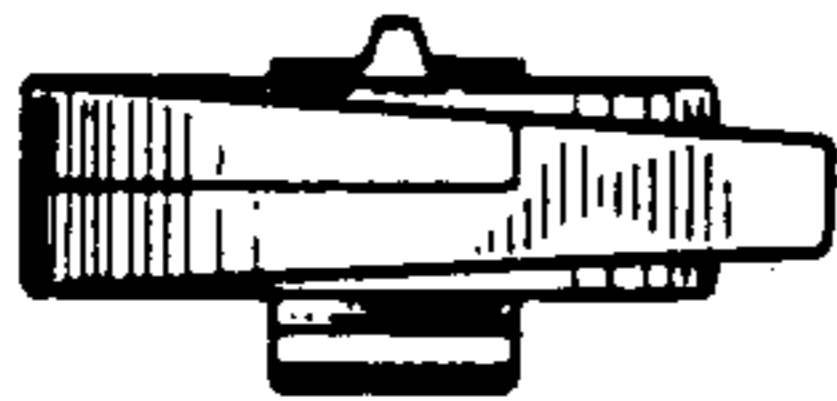


FIG. 4



FIG. 5

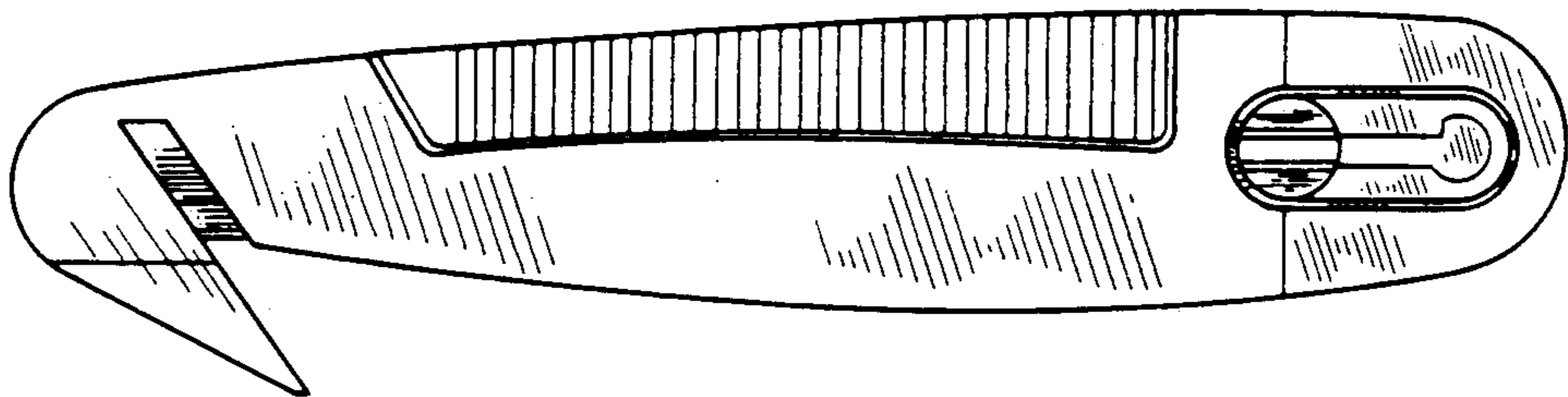


FIG. 6

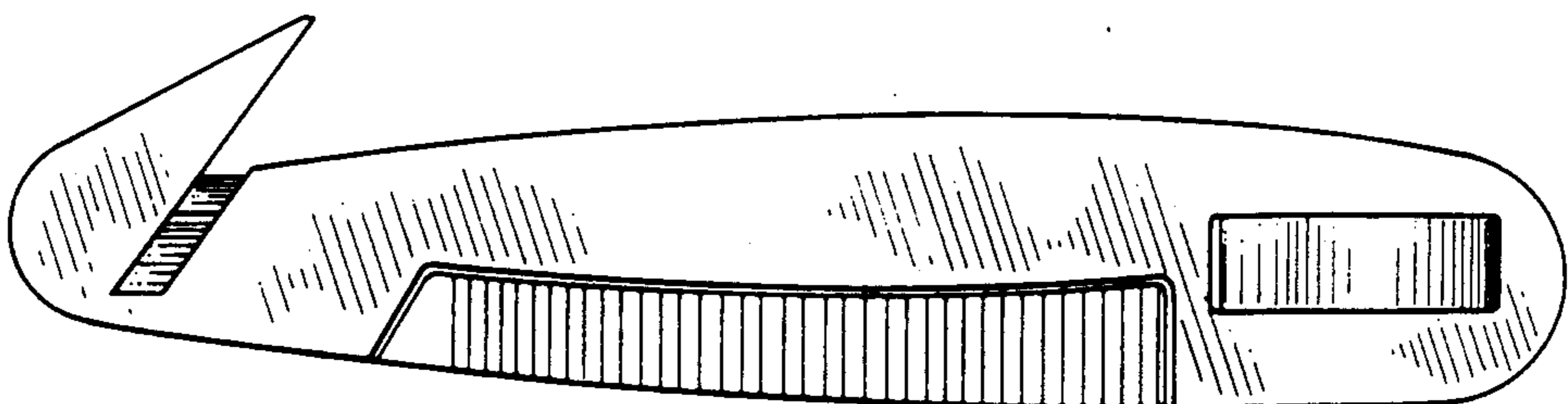


FIG. 7