

[54] BRANCHING TOOL FOR COPPER PIPES

[76] Inventor: Kauno L. J. Koskinen, Rantatie 5, SF-19600 Hartola, Finland

[**] Term: 14 Years

[21] Appl. No.: 129,103

[22] Filed: Dec. 4, 1987

[52] U.S. Cl. D8/14

[58] Field of Search D8/14; D9/60, 424; D32/1; 15/105; 30/140, 169; 86/24; 206/5; 408/202, 228, 229

[56] References Cited

U.S. PATENT DOCUMENTS

D. 230,387	2/1974	Doman et al.	D9/424
D. 240,324	6/1976	Johnson et al.	D32/1
D. 287,456	12/1986	Kobos	D8/14 X
D. 298,006	10/1988	Cooley	D8/14
D. 307,697	5/1990	Geckle	D8/14
1,285,350	11/1918	Palmgren	408/228
3,129,808	4/1964	Amen	206/5
3,439,566	4/1969	Galutia	408/202
3,706,504	12/1972	Simonffy	408/228

FOREIGN PATENT DOCUMENTS

8303563	10/1983	Int'l Pat. Institute	408/228
416183	8/1974	U.S.S.R.	408/228

OTHER PUBLICATIONS

General Hardware Manufacturing Co. Inc., Cat. No. 84A, p. 2, Tube Flaring Tools.
Heating and Air Conditioning, Jan. 1970, p. 58, Roof Ventilator.

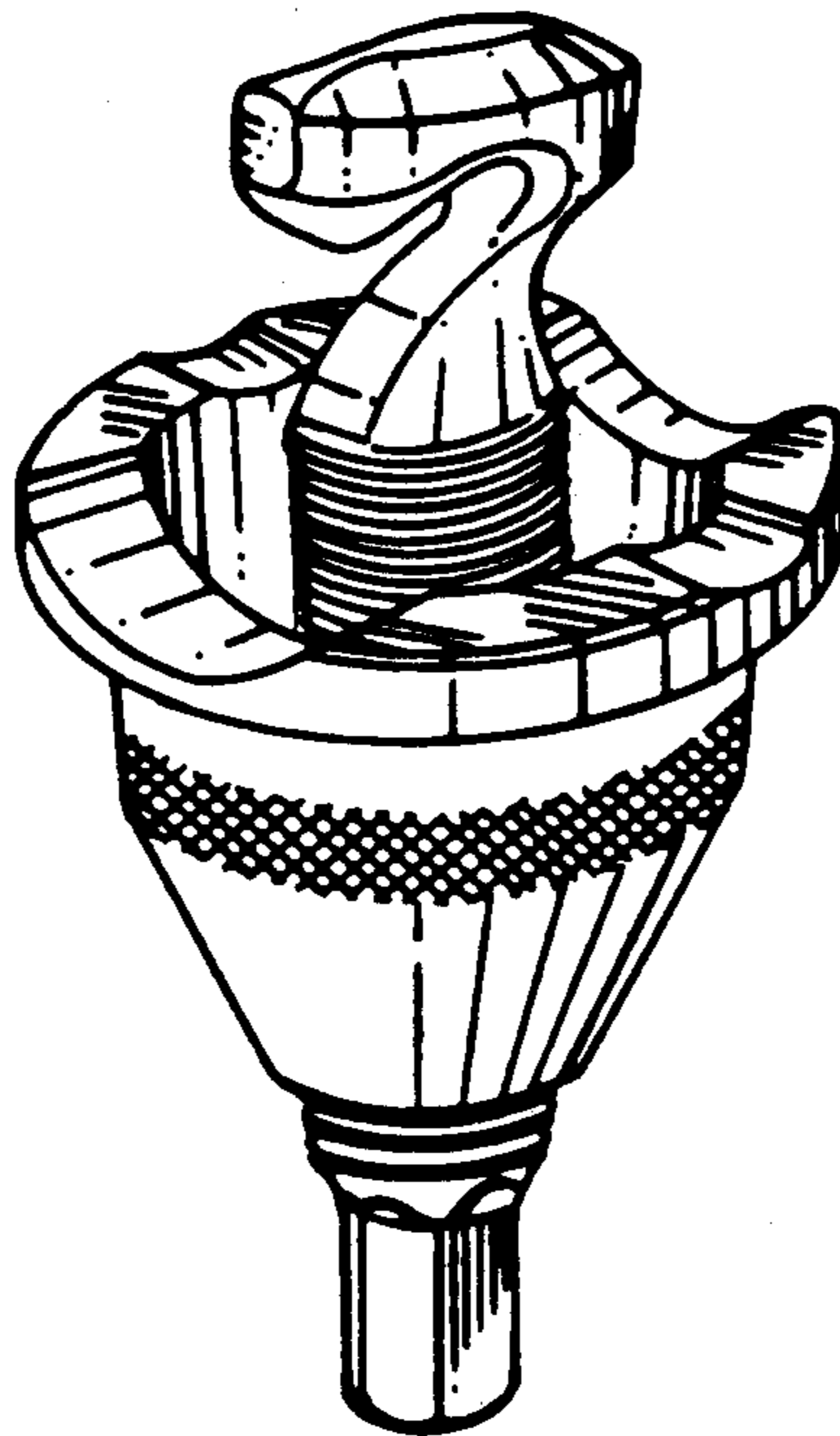
Primary Examiner—Bruce W. Dunkins
Assistant Examiner—Monica Hannon
Attorney, Agent, or Firm—Liddy Sullivan Galway Begler & Peroff

[57] CLAIM

The ornamental design for a branching tool for copper pipes, as shown.

DESCRIPTION

FIG. 1 is a perspective view of a branching tool for copper pipes showing my new design; FIG. 2 is a rear elevation view thereof, the front elevation view being a mirror image thereof; FIG. 3 is a top plan view thereof; FIG. 4 is a bottom plan view thereof; FIG. 5 is a left-side elevation view thereof; and FIG. 6 is a right-side elevation view thereof.



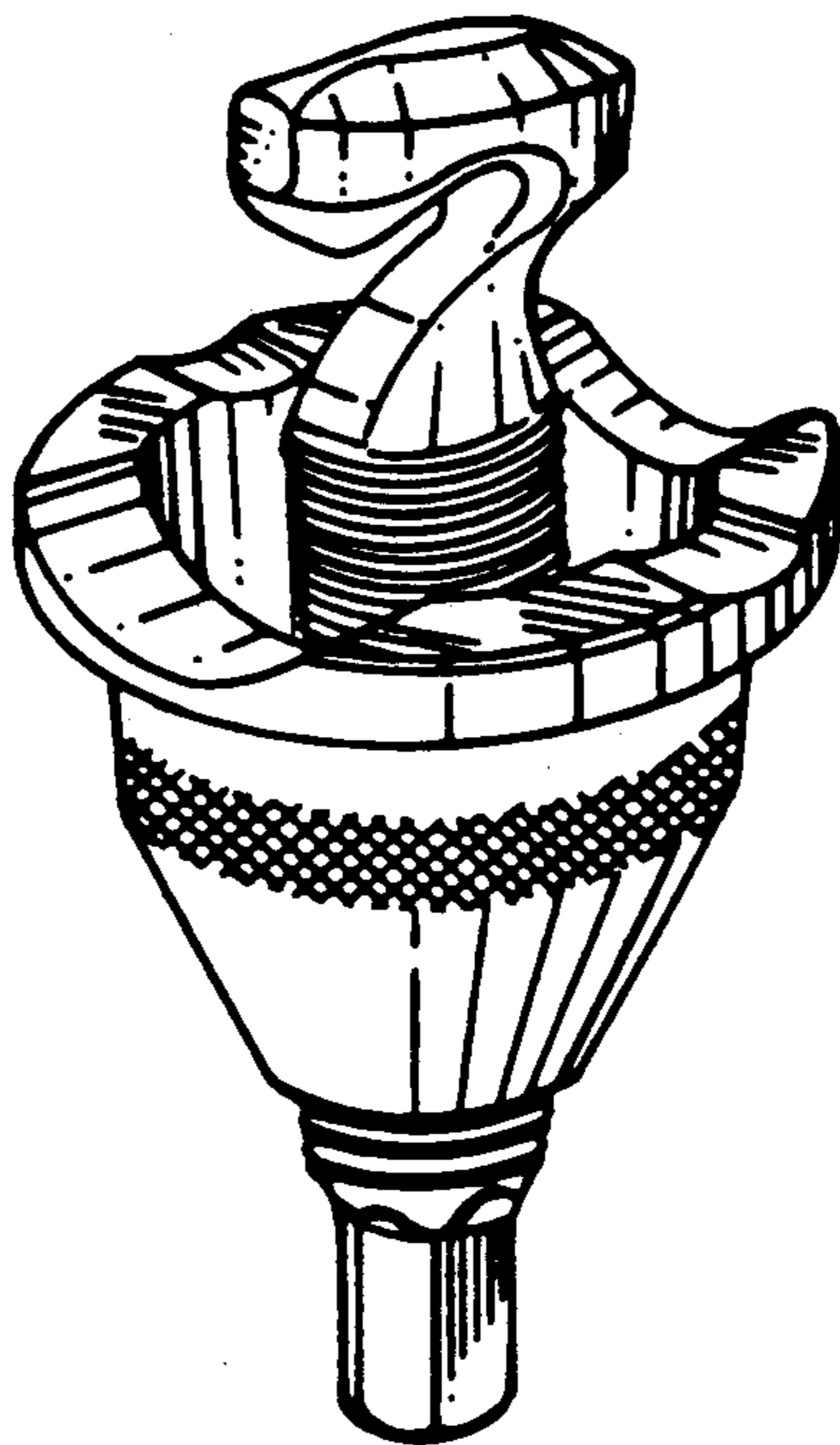


FIG. 1




FIG. 2




FIG. 3

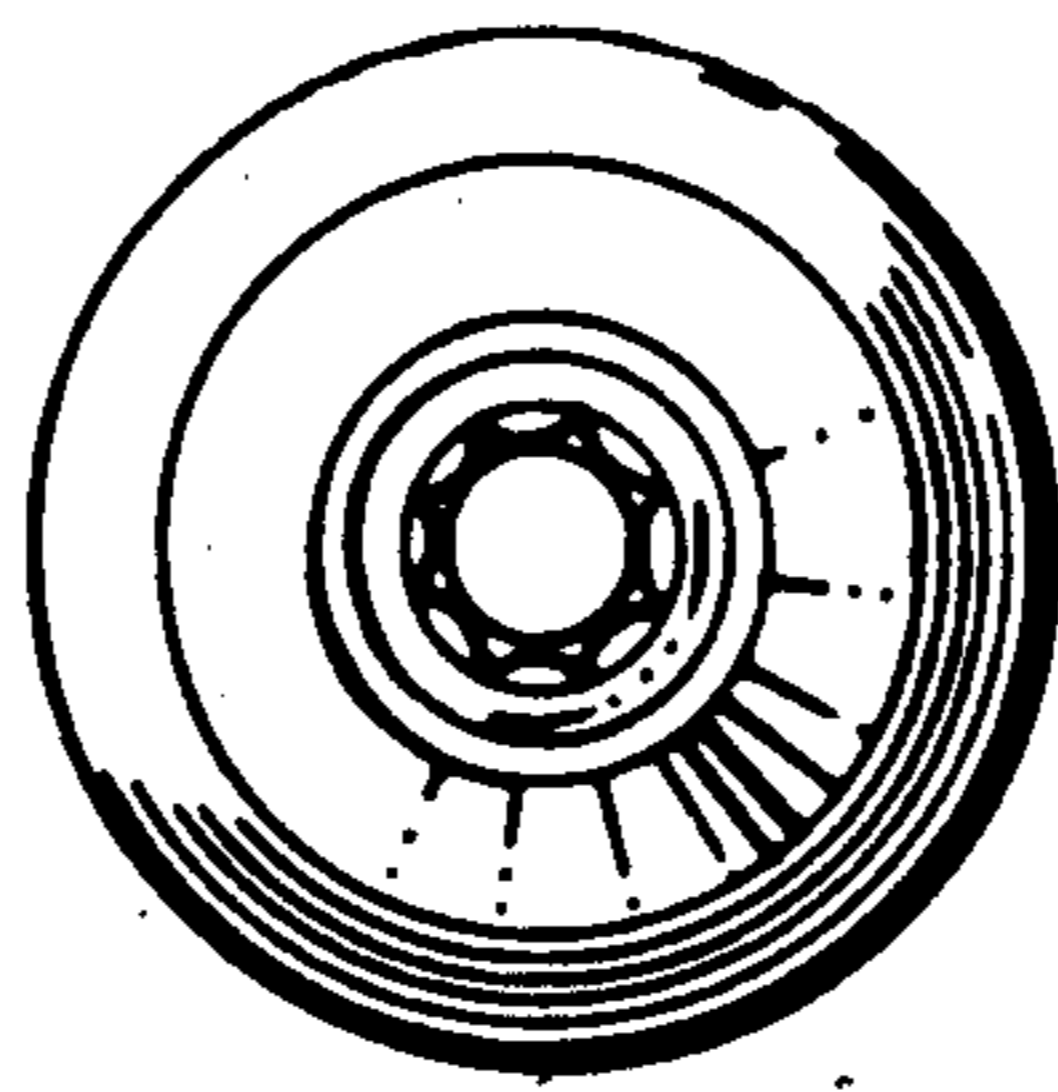


FIG. 4




FIG. 5




FIG. 6