

[54] **WINDOW SHADE OR SIMILAR ARTICLE**

[76] **Inventor: David R. Schopp, 1720 N. Waukegan Rd., Lake Forest, Ill. 60045**

[**] **Term: 14 Years**

[21] **Appl. No.: 198,919**

[22] **Filed: May 26, 1988**

[52] **U.S. Cl. D6/575**

[58] **Field of Search D6/575, 577, 580**

[56] **References Cited**

U.S. PATENT DOCUMENTS

Re. 31,129	1/1983	Rasmussen .	
D. 295,354	4/1988	De Block et al.	D6/575 X
1,579,839	4/1926	Raper	D6/580 X
2,757,727	8/1956	Findell	D6/577 X
4,019,554	4/1977	Rasmussen .	
4,108,698	8/1978	Brookshire .	
4,244,996	1/1981	Maloney .	
4,288,485	9/1981	Suominen .	
4,305,988	12/1981	Kocher .	
4,307,768	12/1981	Anderson .	
4,388,354	6/1983	Suominen .	
4,450,027	5/1984	Colson .	
4,604,072	7/1986	Colson .	
4,631,217	12/1986	Anderson .	
4,647,488	3/1987	Schnebly et al. .	
4,675,060	6/1987	Schnebly et al. .	

4,676,855	6/1987	Anderson .
4,677,012	6/1987	Anderson .
4,677,013	6/1987	Anderson .
4,685,986	8/1987	Anderson .
4,698,276	10/1987	Duval .
4,732,630	3/1988	Schnebly .

FOREIGN PATENT DOCUMENTS

332076 8/1903 France D6/575 X

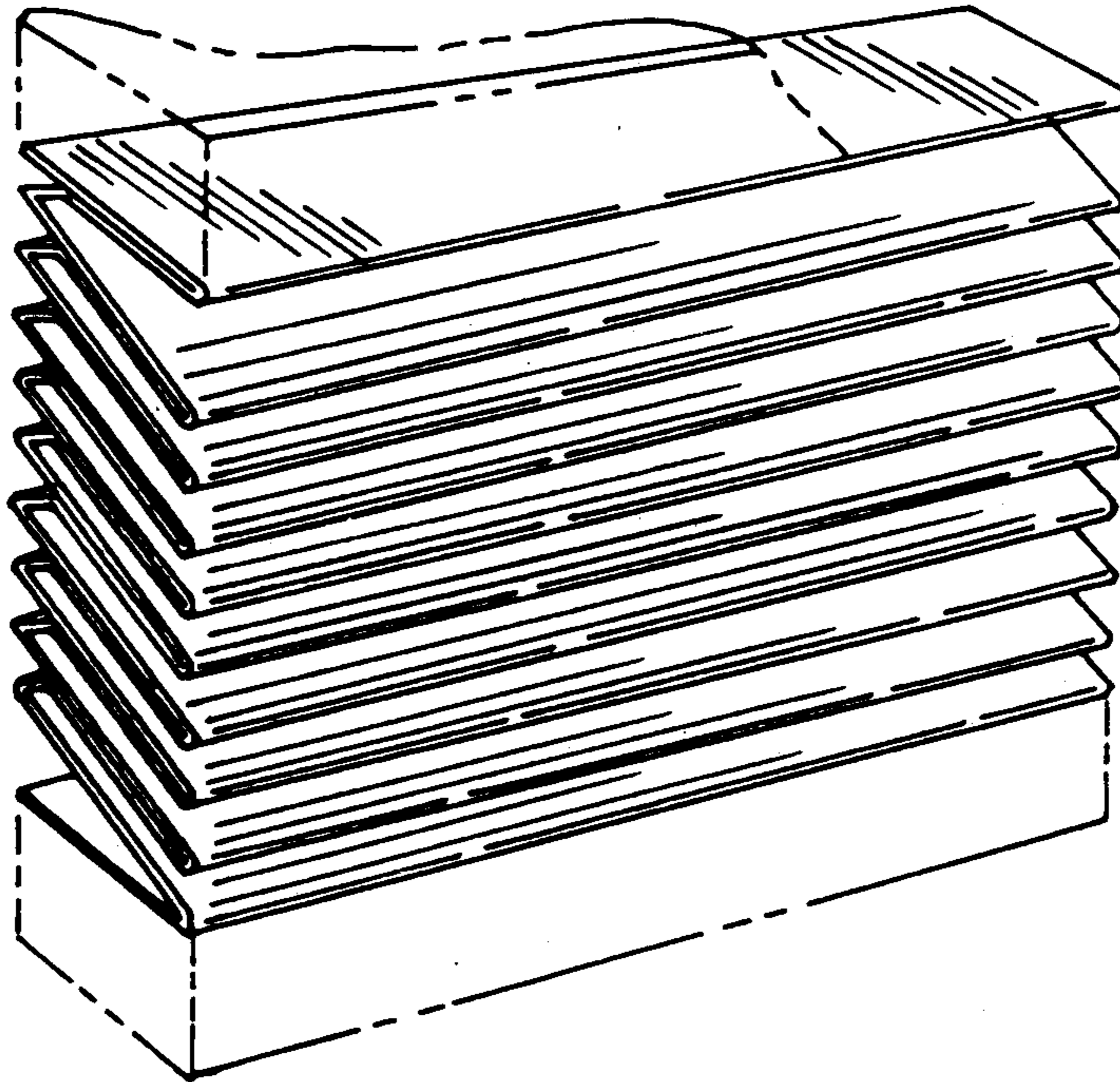
Primary Examiner—Bruce W. Dunkins
Assistant Examiner—Janice E. Seeger
Attorney, Agent, or Firm—Lockwood, Alex, FitzGibbon & Cummings

[57] **CLAIM**

The ornamental design for a window shade or similar article, as shown and described.

DESCRIPTION

FIG. 1 is a perspective view of a window shade or similar article, showing my new design, the broken lines are for illustrative purposes only;
 FIG. 2 is a side elevational view, the opposite side being identical thereto;
 FIG. 3 is a front elevational view;
 FIG. 4 is a rear elevational view; and
 FIG. 5 is a top plan view.
 FIGS. 2-4 are shown broken away whereby to indicate indeterminate length.



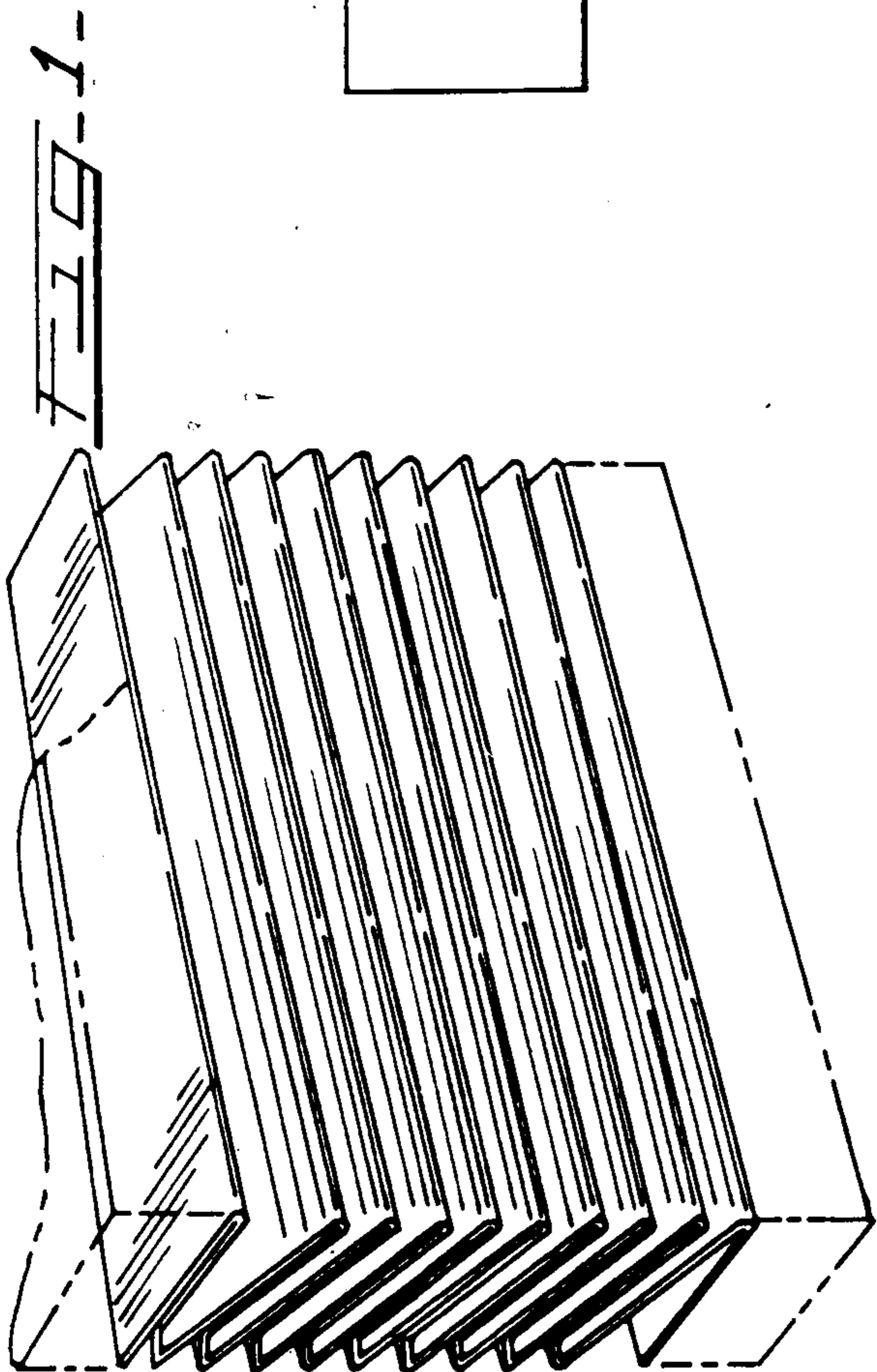


FIG. 5-




FIG. 4-




FIG. 3-




FIG. 2-

