

[54] **HANDLE FOR COOKWARE OR THE LIKE**

[75] **Inventor: Terry F. Hacker, Manitowoc, Wis.**

[73] **Assignee: Newell Co., Freeport, Ill.**

[\*\*] **Term: 14 Years**

[21] **Appl. No.: 280,476**

[22] **Filed: Dec. 6, 1988**

[52] **U.S. Cl. .... D7/395; D8/107;  
D8/303**

[58] **Field of Search ..... D7/393-395,  
D7/361, 649-652, 696, 691, 662-664, 669,  
693-695, 688, 681; D22/118; 16/110 R, 110 A,  
DIG. 19; D8/98, 99, 107, 303**

[56] **References Cited**

**U.S. PATENT DOCUMENTS**

D. 146,518	3/1947	Ramsthal	.....	D7/395
D. 269,408	6/1983	Merritt	.....	D8/303
D. 278,879	5/1985	Hwung	.....	D8/303
D. 307,703	5/1990	Tomasula	.....	D8/107
2,780,183	2/1957	Myers	.....	D7/681 X

**FOREIGN PATENT DOCUMENTS**

2810785 9/1979 Fed. Rep. of Germany .... 16/110 R

**OTHER PUBLICATIONS**

*American Bicyclist and Motorcyclist*, Oct. 1958, p. 18, top row-handle grips #4 and #2.

*Home Furnishings Daily*, Fri. Sep. 26, 1969, p. 20, upper r. panel, "Art Deco" flatware/fork handle at left with raised squares.

*Primary Examiner*—Winifred E. Herrmann  
*Attorney, Agent, or Firm*—Baker & McKenzie

[57] **CLAIM**

The ornamental design for a handle for cookware or the like, as shown and described.

**DESCRIPTION**

FIG. 1 is a side elevational view of a handle for cookware or the like showing my new design, the ornamentation thereof being continuous about the circumference;

FIG. 2 is an end elevational view, taken from the right side thereof; and

FIG. 3 is an end elevational view, taken from the left side thereof.

The broken line showing of a fragment of a cooking pan and handle attachment in FIG. 1 is illustrative of environmental structure only and forms no part of the claimed design.

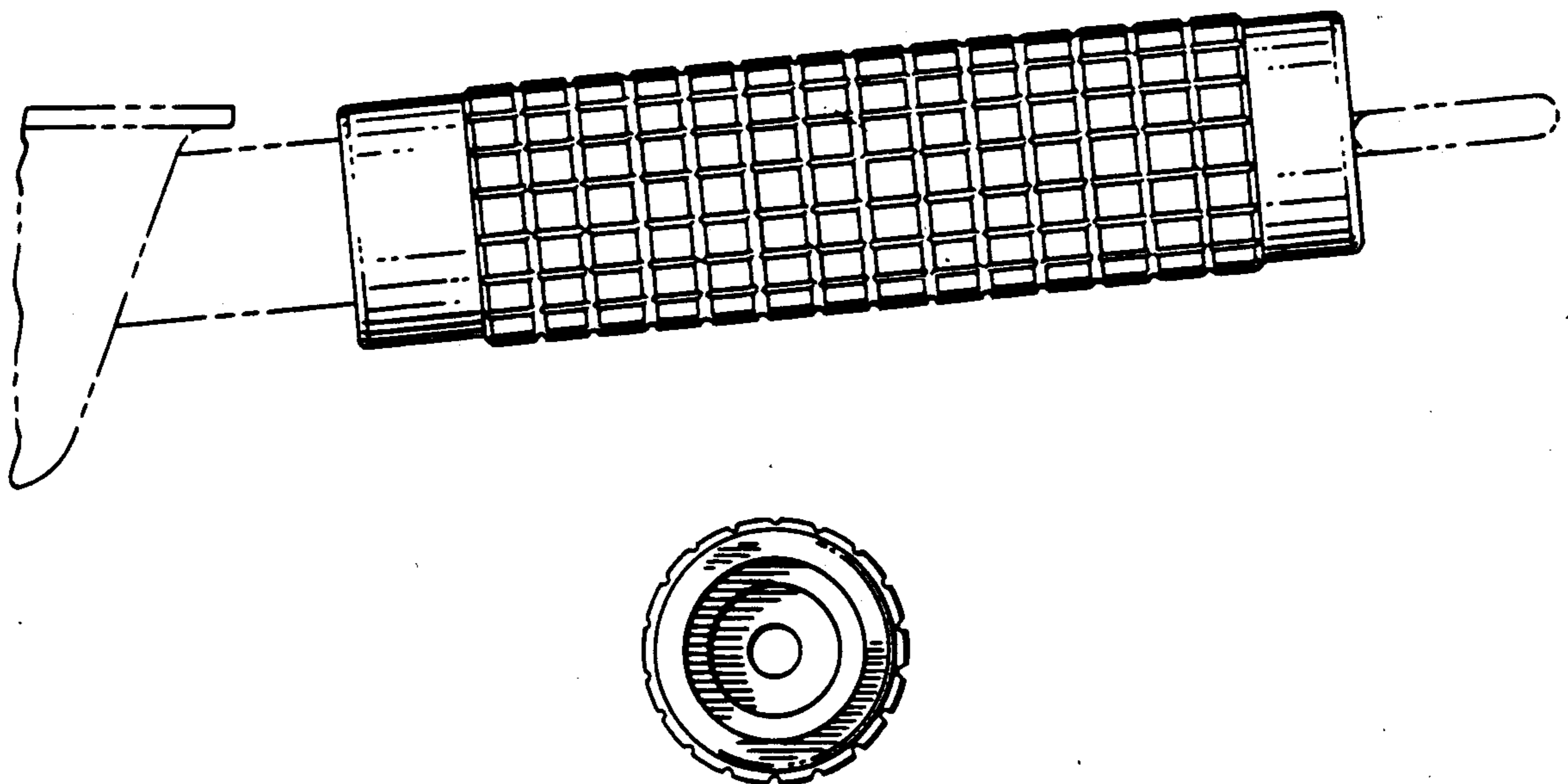


fig. 1.

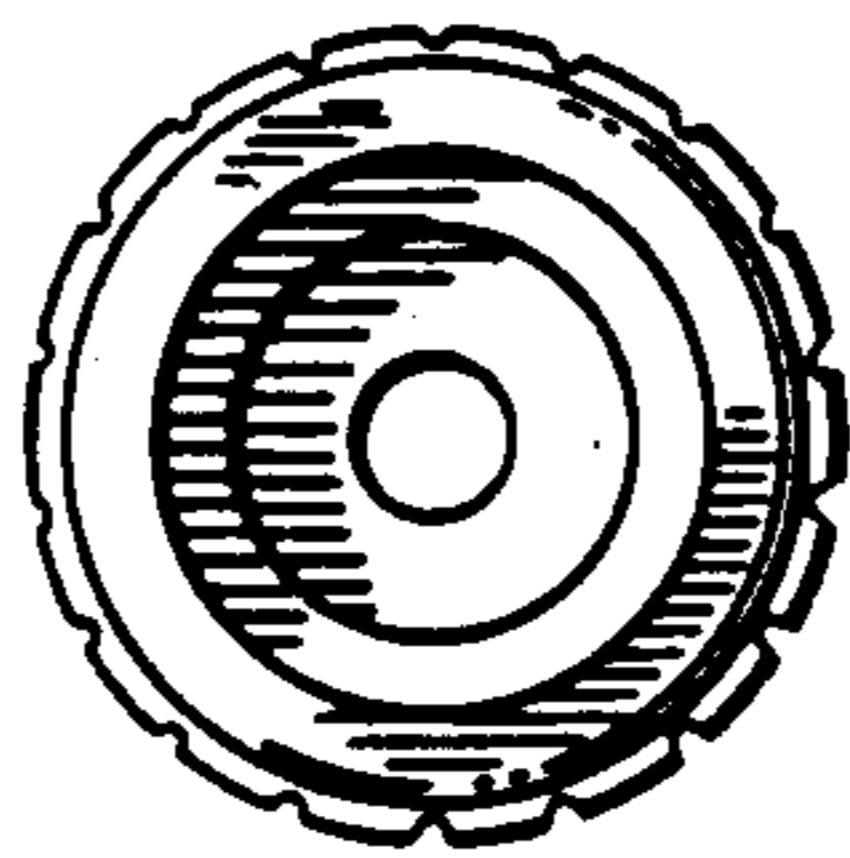
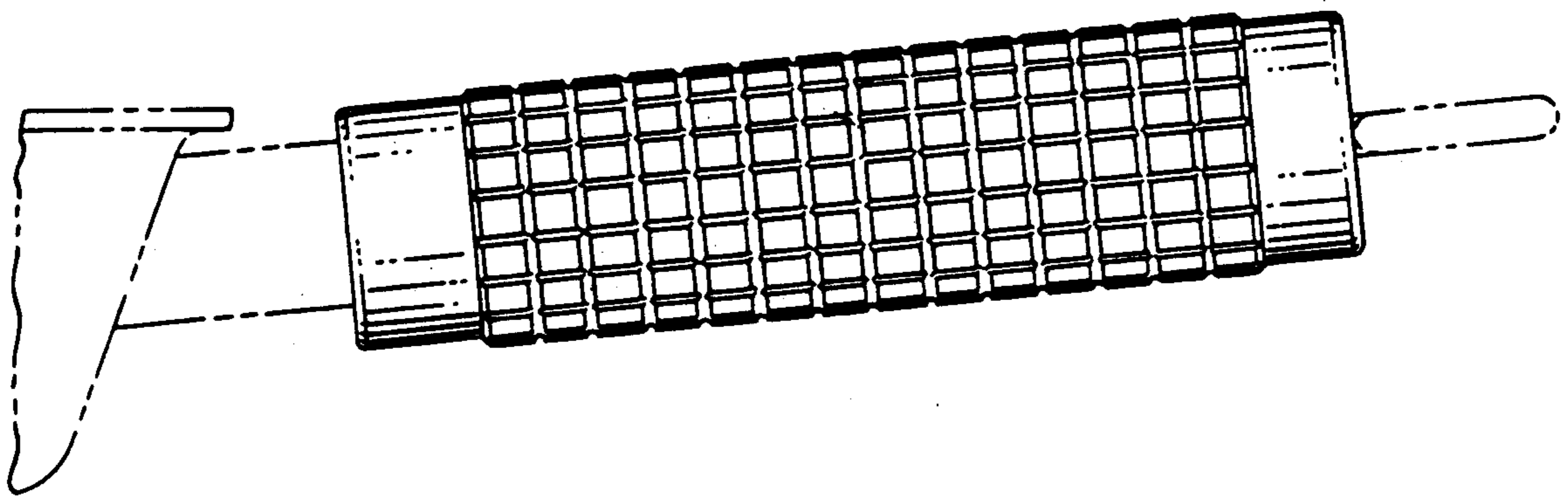


fig. 3.




fig. 2.