

United States Patent [19]

Gakhar et al.

[11] Patent Number: Des. 320,124

[45] Date of Patent: ** Sep. 24, 1991

[54] DRILL BIT HOLDER

[75] Inventors: Ved P. Gakhar; James M. Luebbers,
both of Louisville, Ky.

[73] Assignee: Vermont American Corporation,
Louisville, Ky.

[**] Term: 14 Years

[21] Appl. No.: 215,429

[22] Filed: Jul. 5, 1988

[52] U.S. Cl. D6/553

[58] Field of Search D2/630, 627;
D3/100-106, 36-38; D8/394-396;
224/224-225, 227-230, 914, 203, 235-238;
211/69; 2/231, 221, 322, 312; 340/321;
D10/114; D21/197; D6/512, 553

[56] References Cited

U.S. PATENT DOCUMENTS

D. 311,107 10/1990 French D6/553
1,416,184 5/1922 Flurie 224/227

1,421,451 7/1922 Garberding 224/229
2,568,089 9/1951 Pendleton 211/69
2,753,100 7/1956 Montgomery 224/225

Primary Examiner—A. Hugo Word

Assistant Examiner—R. T. Seifert

Attorney, Agent, or Firm—Middleton & Reutlinger

[57] CLAIM

The ornamental design for a drill bit holder, as shown and described.

DESCRIPTION

FIG. 1 is a front perspective view of a drill bit holder showing my new design, the broken line showing of drill bits is for illustrative purposes only and forms no part of the claimed design;

FIG. 2 is a front elevational view;

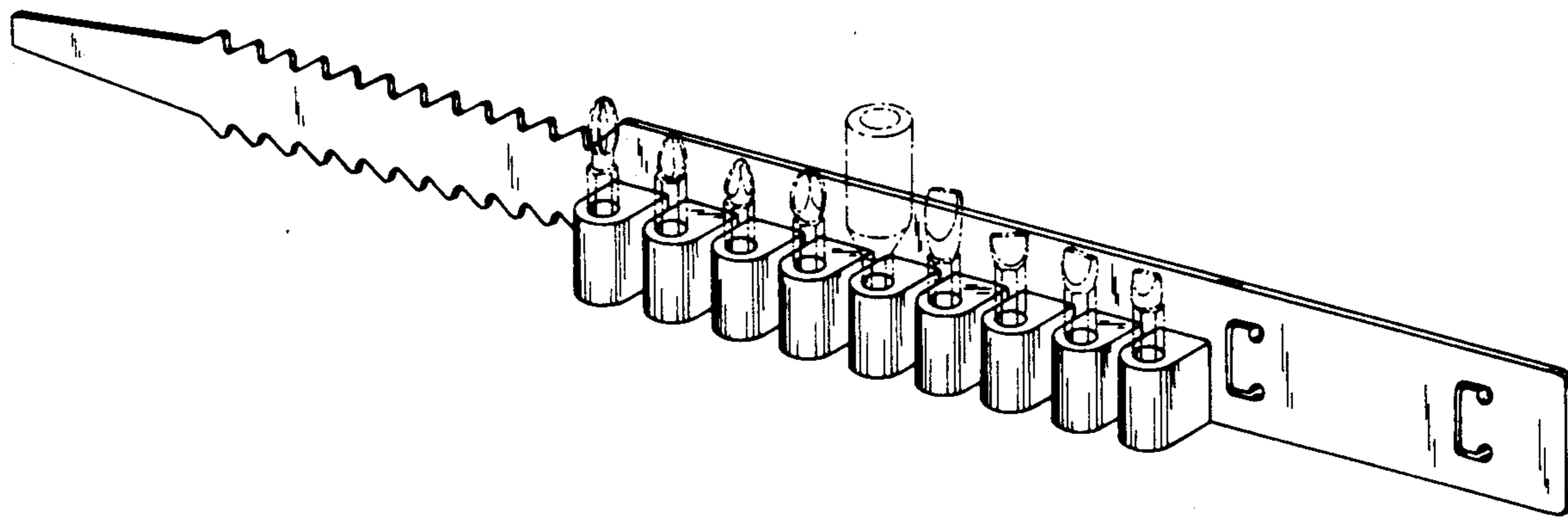
FIG. 3 is a right side elevational view;

FIG. 4 is a top plan view;

FIG. 5 is a rear elevational view;

FIG. 6 is a bottom plan view; and

FIG. 7 is a left side elevational view.



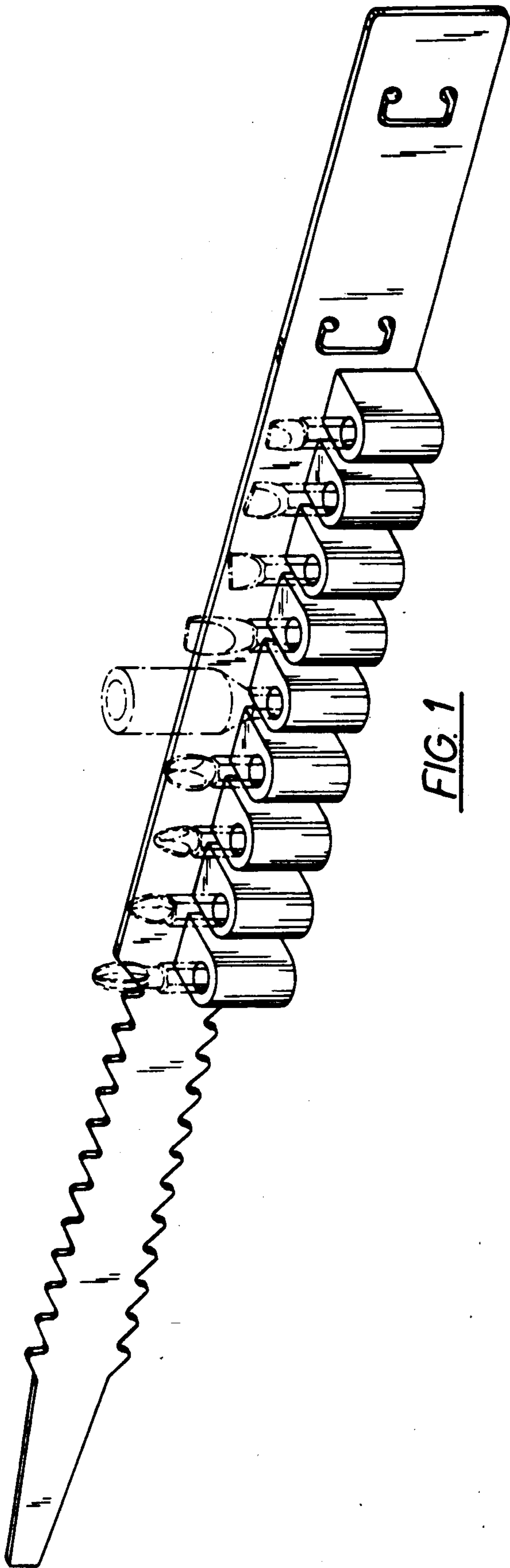


FIG. 1

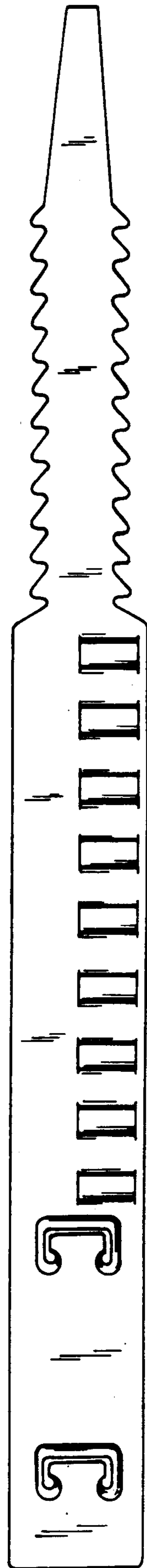


FIG. 5

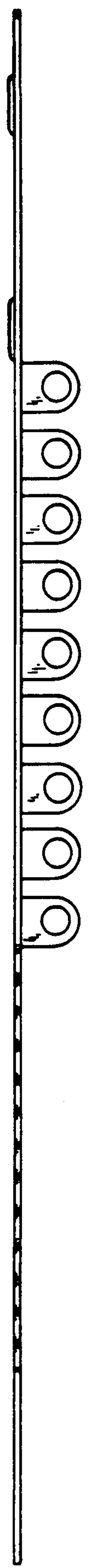


FIG. 4

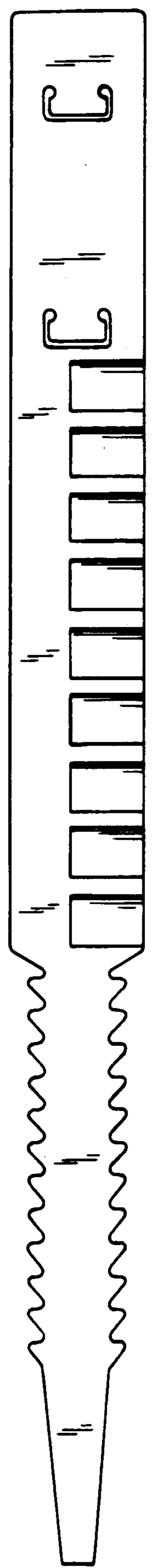


FIG. 2



FIG. 7

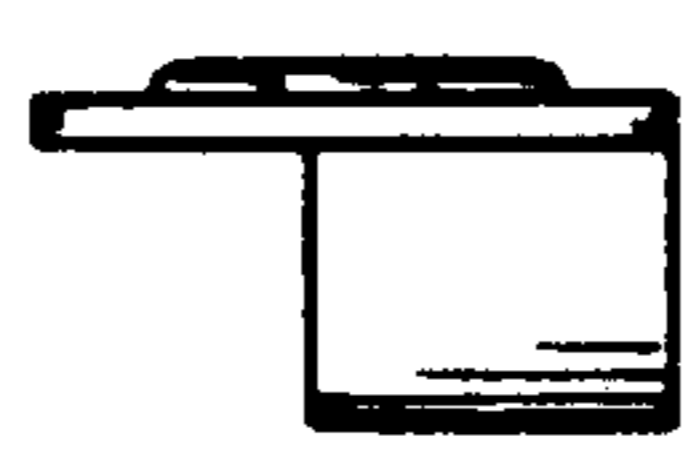


FIG. 3

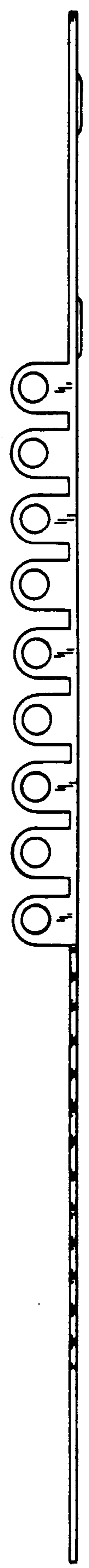


FIG. 6