

United States Patent [19]

Wirth

[11] Patent Number: Des. 320,112

[45] Date of Patent: ** Sep. 24, 1991

[54] SKI CARRIER

[76] Inventor: John G. Wirth, RD #2, Box 140 F,
Landenberg, Pa. 19350

[**] Term: 14 Years

[21] Appl. No.: 396,451

[22] Filed: Aug. 14, 1989

[52] U.S. Cl. D3/36; D3/37

[58] Field of Search D3/36, 37, 38, 76;
D79/1, 2, 3, 4, 5, 6, 7, 8, 9, 10, 11, 12, 339;
224/202, 917, 252, 202, 257, 328, 913, 915, 118;
206/315.11, 446, 315.1, 315.9; 211/60.1, 64,
70.5; D9/339; 383/6

[56] References Cited

U.S. PATENT DOCUMENTS

D. 292,372	10/1987	Sykes	D9/339
2,057,933	10/1936	Brinkman	224/202 X
2,729,913	1/1956	Holwerda	224/252 X

2,962,187	11/1960	Morris	206/315.1 X
3,837,548	9/1974	Nerger	206/315.1
3,921,871	11/1975	Heil	224/917 X
4,084,735	4/1978	Kappas	211/70.5
4,643,302	2/1987	Baumgardner	206/315.11 X

Primary Examiner—Louis S. Zarfes
Assistant Examiner—M. N. Pandozzi
Attorney, Agent, or Firm—Connolly & Hutz

[57] CLAIM

The ornamental design for a ski carrier, as shown and described.

DESCRIPTION

FIG. 1 is a right side elevational view of a ski carrier showing my new design the left side being a mirror image thereof;

FIG. 2 is a top plan view thereof;

FIG. 3 is a bottom plan view thereof;

FIG. 4 is a front elevational view thereof; and

FIG. 5 is a rear elevational view thereof.




Fig. 2.




Fig. 1.




Fig. 3.




Fig. 4.



Fig. 5.

