

[54] **BIRD FEEDER**

[75] Inventor: **Thomas L. Vajtay, Somerset, N.J.**

[73] Assignee: **SLM Manufacturing Corporation, Somerset, N.J.**

[\*\*] Term: **14 Years**

[21] Appl. No.: **483,518**

[22] Filed: **Feb. 22, 1990**

[52] U.S. Cl. .... **D30/127**

[58] Field of Search ..... **D30/121, 122, 124-128, D30/133; D6/520, 523; 119/18, 24, 25, 26, 29, 48, 49, 51.03, 52.1, 52.2, 52.3, 55, 57.8, 57.9, 61, 69, 72, 75**

2,705,938 4/1955 Greenough ..... D30/128  
 3,568,641 3/1971 Kilham ..... 119/57.8  
 4,201,155 5/1960 Hyde, Jr. .... 119/57.8  
 4,242,984 1/1981 Smith ..... 119/52.2  
 4,318,364 3/1982 Bescherer ..... 119/57.8

*Primary Examiner*—A. Hugo Word  
*Assistant Examiner*—Cathy Anne MacCormac  
*Attorney, Agent, or Firm*—Sughrue, Mion, Zinn, Macpeak & Seas

[56] **References Cited**  
**U.S. PATENT DOCUMENTS**

D. 251,021 2/1979 Blasbalg ..... D30/127  
 D. 252,591 8/1979 Hyde, Jr. .... D30/127  
 D. 262,917 2/1982 Kilham ..... 119/57.8  
 D. 282,018 12/1985 Kilham ..... D30/128  
 D. 282,019 12/1985 Kilham ..... D30/127

[57] **CLAIM**

The ornamental design for a bird feeder, as shown and described.

**DESCRIPTION**

FIG. 1 is a perspective view of a bird feeder showing my new design;  
 FIG. 2 is a front elevational view thereof the rear being identical to the front view shown;  
 FIG. 3 is a side elevational view thereof, the opposite side being identical to the side shown;  
 FIG. 4 is a top plan view thereof; and  
 FIG. 5 is a bottom plan view thereof.

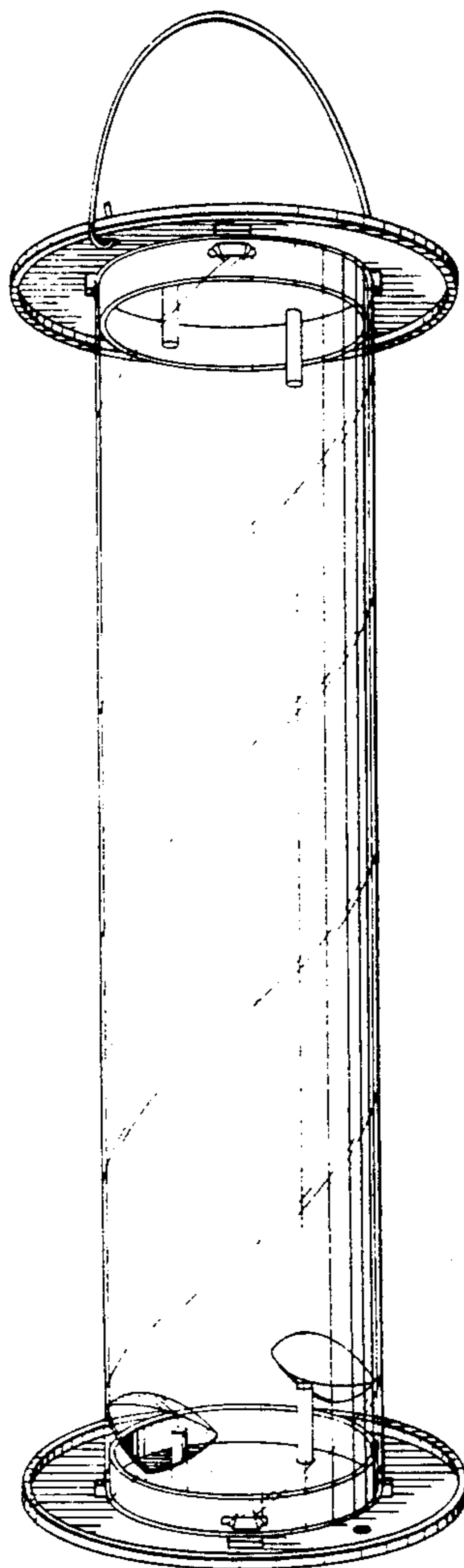


FIG. 1

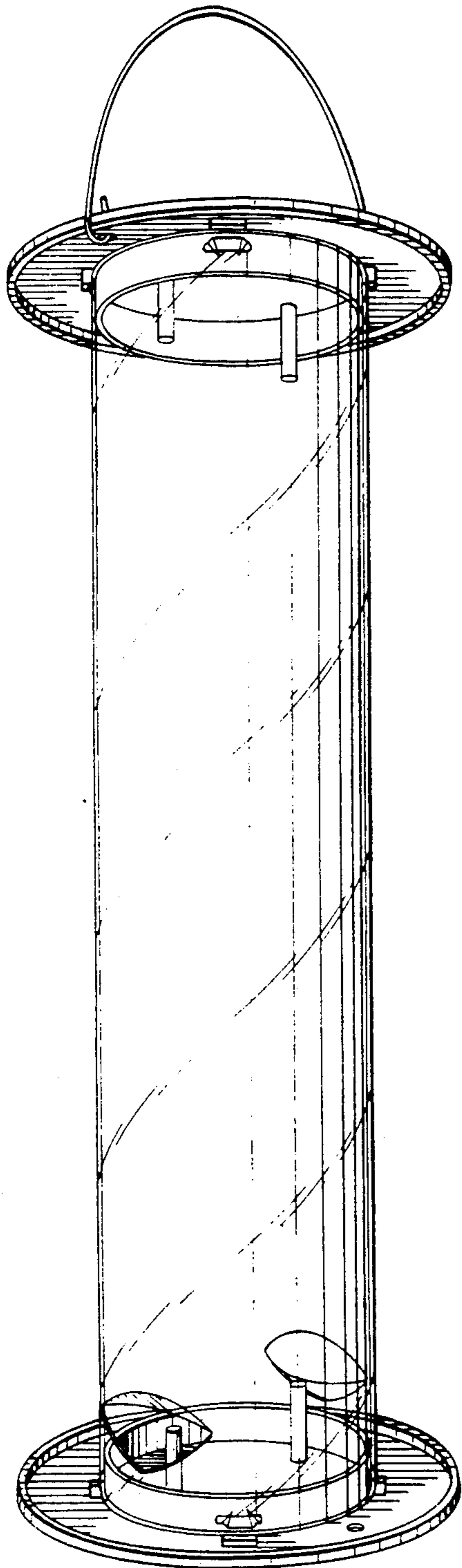


FIG. 4

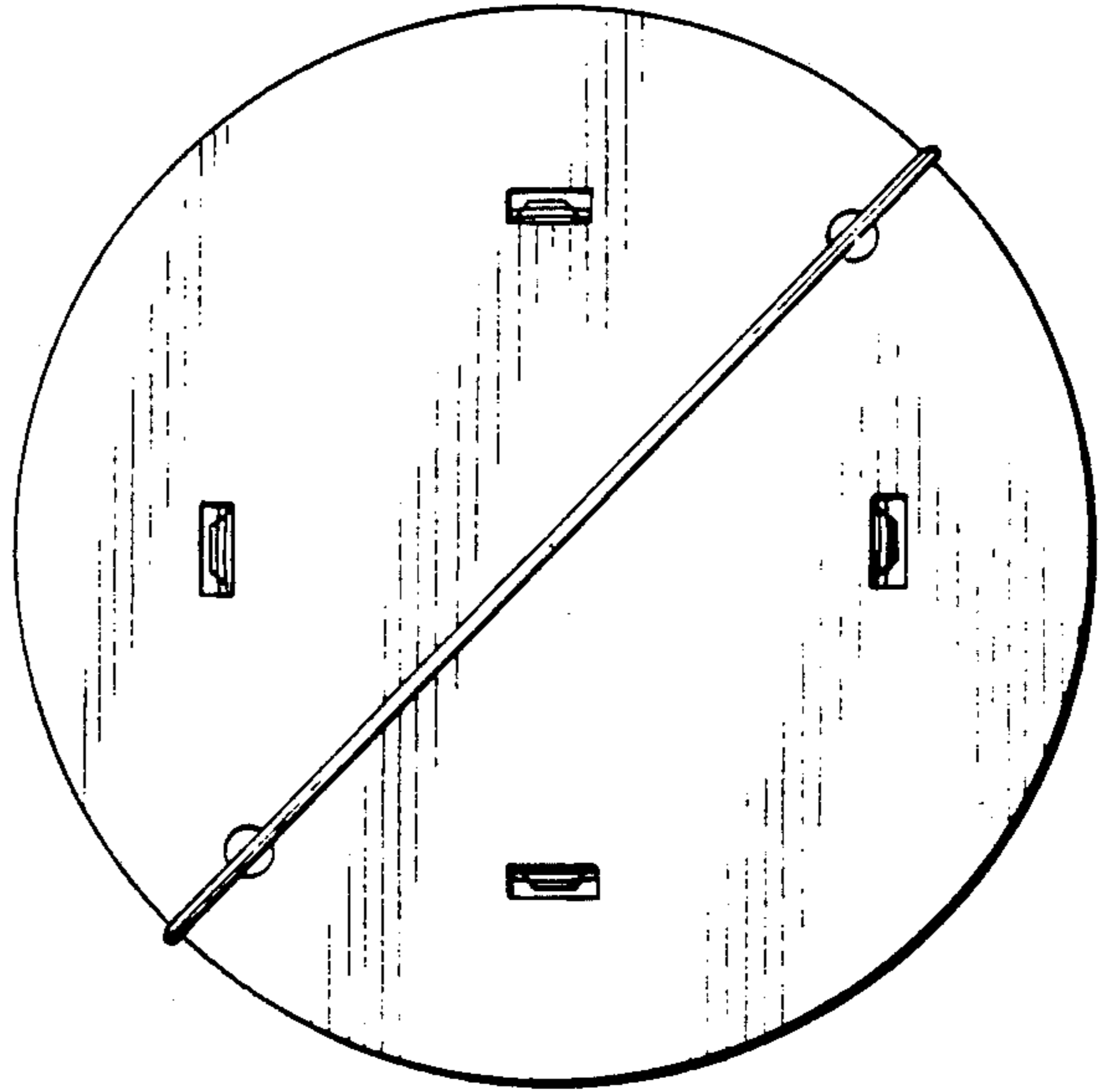


FIG. 5

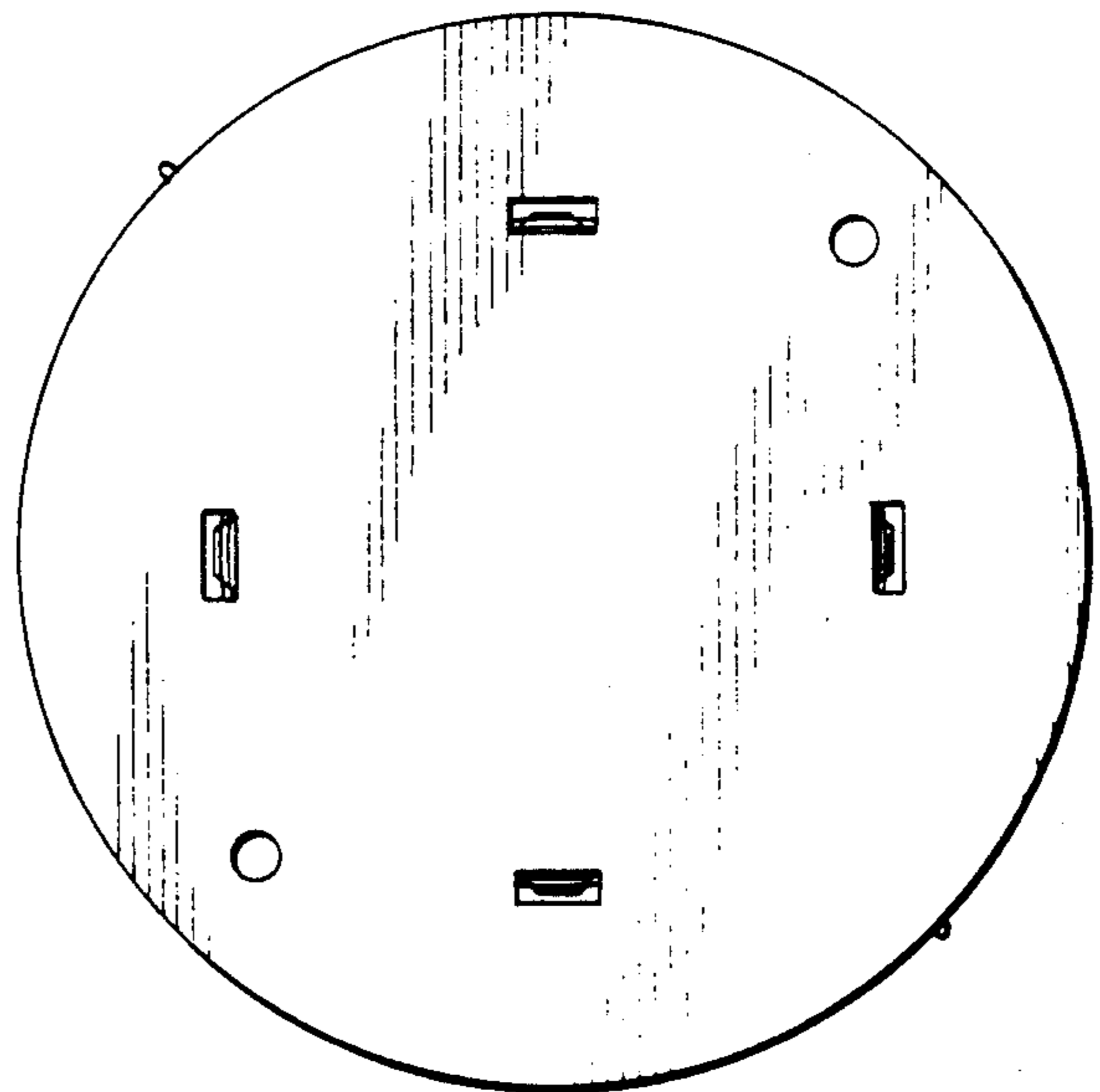


FIG. 2

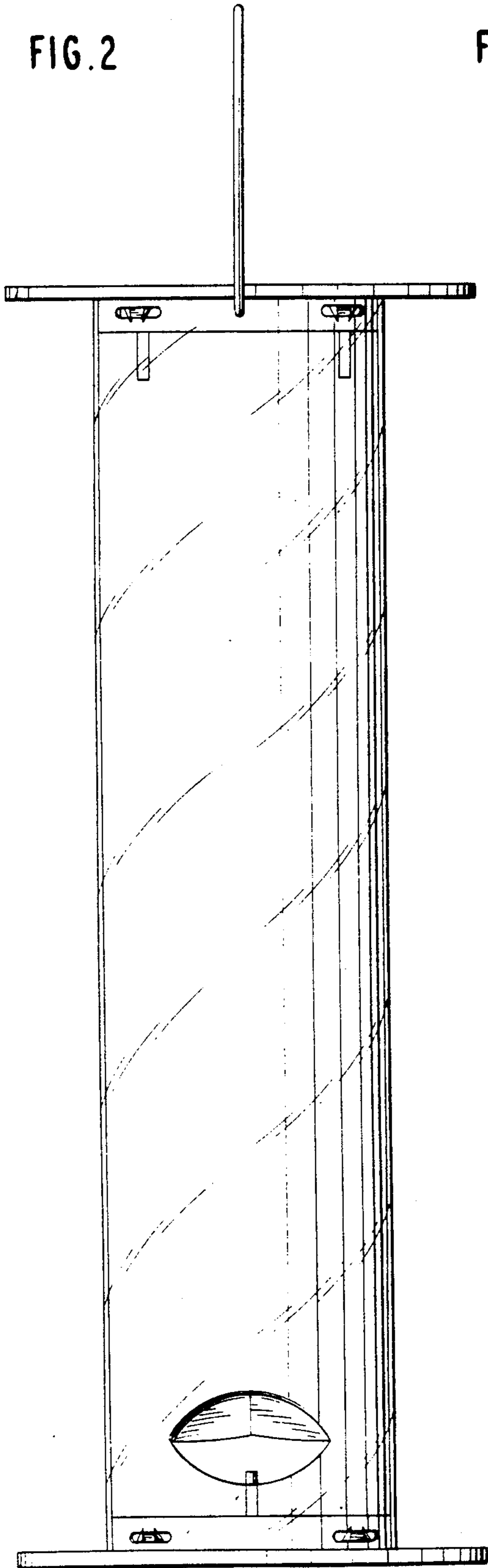


FIG. 3

