

[54] ELECTRONIC BILLIARD CUE

[76] Inventor: Rogelio Reyes, 25 Pleasant Hill La.,
Tamarac, Fla. 33319

[**] Term: 14 Years

[21] Appl. No.: 357,309

[22] Filed: May 26, 1989

[52] U.S. Cl. D21/232

[58] Field of Search D21/232, 222; 273/68,
273/69, 70; D22/117

[56] References Cited

U.S. PATENT DOCUMENTS

D. 236,722	9/1975	Starrett	D22/117
692,970	2/1902	Zaehringer	273/68
846,166	3/1907	Thomas	273/70
2,704,668	3/1955	Park, Sr.	D21/222 X
3,495,826	2/1970	Mizgala	273/69
4,526,370	7/1985	Mortellacci	273/69

FOREIGN PATENT DOCUMENTS

0020413 9/1917 United Kingdom 273/69


Primary Examiner—Bernard Ansher
Assistant Examiner—Prabhakar Deshmukh
Attorney, Agent, or Firm—Jerry T. Kearns

[57] CLAIM

The ornamental design for a electronic billiard cue, as shown and described.

DESCRIPTION

FIG. 1 is a front elevational view of a electronic billiard cue showing my new design;
FIG. 2 is a rear elevational view thereof;
FIG. 3 is a left side elevational view thereof;
FIG. 4 is a right side elevational view thereof;
FIG. 5 is a top plan view thereof; and,
FIG. 6 is a bottom plan view thereof.
The shaft is shown interrupted for ease of illustration.



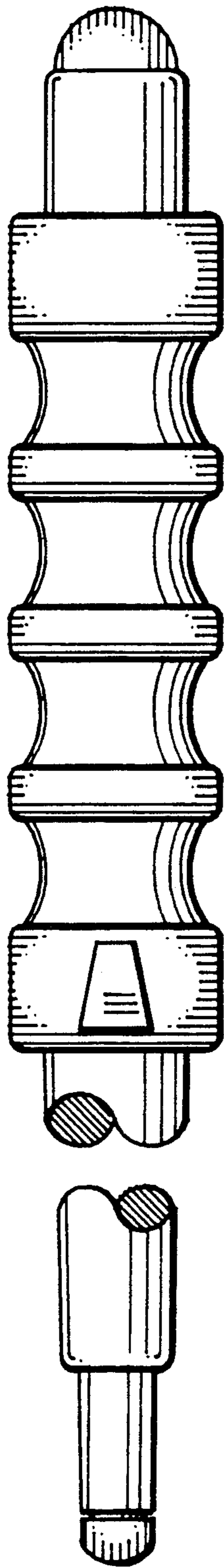


Fig. 1

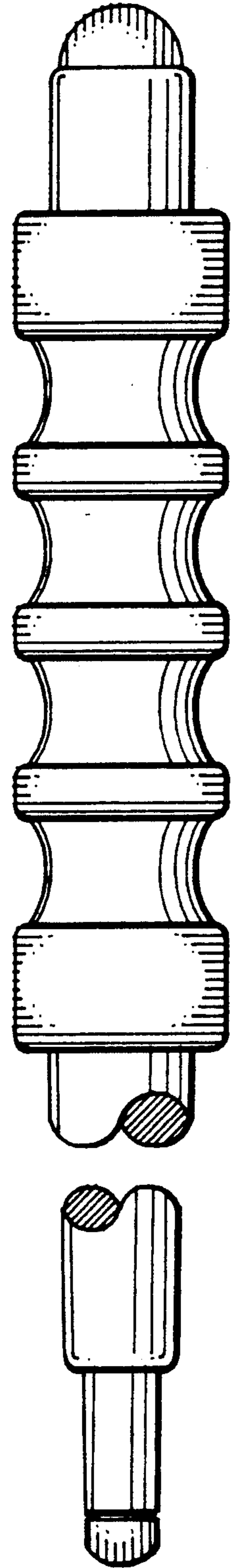


Fig. 2

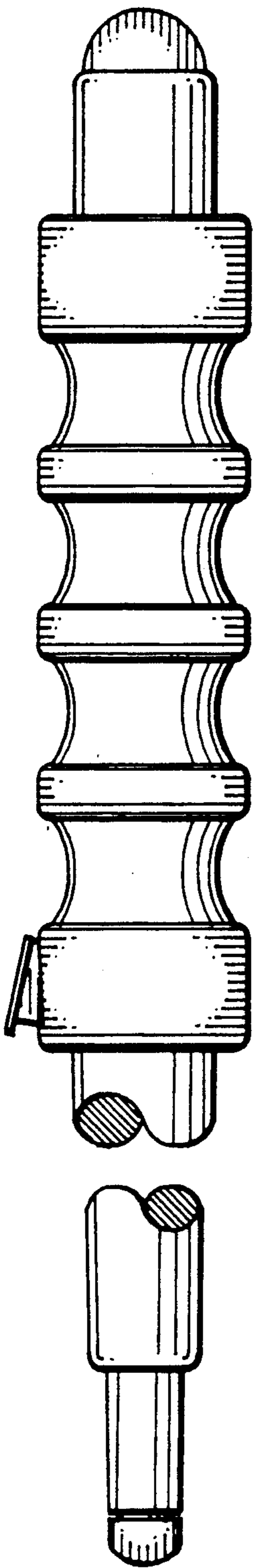


Fig. 3




Fig. 4

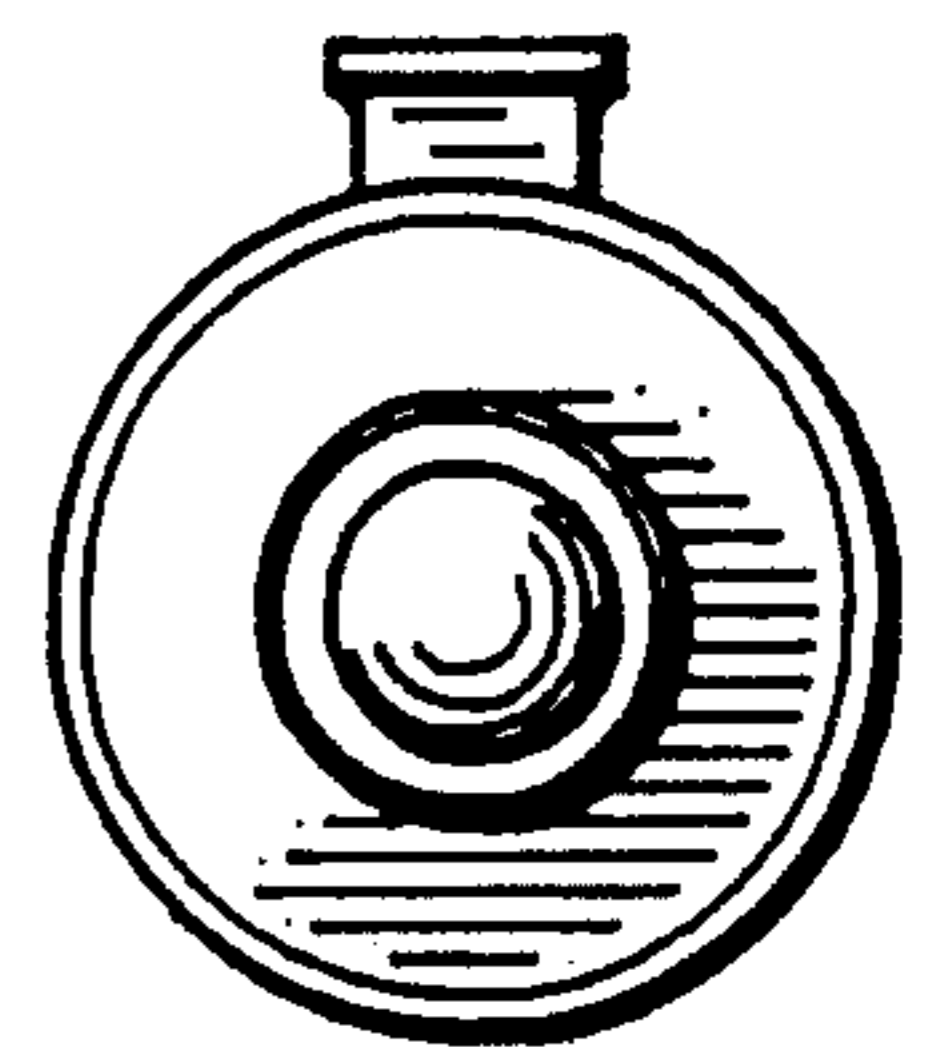


Fig. 5




Fig. 6