

[54] COLLAPSIBLE COPY HOLDER STAND

[76] Inventor: Dorr J. Mead, 9344 Hix, Livonia, Mich. 48150

[\*\*] Term: 14 Years

[21] Appl. No.: 140,350

[22] Filed: Jan. 4, 1988

[52] U.S. Cl. .... D19/88; D19/86; D19/90; D19/91; D6/429

[58] Field of Search ..... D6/429; D19/35, 36, D19/65, 75, 52, 86, 88, 90, 91, 99, 100; D14/114; 248/441.1, 447.2, 460, 461, 442.2, 448-452; 40/341-349; 281/45; 211/45

[56] References Cited

U.S. PATENT DOCUMENTS

D. 26,507	1/1897	Green et al. ....	D19/90
D. 50,061	12/1916	Fuller .....	D19/88 X
D. 172,528	6/1954	Zipkin .....	D19/86
D. 199,828	12/1964	Regan .....	D19/88
D. 248,402	7/1978	Kittell .....	D19/86 X
D. 252,578	8/1979	Charowhas .....	D19/86
D. 265,742	8/1982	Wilcox .....	D19/86
1,581,128	4/1926	Jones .....	40/346

1,808,796	6/1931	Smyth .....	248/442.2
4,243,335	1/1981	Singley .....	40/341 X
4,767,093	8/1988	Jones .....	D19/88 X

Primary Examiner—Bruce W. Dunkins  
Assistant Examiner—Martha Thompson  
Attorney, Agent, or Firm—Brooks & Kushman

[57] CLAIM

The ornamental design for a collapsible copy holder stand, as shown and described.

DESCRIPTION

FIG. 1 is a top plan view of a collapsible copy holder stand showing my new design; FIG. 2 is a side elevational view, the opposite side being a mirror image thereof; FIG. 3 is a bottom plan view; FIG. 4 is a rear elevational view; FIG. 5 is a front elevational view; FIG. 6 is a side elevational view of the article with the document holding member in an extended position, the opposite side being a mirror image; FIG. 7 is a front elevational view of the article in an extended position; and FIG. 8 is a perspective view thereof.

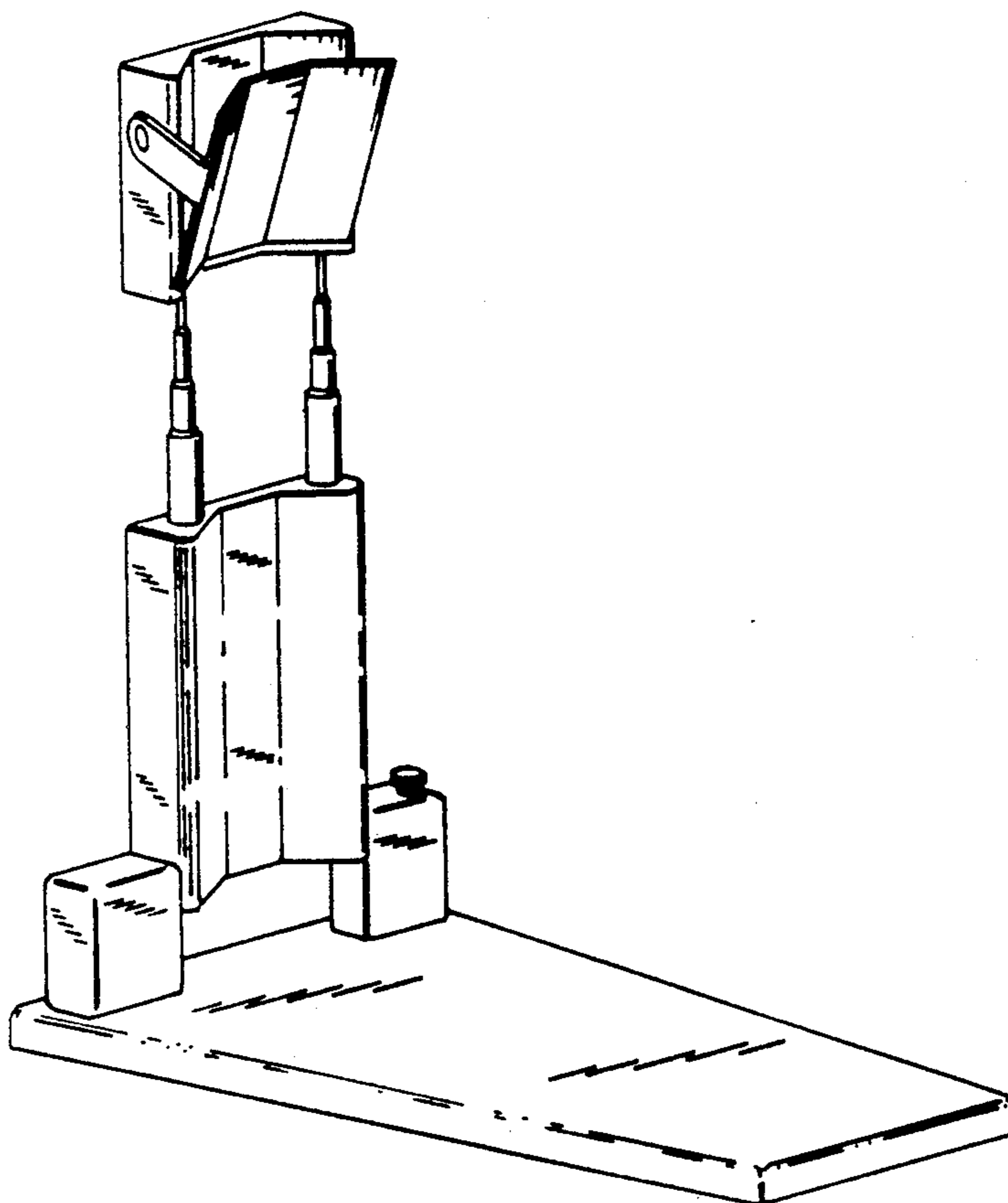


FIG. 1

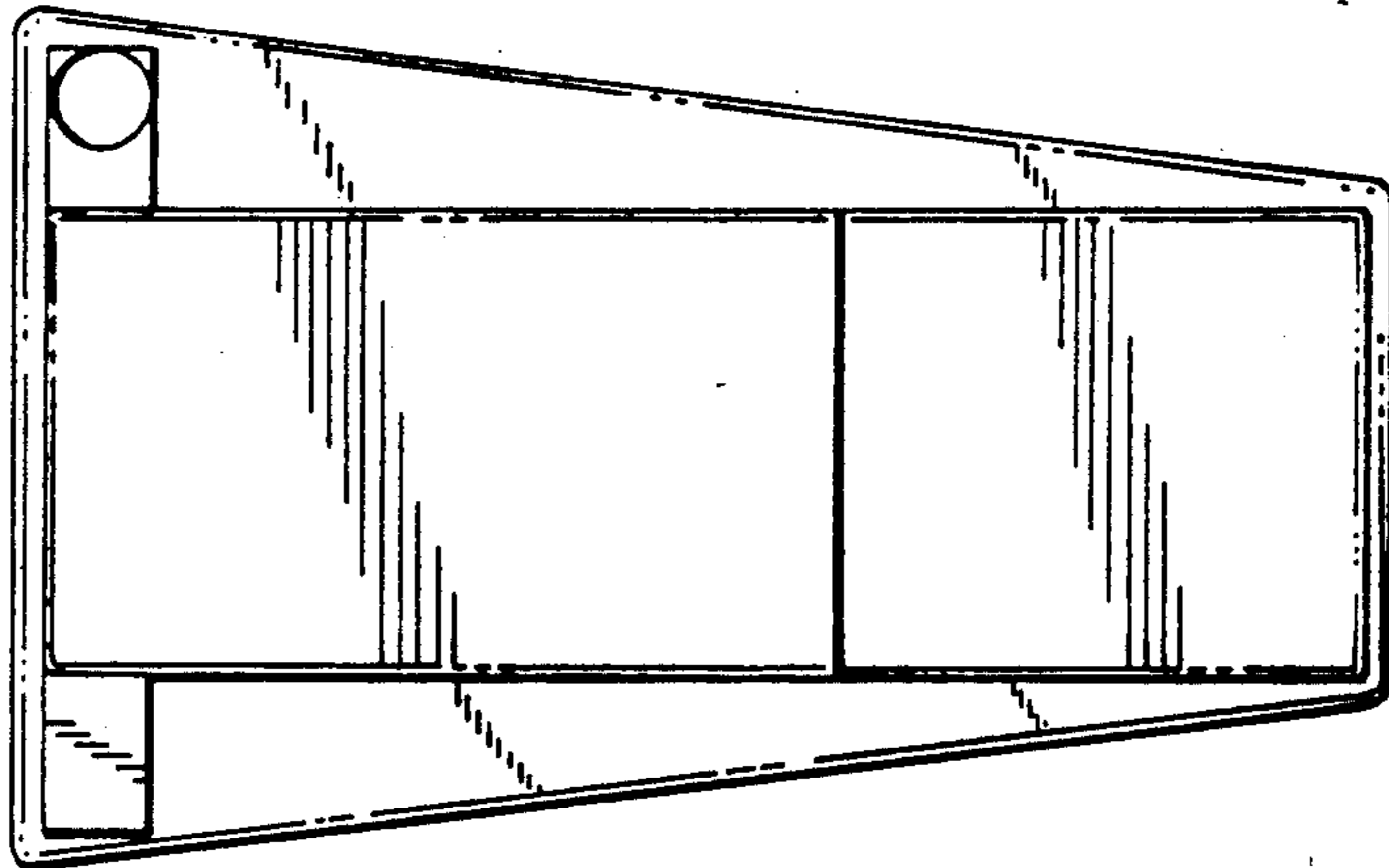


FIG. 2

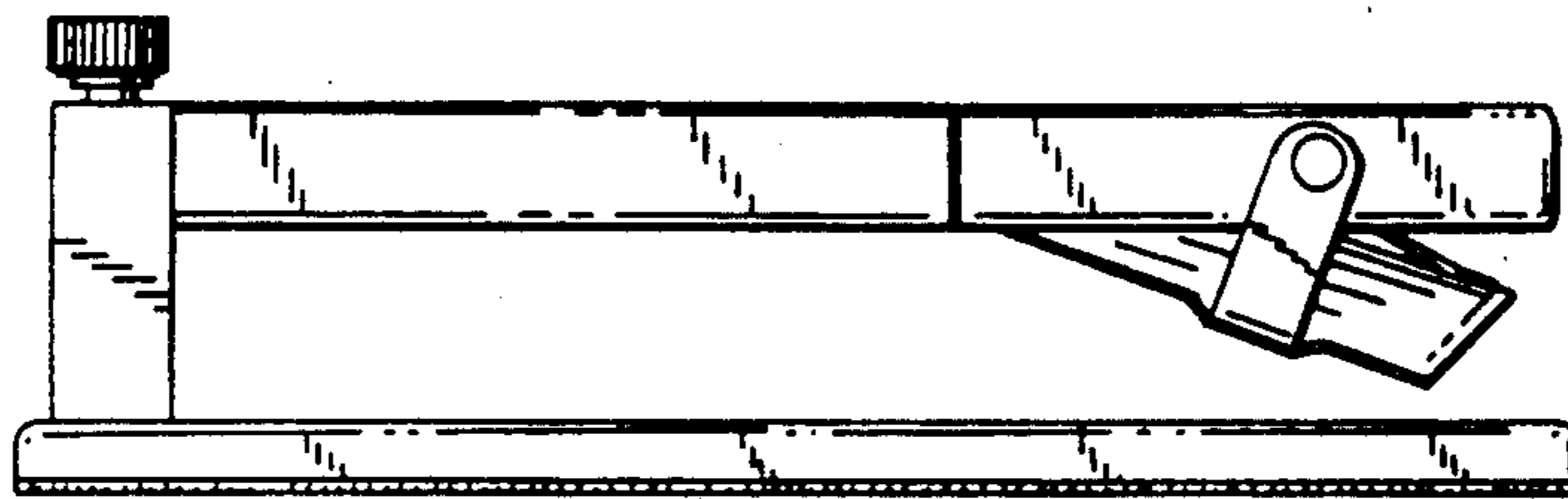


FIG. 3

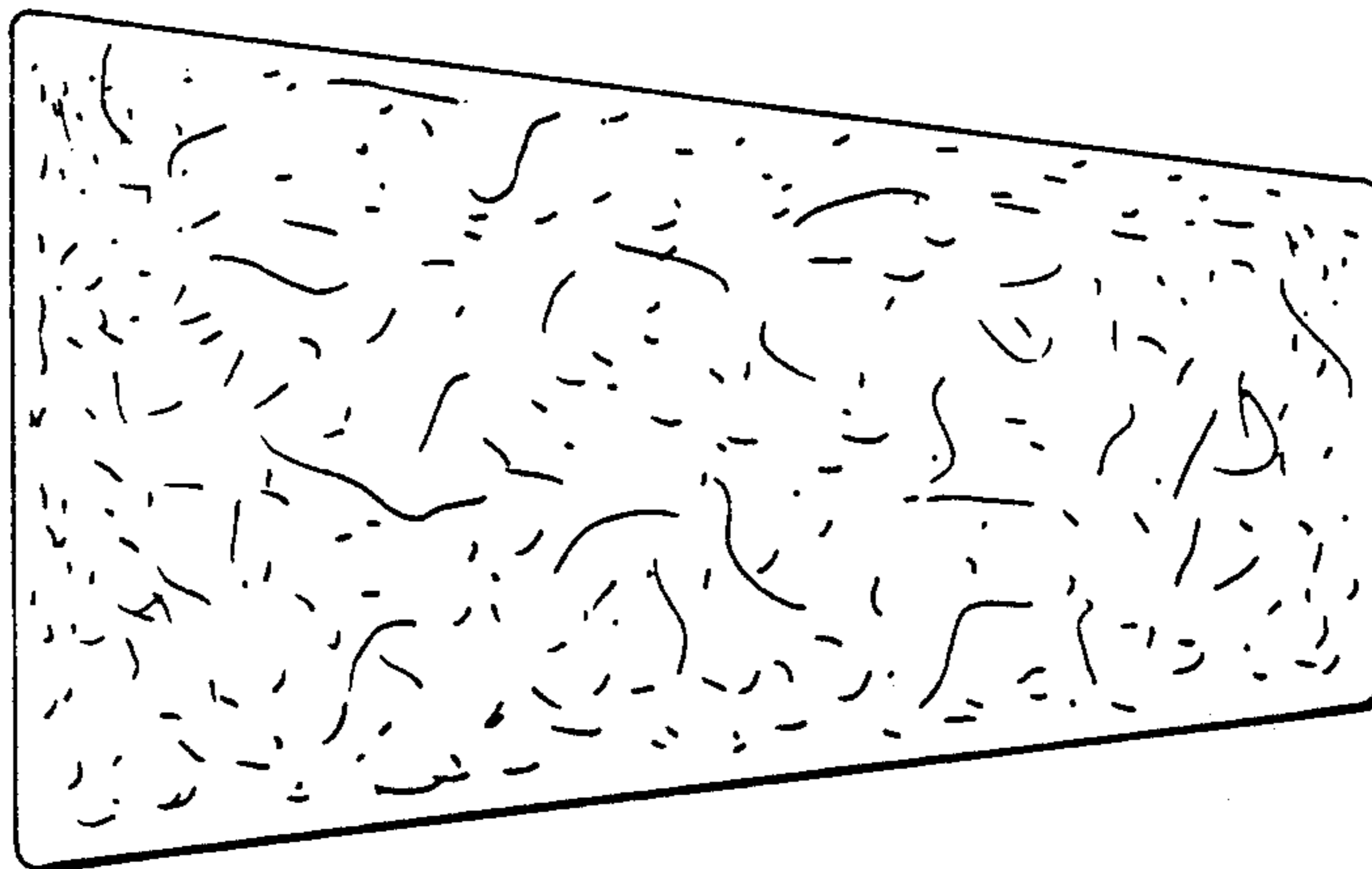


FIG. 4

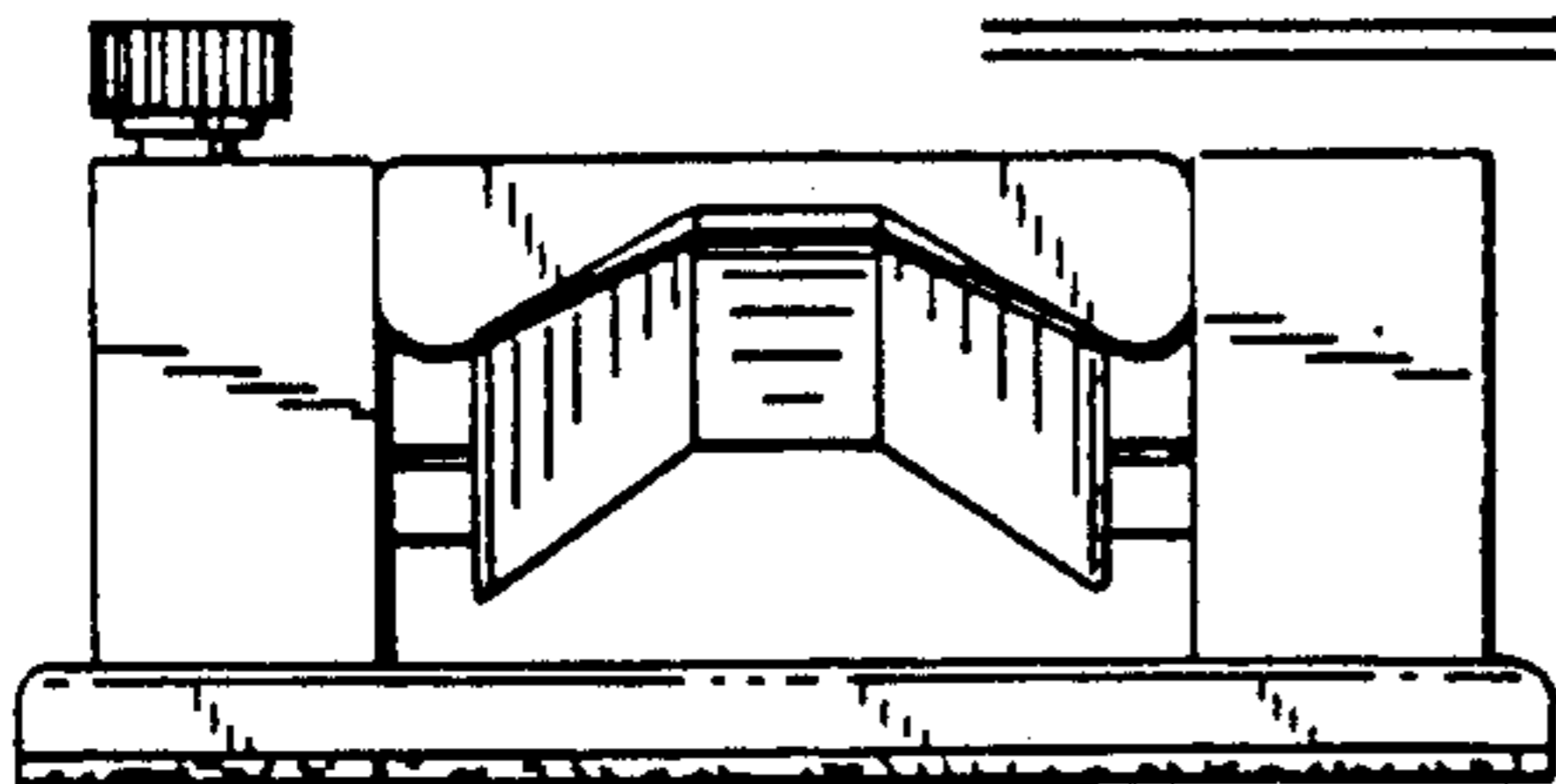


FIG. 5

