

[54] ELECTRONIC KEY BOARD MUSICAL INSTRUMENT

[75] Inventor: Yasuhiro Hoshina, Hamamatsu, Japan

[73] Assignee: Yamaha Corporation, Shizuoka, Japan

[**] Term: 14 Years

[21] Appl. No.: 355,403

[22] Filed: May 23, 1989

[30] Foreign Application Priority Data

Nov. 30, 1988 [JP] Japan 63-46984

[52] U.S. Cl. D17/1; D17/5

[58] Field of Search D17/1, 2, 5, 6, 7, 9; D21/64; 84/423, 428, 644, 670, 719, 744, DIG. 7

[56] References Cited

U.S. PATENT DOCUMENTS

D. 265,832	8/1982	Kira et al.	D17/5
D. 289,411	4/1987	Bellini	D17/1
D. 289,412	4/1987	Bellini	D17/1
D. 290,370	6/1987	Bellini	D17/1
D. 312,265	11/1990	Naito	D17/1
D. 313,033	12/1990	Mizushima	D17/1

4,653,375 3/1987 Honda et al. 84/719

FOREIGN PATENT DOCUMENTS

0150620 8/1985 European Pat. Off. 84/423 R

721750-1 8/1987 Japan .

721750 8/1987 Japan .

732683 1/1988 Japan .

OTHER PUBLICATIONS

HFD, 8/24/87, p. 98 (Casio SK-2100), Evans Catalog, 1987-1988, p. 311 (Casio Keyboard, Item 1).

Primary Examiner—Bernard Ansher
Assistant Examiner—Adir Aronovich
Attorney, Agent, or Firm—Weingarten, Schurgin, Gagnebin & Hayes

[57] CLAIM

The ornamental design for electronic key board musical instrument, as shown.

DESCRIPTION

FIG. 1 is a top, front perspective view of an electronic keyboard musical instrument showing my new design; FIG. 2 is a top plan view thereof; FIG. 3 is a front elevation view thereof; FIG. 4 is a rear elevational view thereof; FIG. 5 is a bottom plan view thereof; FIG. 6 is a left side elevational view thereof; and FIG. 7 is a right side elevational view thereof.

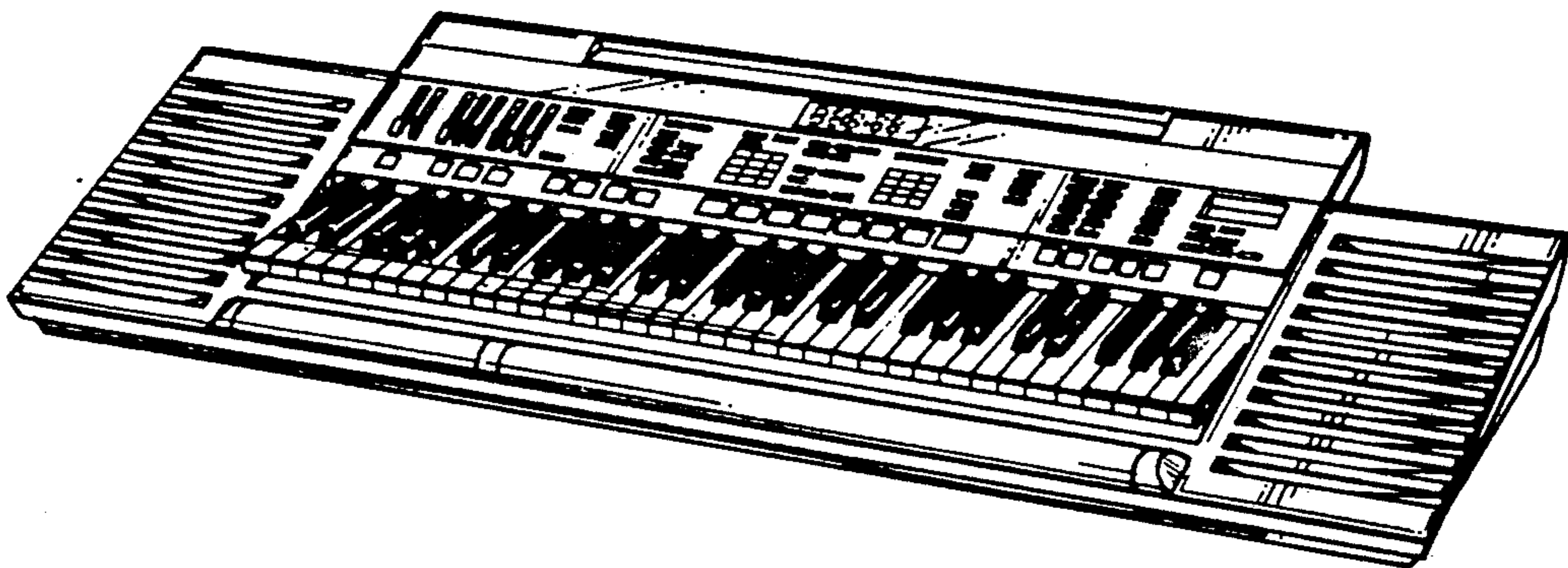


FIG. 1

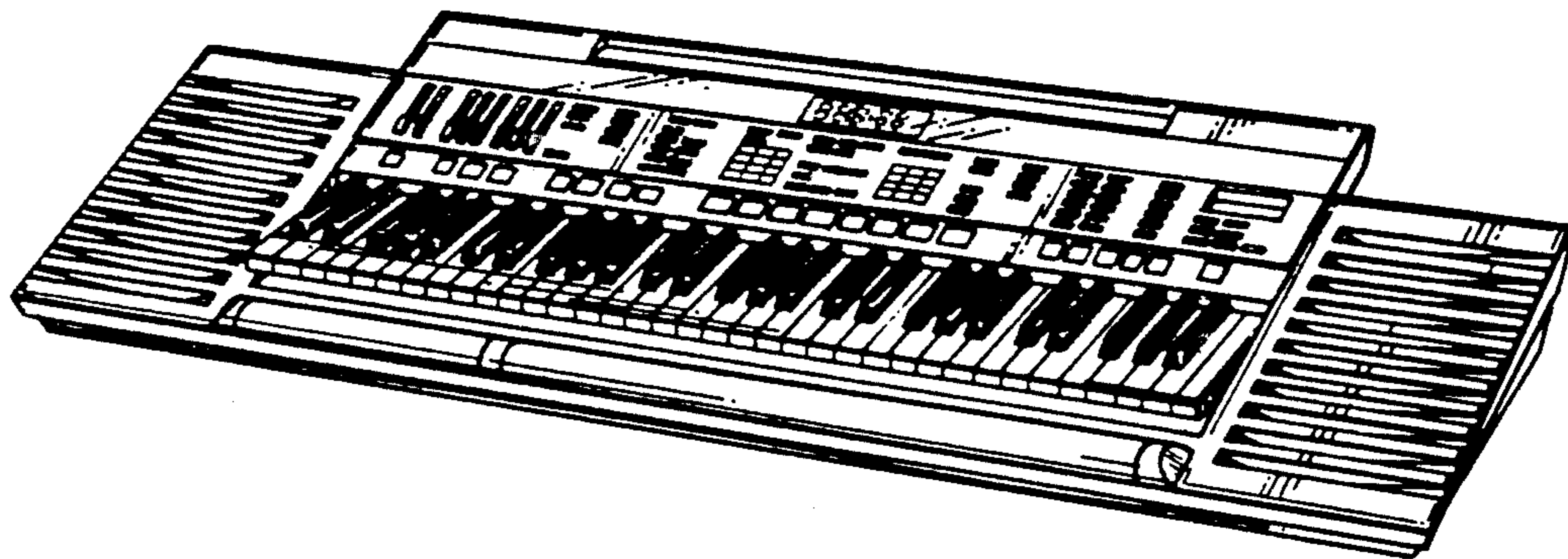


FIG. 2

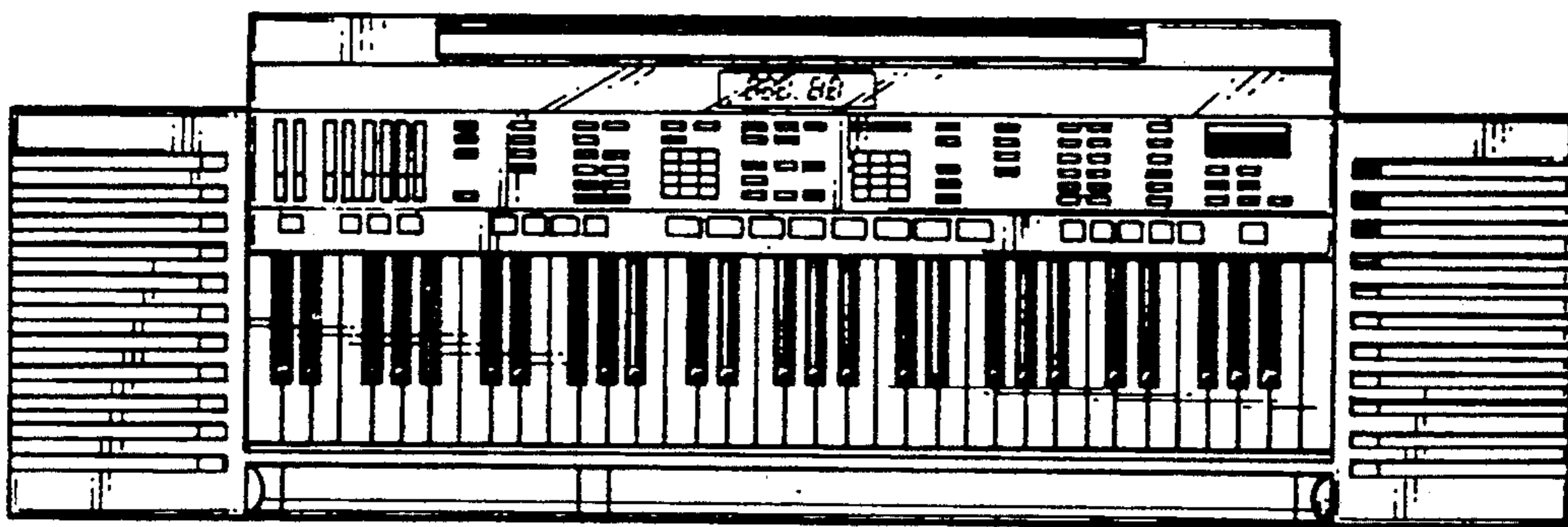


FIG. 3




FIG.4




FIG.5




FIG.6

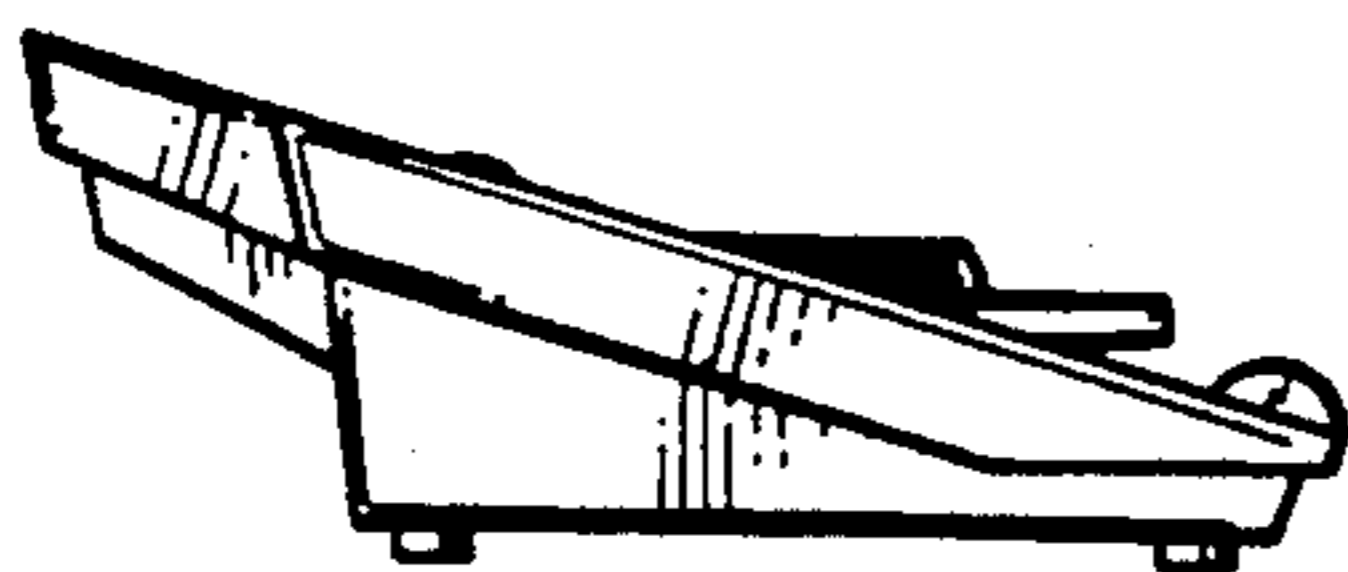


FIG.7

