

[54] **PORTABLE COMPUTER**

[75] Inventor: **Won M. Choi**, Seoul, D.P.R. of Korea

[73] Assignee: **Gold Star Co., Ltd.**, Seoul, D.P.R. of Korea

[**] Term: **14 Years**

[21] Appl. No.: **443,645**

[22] Filed: **Nov. 29, 1989**

D. 306,285 2/1990 Yu D14/106
 D. 307,581 5/1990 Ooshima D14/106
 D. 309,603 7/1990 Mizusugi et al. D14/106
 D. 312,075 11/1990 Lam D14/106
 D. 312,249 11/1990 Sugano et al. D14/106

Primary Examiner—Wallace R. Burke
Assistant Examiner—Freda S. Nunn
Attorney, Agent, or Firm—John P. White

[30] **Foreign Application Priority Data**

May 31, 1989 [KP] D.P.R. of Korea 7255/1989

[52] U.S. Cl. **D14/106**

[58] **Field of Search** D14/100, 105, 106, 101, D14/107, 113, 115; D18/1, 2, 6, 7; 340/700, 706, 711, 712; 341/22, 23; 364/706-710, 900; 235/145 A, 145 R; 358/248, 249, 254; 400/690, 691, 690.1, 680, 681, 682, 685, 693

[56] **References Cited**

U.S. PATENT DOCUMENTS

D. 303,523 9/1989 Shiozawa et al. D14/106

[57] **CLAIM**

The ornamental design for a portable computer, as shown and described.

DESCRIPTION

FIG. 1 is a top, front, and right side perspective view of a portable computer showing my new design;

FIG. 2 is a perspective view thereof wherein the cover is opened;

FIG. 3 is a top plan view thereof;


FIG. 4 is a front elevational view thereof;

FIG. 5 is a rear elevational view thereof;

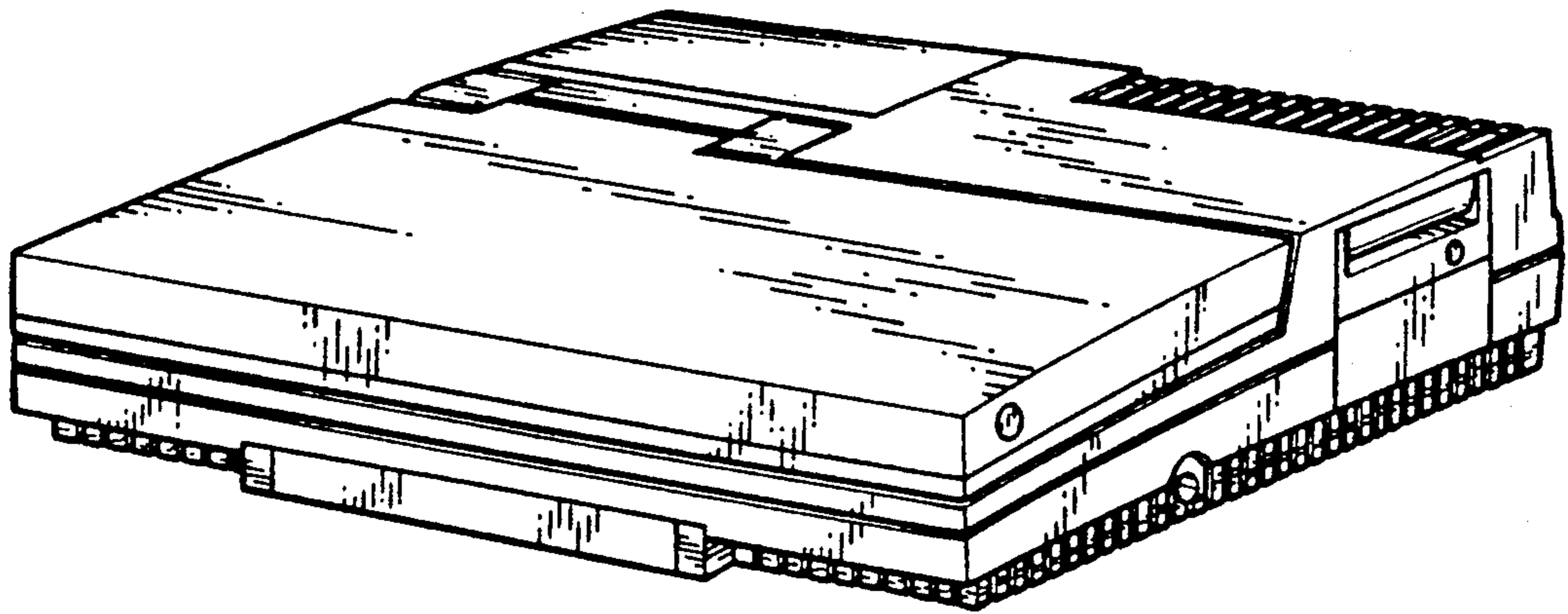
FIG. 6 is a bottom plan view thereof;

FIG. 7 is an enlarged right side elevational view thereof;


FIG. 8 is an enlarged left side elevational view thereof.



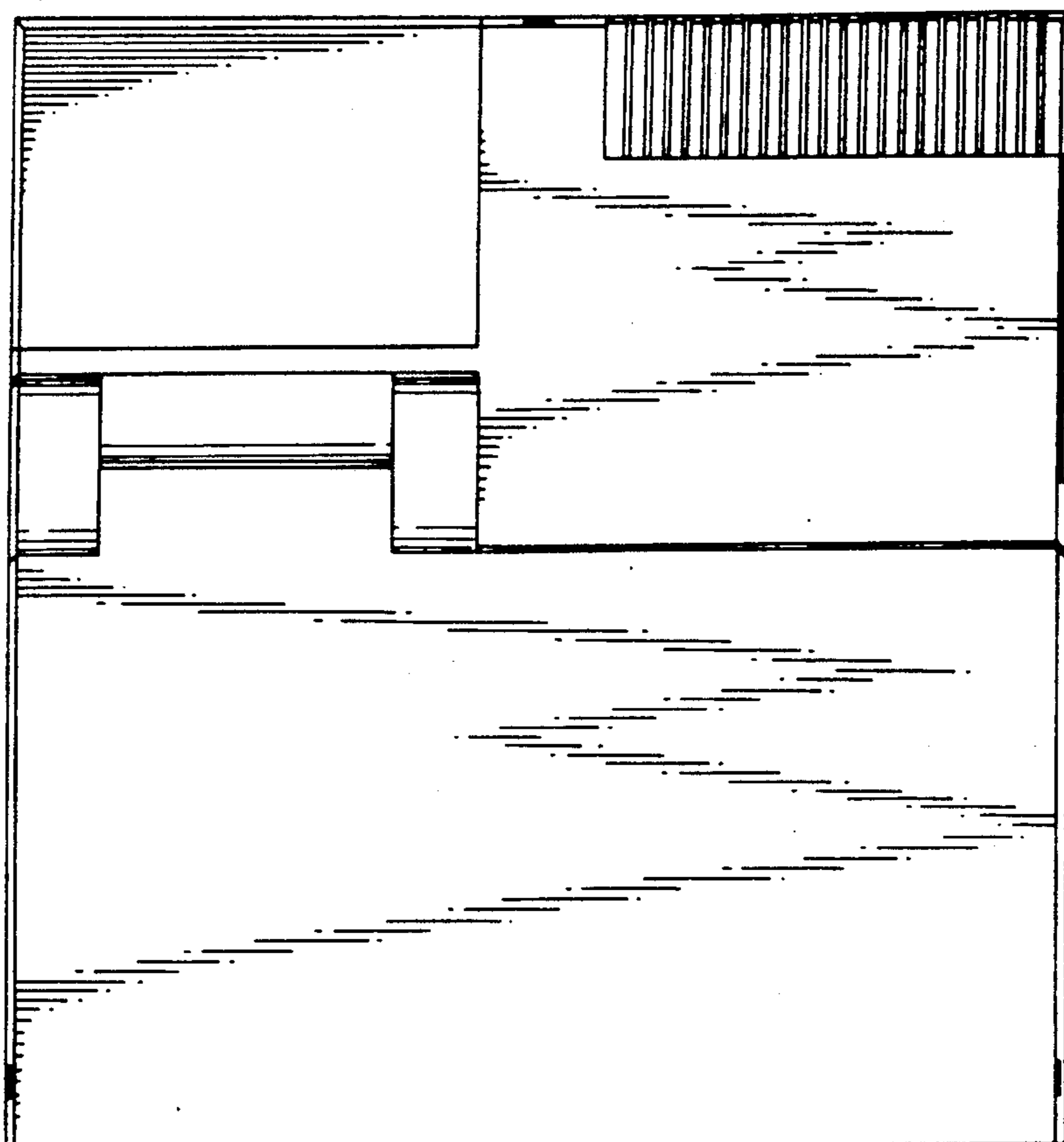
F I G . 1



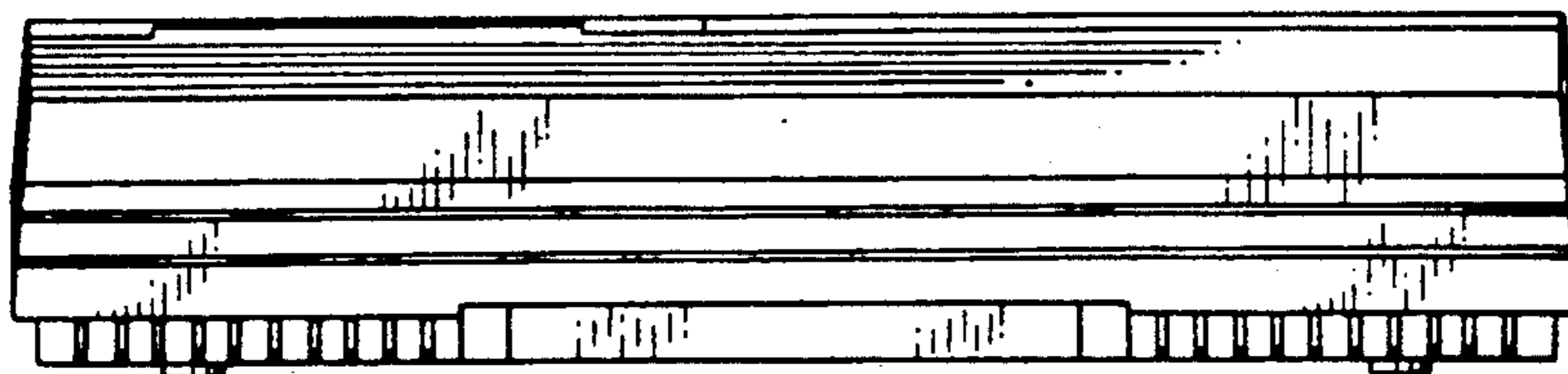
F I G . 2



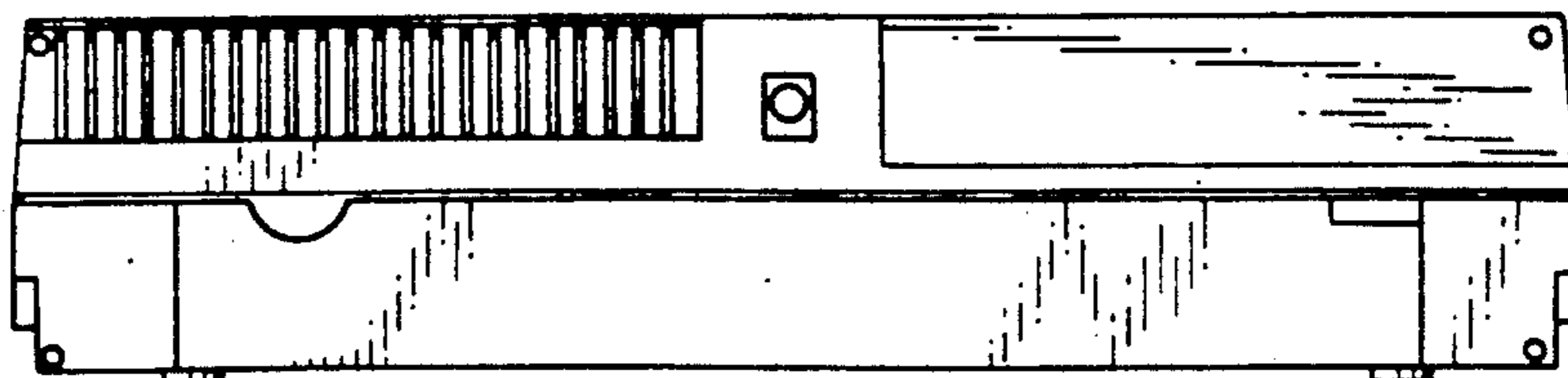
F I G . 3



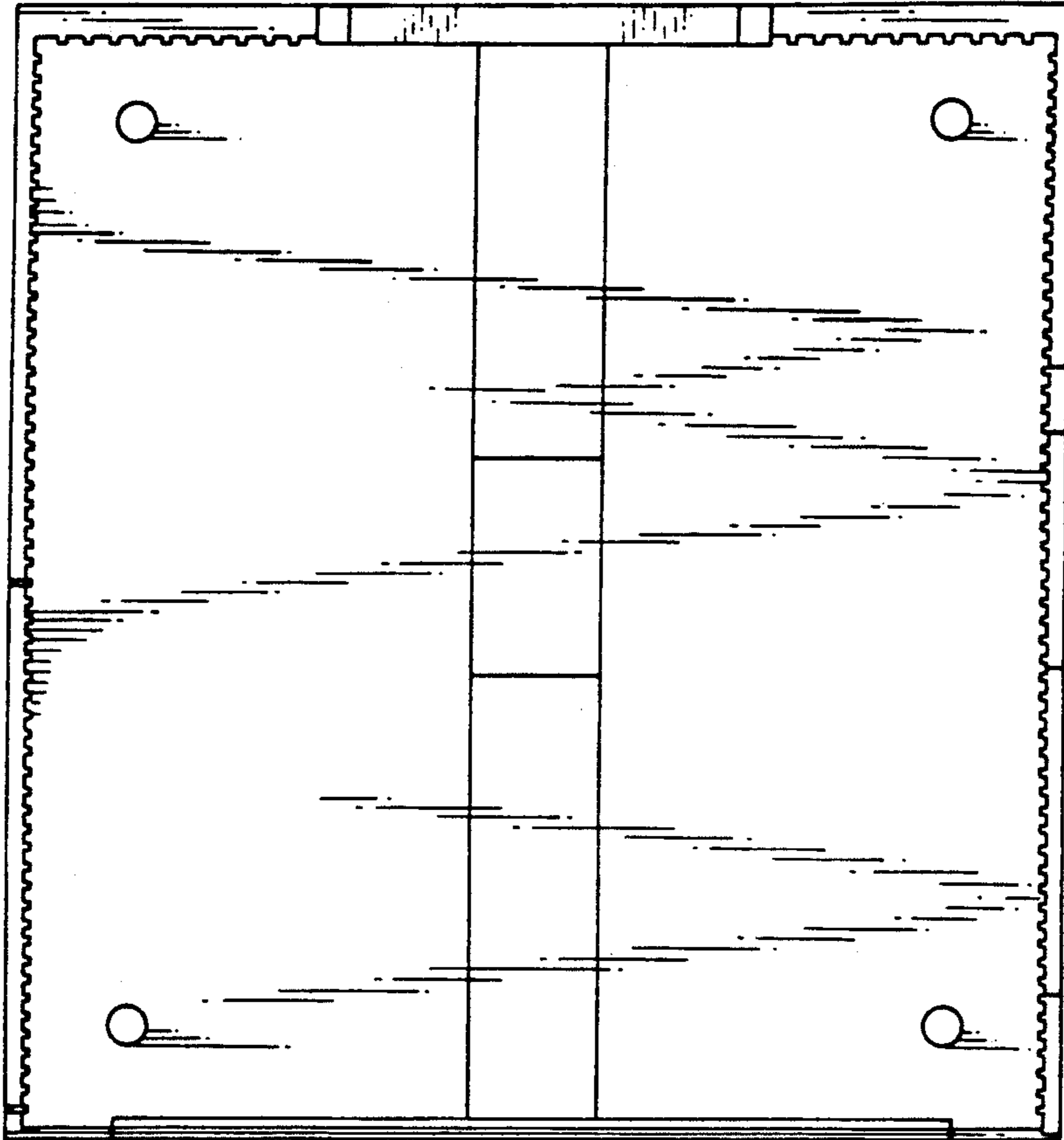
F I G . 4



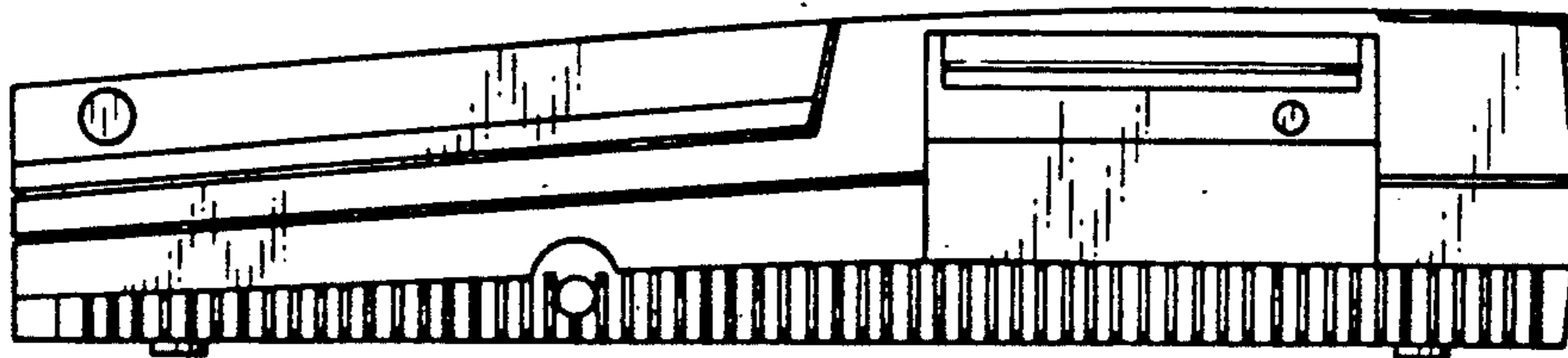
F I G . 5



F I G . 6



F I G . 7



F I G . 8

