

[54] **COMPUTER KEYBOARD**

[75] **Inventor:** Dennis C. Stead, South Orleans, Mass.

[73] **Assignee:** Sun Microsystems, Inc., Mountain View, Calif.

[**] **Term:** 14 Years

[21] **Appl. No.:** 316,439

[22] **Filed:** Feb. 27, 1989

[52] **U.S. Cl.** D14/100; D14/115

[58] **Field of Search** D14/100, 101, 105-107; D18/1, 7, 11, 12; D13/158, 162; 235/145 A, 145 R; 340/700, 706, 710-712; 341/22, 23; 364/706-710; 400/472, 477, 479, 492, 484-489, 682, 691, 693; 200/5 A, 5 R, 6 A, 6 R

[56] **References Cited**

U.S. PATENT DOCUMENTS

D. 290,360 6/1987 Anzalone et al. D14/100

D. 306,288 2/1990 Hsiao et al. D14/115
D. 307,748 5/1990 Cardona et al. D14/115
D. 308,200 5/1990 Sottsass D14/115

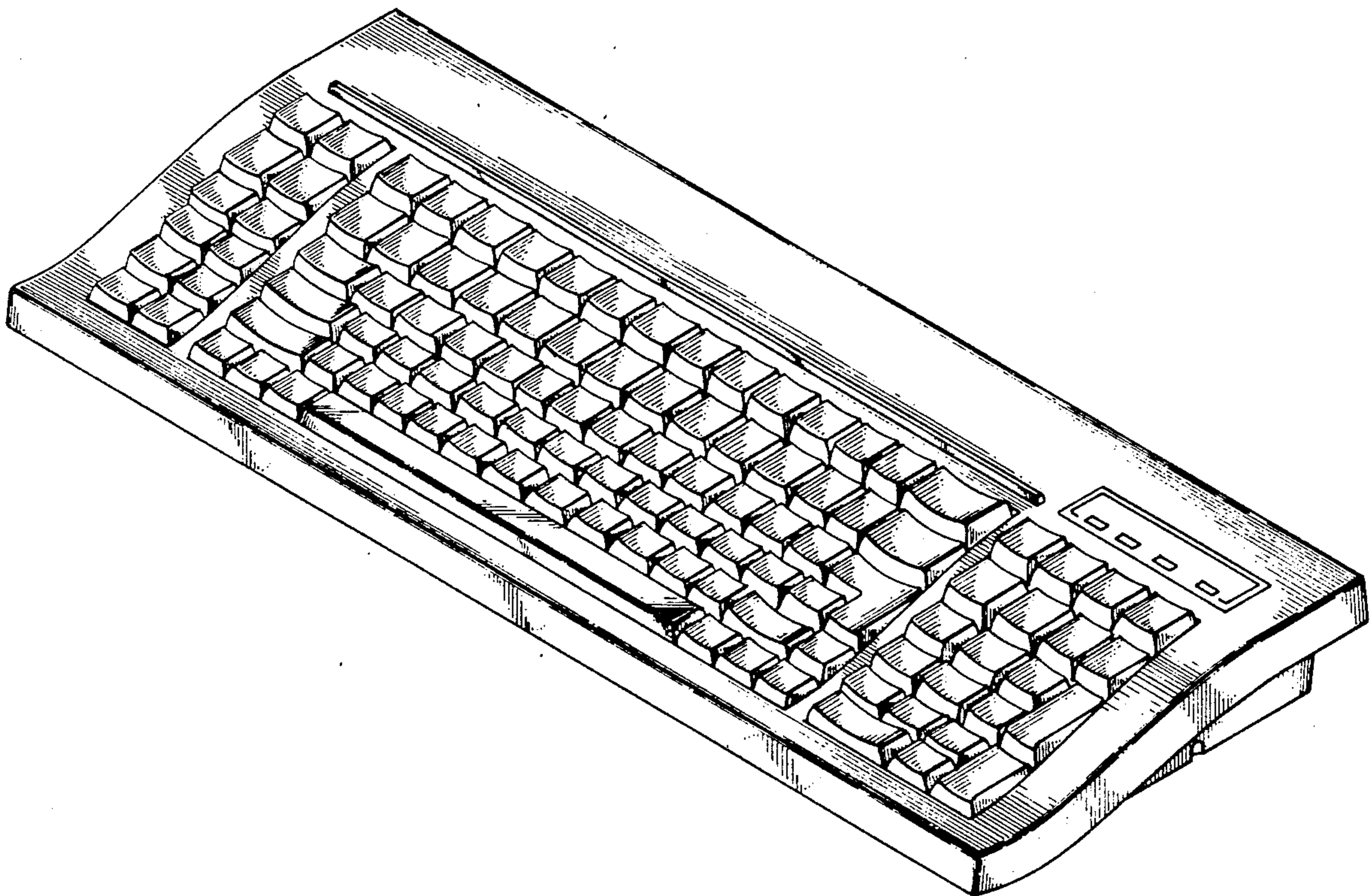
Primary Examiner—Wallace R. Burke
Assistant Examiner—Freda S. Nunn
Attorney, Agent, or Firm—Blakely, Taylor, Sokoloff & Zafman

[57] **CLAIM**

The ornamental design for a computer keyboard, as shown.

DESCRIPTION

FIG. 1 is a top plan view of a computer keyboard showing my new design;
FIG. 2 is a front elevational view thereof;
FIG. 3 is a left side elevational view thereof;
FIG. 4 is a right side elevational view thereof;
FIG. 5 is a back elevational view thereof;
FIG. 6 is a bottom plan view thereof;
FIG. 7 is a top, front, right side perspective view thereof.



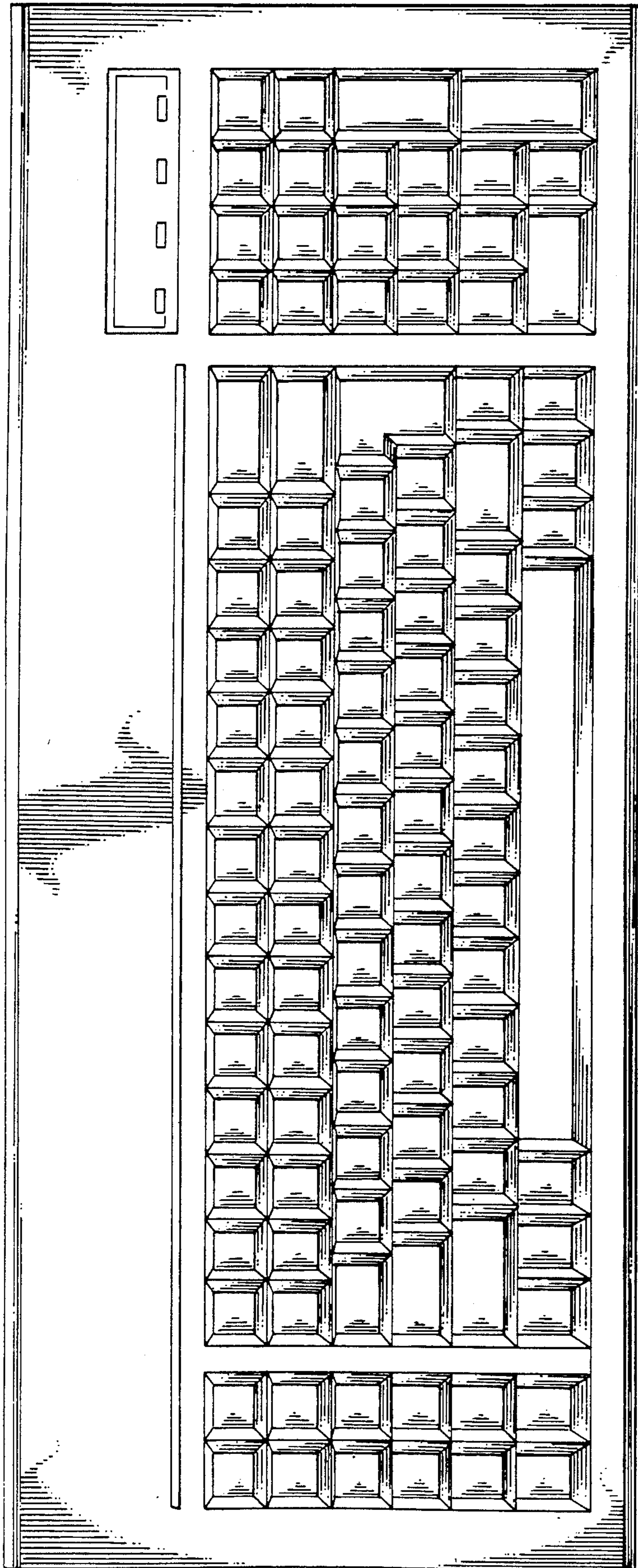


Fig. 1

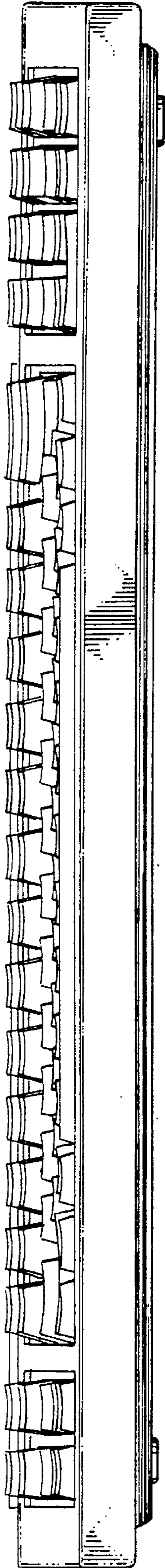


Fig. 2

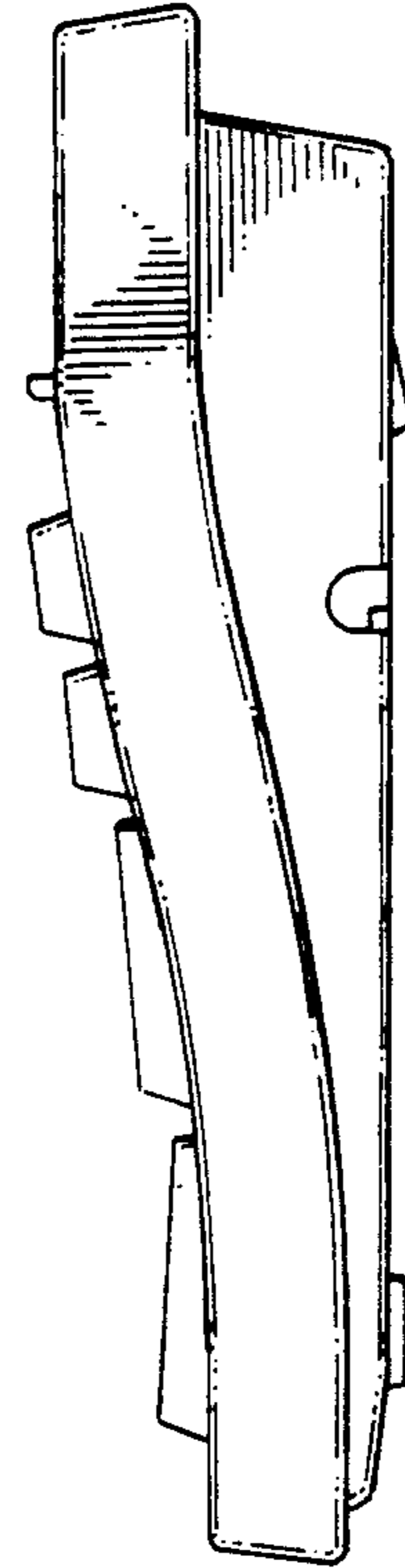


Fig. 4

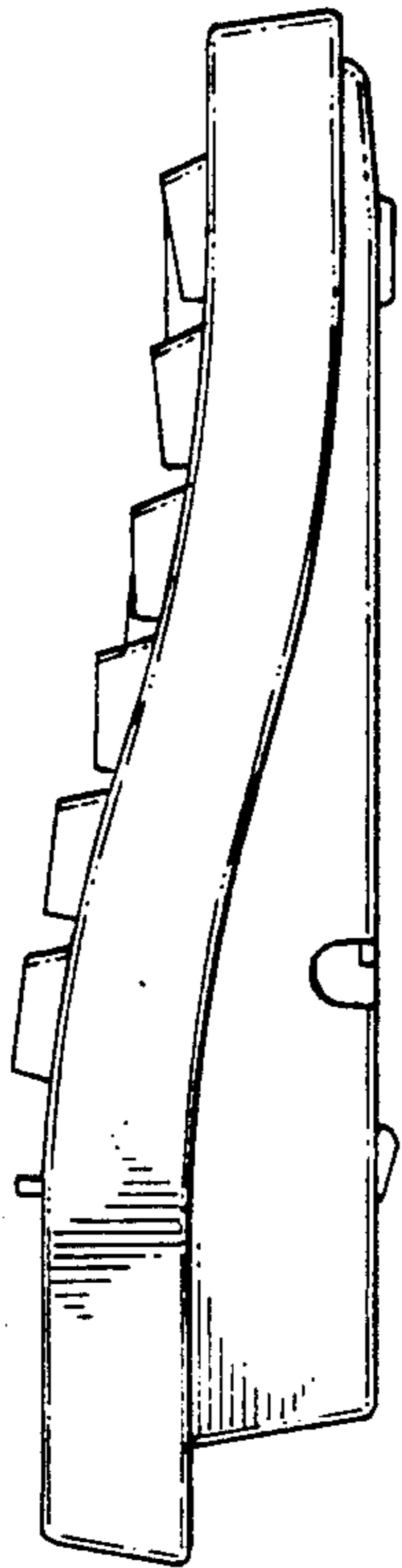


Fig. 3

Fig. 5


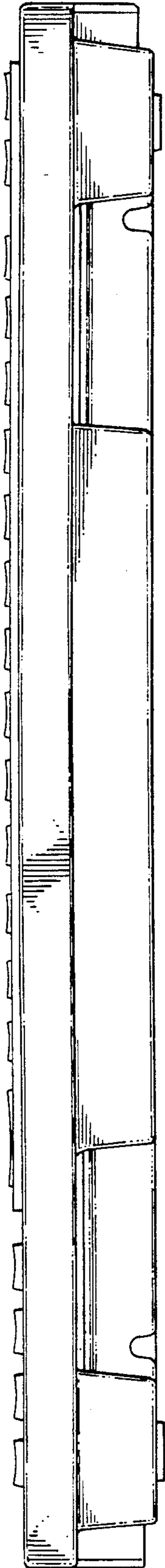


Fig. 6

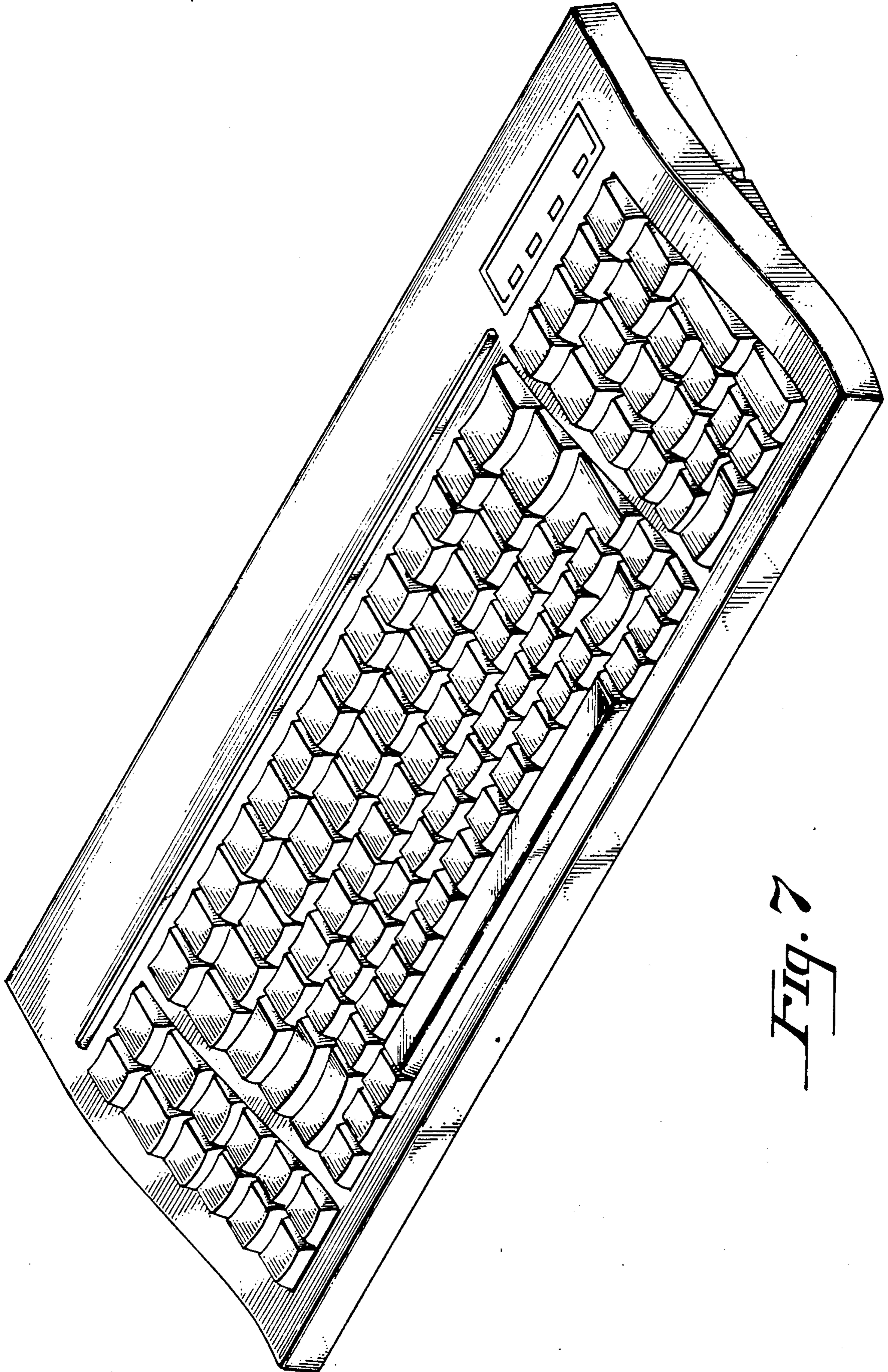


FIG. 7

UNITED STATES PATENT AND TRADEMARK OFFICE
CERTIFICATE OF CORRECTION

PATENT NO. : Des. 320,005
DATED : Sept 17, 1991
INVENTOR(S) : Dennis C. Stead

It is certified that error appears in the above-identified patent and that said Letters Patent is hereby corrected as shown below:

On the title page: Item [56] delete "computer keyboard" insert --Computer Keyboard--.

Signed and Sealed this
Eighteenth Day of January, 1994

Attest:



BRUCE LEHMAN

Attesting Officer

Commissioner of Patents and Trademarks