

[54] MUSICAL INSTRUMENT DIGITAL
INTERFACE PLUG

[75] Inventor: Ryuzo Hirabayashi, Tokyo, Japan

[73] Assignee: MIT, Inc., Tokyo, Japan

[**] Term: 14 Years

[21] Appl. No.: 360,753

[22] Filed: Jun. 2, 1989

[30] Foreign Application Priority Data

Dec. 8, 1988 [JP] Japan 63-47654

[52] U.S. Cl. D13/146

[58] Field of Search D13/146, 147; D14/256;
439/252, 350, 362, 363, 449, 452, 474, 598, 606,
607, 610, 617, 618, 668, 669, 675, 676, 677, 678,
680; 84/645

[56] References Cited

U.S. PATENT DOCUMENTS

D. 298,931 12/1988 Sekiguchi D13/147
4,310,213 1/1982 Fetterolf, Sr. et al. 439/320
4,611,878 9/1986 Hall et al. D13/146 X
4,685,785 8/1987 Yoshida 439/680 X
4,703,989 11/1987 Price et al. 439/606 X
4,824,402 4/1989 Sorimachi 439/680

FOREIGN PATENT DOCUMENTS

3308492 9/1984 Fed. Rep. of Germany 439/581

OTHER PUBLICATIONS

Hosiden Connectors on p. 11 of 1986 Catalog.
Cable Connectors on p. 35 of 1987 INMAC Catalog.

Primary Examiner—Susan J. Lucas

Assistant Examiner—J. Sincavage

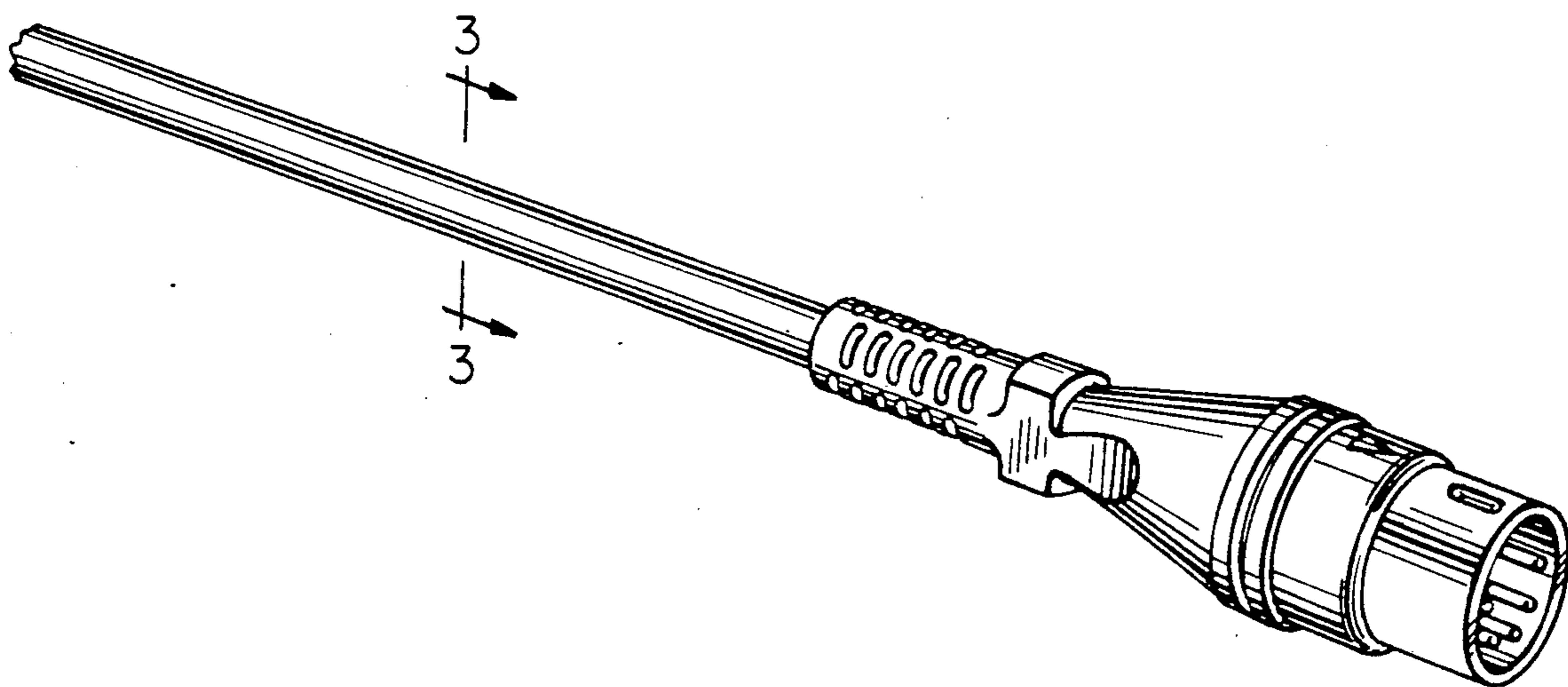
Attorney, Agent, or Firm—Fleit, Jacobson, Cohn, Price,
Holman & Stern

[57] CLAIM

The ornamental design for a musical instrument digital
interface plug, as shown and described.

DESCRIPTION

FIG. 1 is a perspective view of a musical instrument
digital interface plug showing my new design;
FIG. 2 is an end view thereof;
FIG. 3 is a sectional view taken along line 3—3 of FIG.
1;
FIG. 4 is a top plan view thereof;
FIG. 5 is a right side elevational view thereof, the left
side elevational view thereof being a mirror image;
FIG. 6 is a bottom plan view thereof.



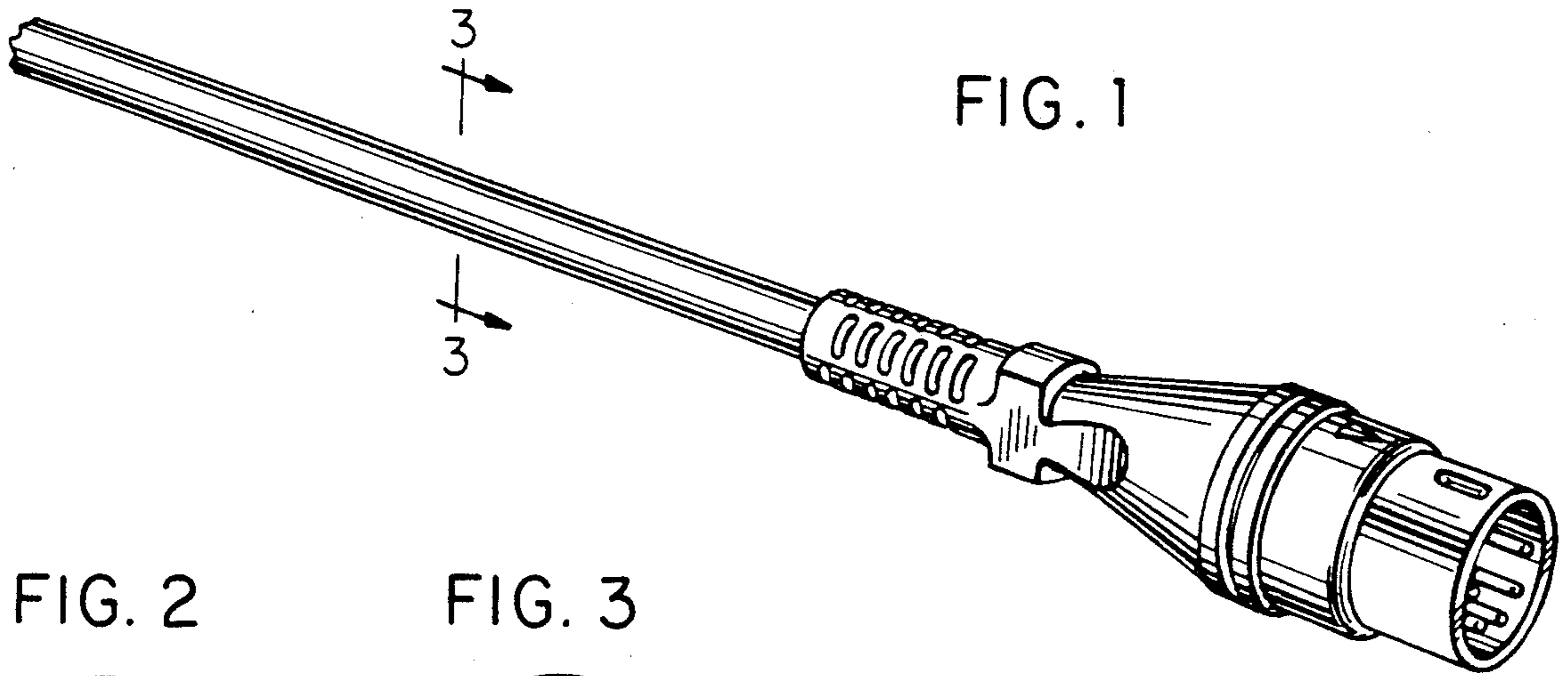


FIG. 2

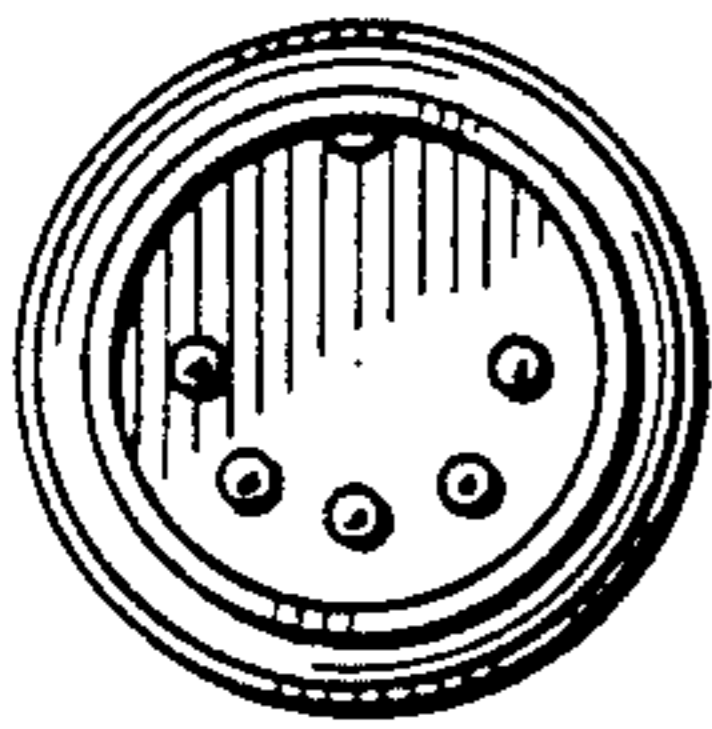


FIG. 3

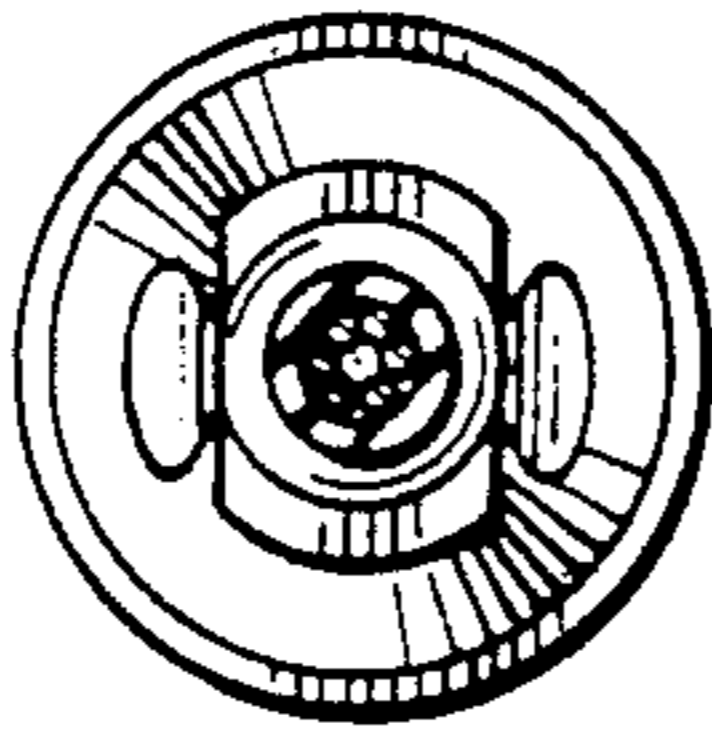


FIG. 4




FIG. 5

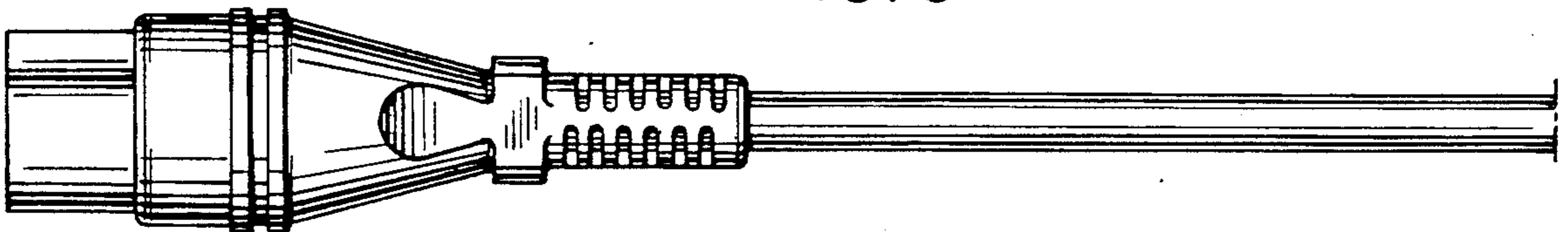


FIG. 6

