

**United States Patent** [19]  
**Goller**

[11] **Patent Number: Des. 319,997**  
[45] **Date of Patent: \*\* Sep. 17, 1991**

[54] **RING PADDLE OR SIMILAR ARTICLE**  
[75] **Inventor: Herbert Goller, Pittsburgh, Pa.**  
[73] **Assignee: Ardex, Incorporated, Coraopolis, Pa.**  
[\*\*] **Term: 14 Years**  
[21] **Appl. No.: 441,908**  
[22] **Filed: Nov. 28, 1989**  
[52] **U.S. Cl. .... D12/215; D7/682**  
[58] **Field of Search ..... D12/215; 440/101, 102;  
416/75, 76, 77, 70, 74, 72, 73; D7/682, 380**

4,897,062 1/1990 Watson ..... 440/101

**FOREIGN PATENT DOCUMENTS**

56314 4/1912 Switzerland ..... D7/682

*Primary Examiner—Kay H. Chin*

[57] **CLAIM**

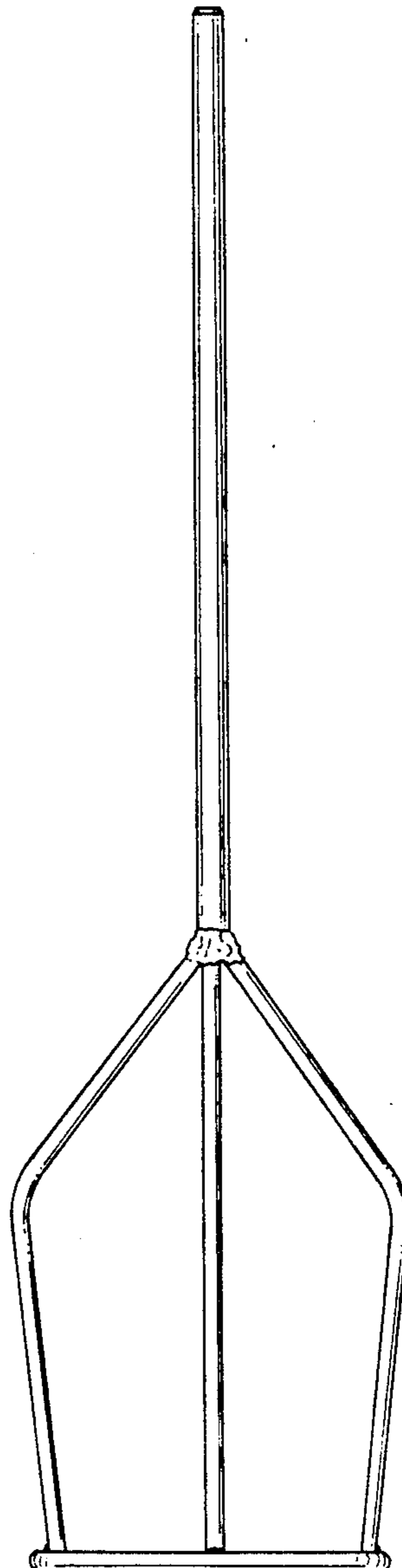

The ornamental design for ring paddle or similar article, as shown and described.

**DESCRIPTION**

FIG. 1 is a bottom plan view of a ring paddle or similar article showing my new design;  
FIG. 2 is a top plan view thereof;  
FIG. 3 is a side elevational view thereof, the opposite side view being a mirror image of that shown; and  
FIG. 4 is a front elevational view thereof, the rear view being a mirror image of that shown.

[56] **References Cited**  
**U.S. PATENT DOCUMENTS**

2,785,718 3/1957 Moos ..... D7/682  
3,800,734 4/1974 Whang ..... 440/101  
4,810,217 3/1989 Bell ..... 440/101






FIG. 1




FIG. 2

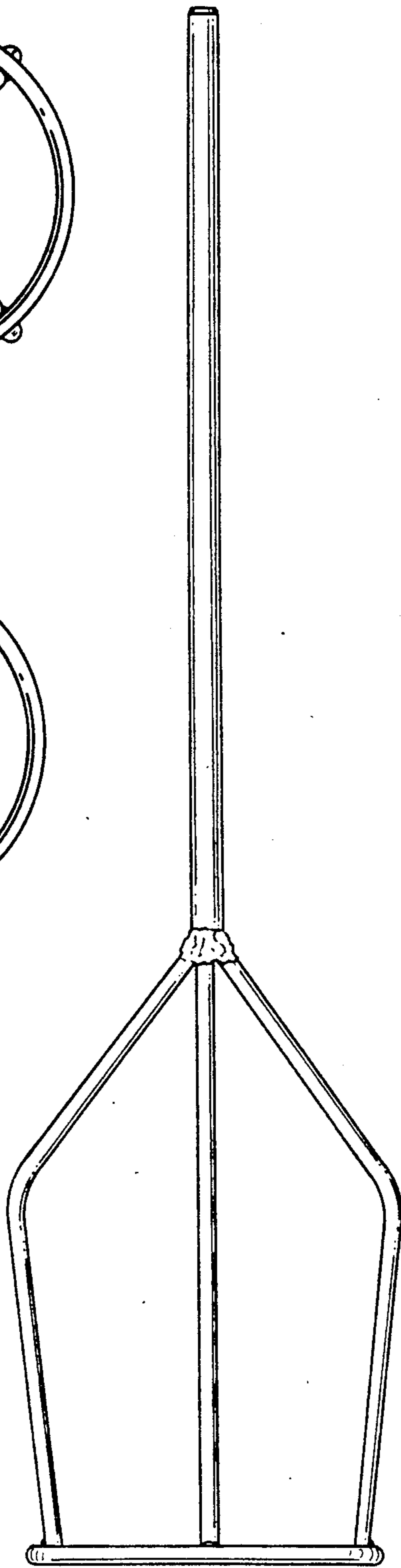


FIG. 3

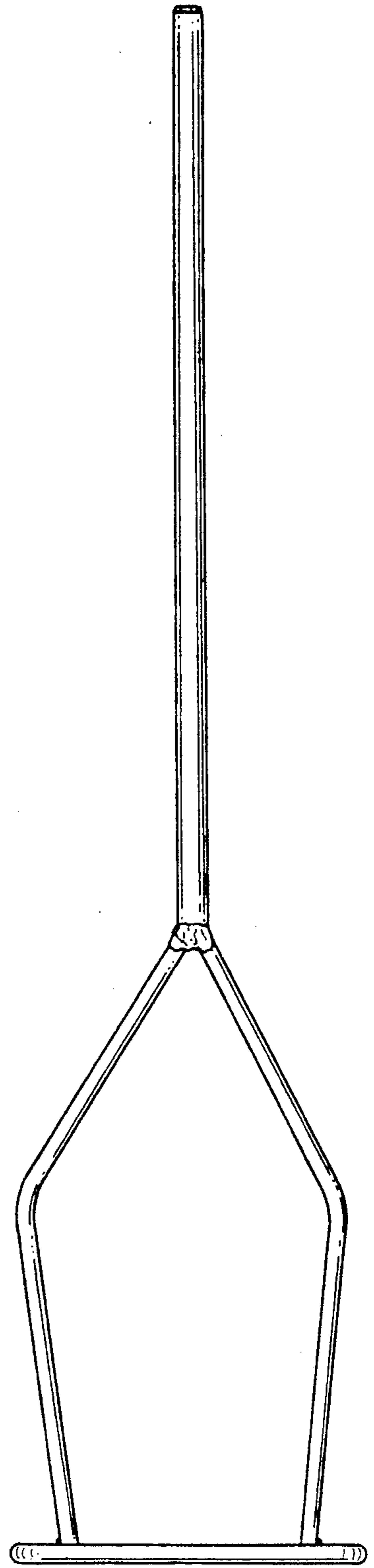


FIG. 4