

[54] WRISTWATCH

1823 1/1890 Switzerland 368/238

[76] Inventor: Benjamin E. Woomer, 1597 E. 30th St., Cleveland, Ohio 44114

OTHER PUBLICATIONS

Swiss Watch & Jewellery Jou., Watch, 1/1987, p. 49, found in A.V. 293 Ex. Holtje's Art. Jeweler's Circular & Keystone, Watches, 2/1986, 48, found in A.V. 293 Ex. Holtje's Art.

[**] Term: 14 Years

[21] Appl. No.: 273,509

[22] Filed: Nov. 21, 1988

[52] U.S. Cl. D10/39

[58] Field of Search D10/30-32, D10/38, 39, 122-126; D11/1-4; 368/223-229, 232, 238, 276-278, 281, 292-296

Primary Examiner—Nelson C. Holtje Assistant Examiner—Antoine D. Davis Attorney, Agent, or Firm—D. Peter Hochberg; Mark Kusner; Louis J. Weisz

[57] CLAIM

The ornamental design for a wristwatch, as shown and described.

[56] References Cited

U.S. PATENT DOCUMENTS


- D. 145,831 10/1946 Arpels D10/39 X
D. 165,599 1/1952 Newhouse D10/38
D. 178,091 6/1956 Spacks D10/39
D. 231,662 5/1974 Fusillo D10/32
D. 299,117 12/1988 Maroni D10/39 X
D. 314,153 1/1991 Katajski D10/32
2,562,607 7/1951 Ford 368/281
3,464,200 9/1969 Merrick D10/31 X

FOREIGN PATENT DOCUMENTS

- 4071 1/1890 Fed. Rep. of Germany 368/238

DESCRIPTION

FIG. 1 is a top plan view of a wristwatch showing my new design, the dotted line showing of a fragmented strap is for illustrative purposes and forms no part of the claimed design; FIG. 2 is a right side elevational view; FIG. 3 is a bottom plan view; FIG. 4 is a left side elevational view; FIG. 5 is a top plan view; and FIG. 6 is a bottom plan view thereof.



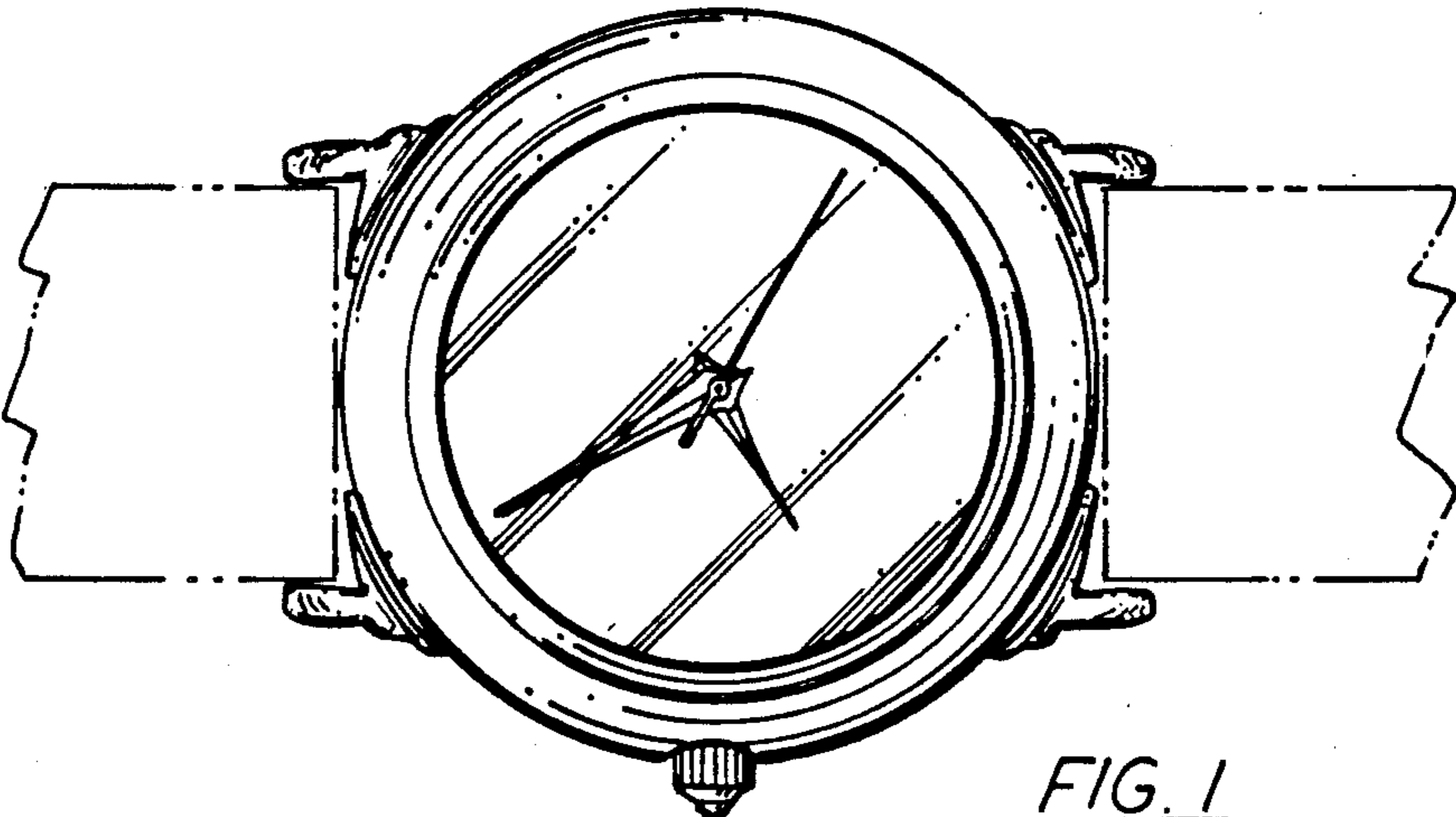


FIG. 1



FIG. 2

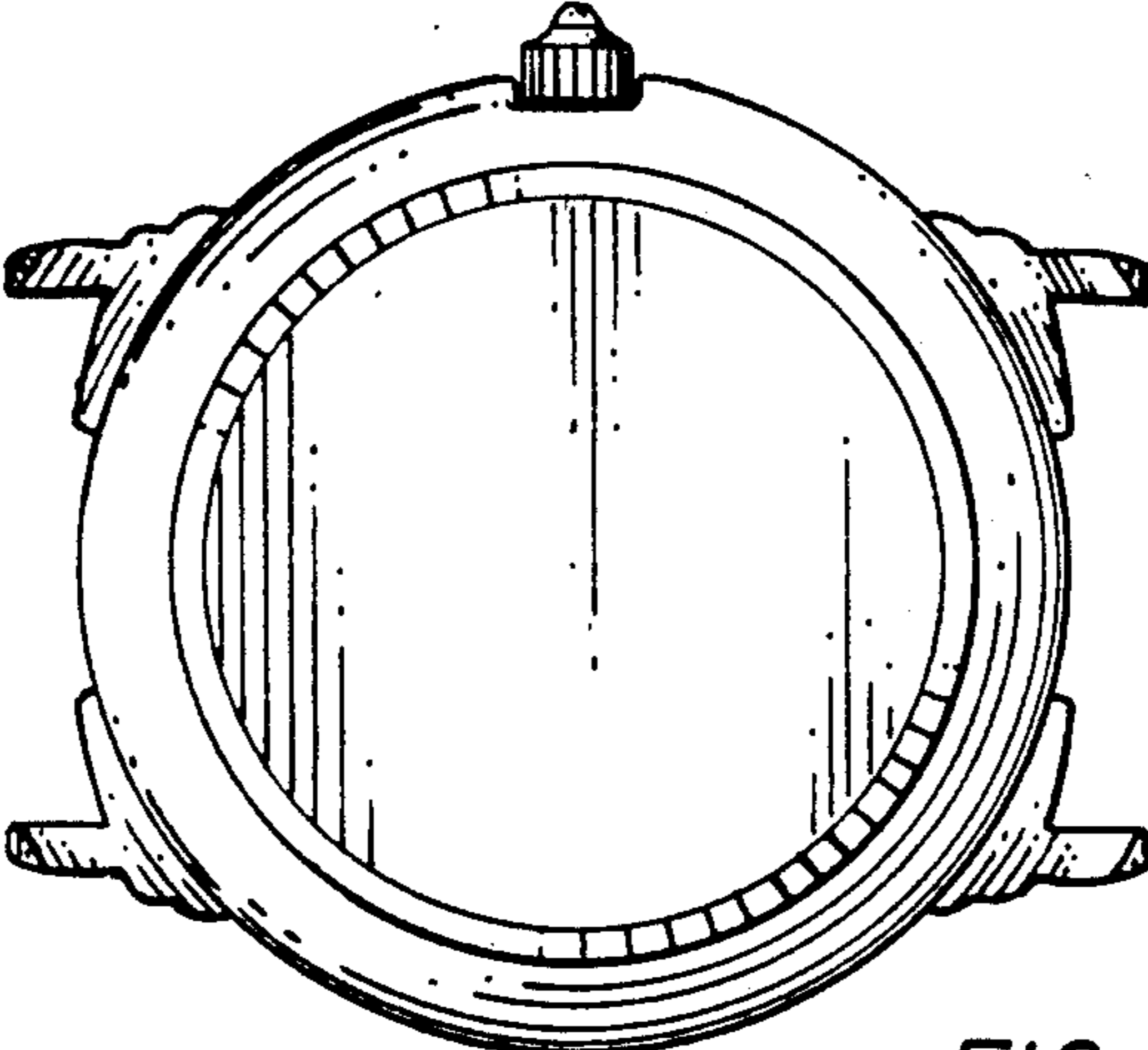


FIG. 3



FIG. 4




FIG. 5




FIG. 6