

[54] DISPENSING CLOSURE

[75] Inventor: Robert C. Johnson, Okeana, Ohio

[73] Assignee: The Proctor & Gamble Company, Cincinnati, Ohio

[**] Term: 14 Years

[21] Appl. No.: 421,459

[22] Filed: Oct. 13, 1989

[52] U.S. Cl. D9/434; D9/447

[58] Field of Search D9/434, 447, 359, 361, D9/453; 222/142.1; 215/307; D7/591, 596; D28/7, 82

[56] References Cited

U.S. PATENT DOCUMENTS

D. 101,991	11/1936	Humphrey	D9/447
D. 102,857	1/1937	Peters	D9/447
D. 120,719	5/1940	Johnson et al.	D7/596
D. 195,150	4/1963	Miller	D9/447
D. 195,284	5/1963	Miller	D9/447
D. 204,573	4/1966	Johns	D9/447
D. 218,289	8/1970	Posada	D9/447
D. 225,620	12/1972	Schmid	D9/453
D. 239,600	4/1976	Newman	D9/447
D. 239,602	4/1976	Newman	D9/447

D. 239,603	4/1976	Newman	D9/447
D. 240,403	7/1976	Newman	D9/447
D. 240,601	7/1976	Newman	D9/447
D. 242,129	11/1976	Hasegawa et al.	D9/447
D. 306,563	3/1990	Johnson	D9/434
D. 312,785	12/1990	Tucker	D9/447

OTHER PUBLICATIONS

Drug and Cosmetic Industry; May 1984; p. 72; Container Closure (lower left).

Primary Examiner—B. J. Bullock
Assistant Examiner—Dominic Simone
Attorney, Agent, or Firm—R. C. Witte; T. H. O’Flaherty; J. V. Gorman

[57] CLAIM

The ornamental design for a dispensing closure, as shown and described.

DESCRIPTION

FIG. 1 is a top plan view for a dispensing closure embodying my new design;
FIG. 2 is a front elevational view thereof, the back elevational view being identical;
FIG. 3 is a right side elevational view thereof, the left side elevational view being identical; and
FIG. 4 is a bottom plan view thereof.





Fig.1




Fig. 2




Fig. 3

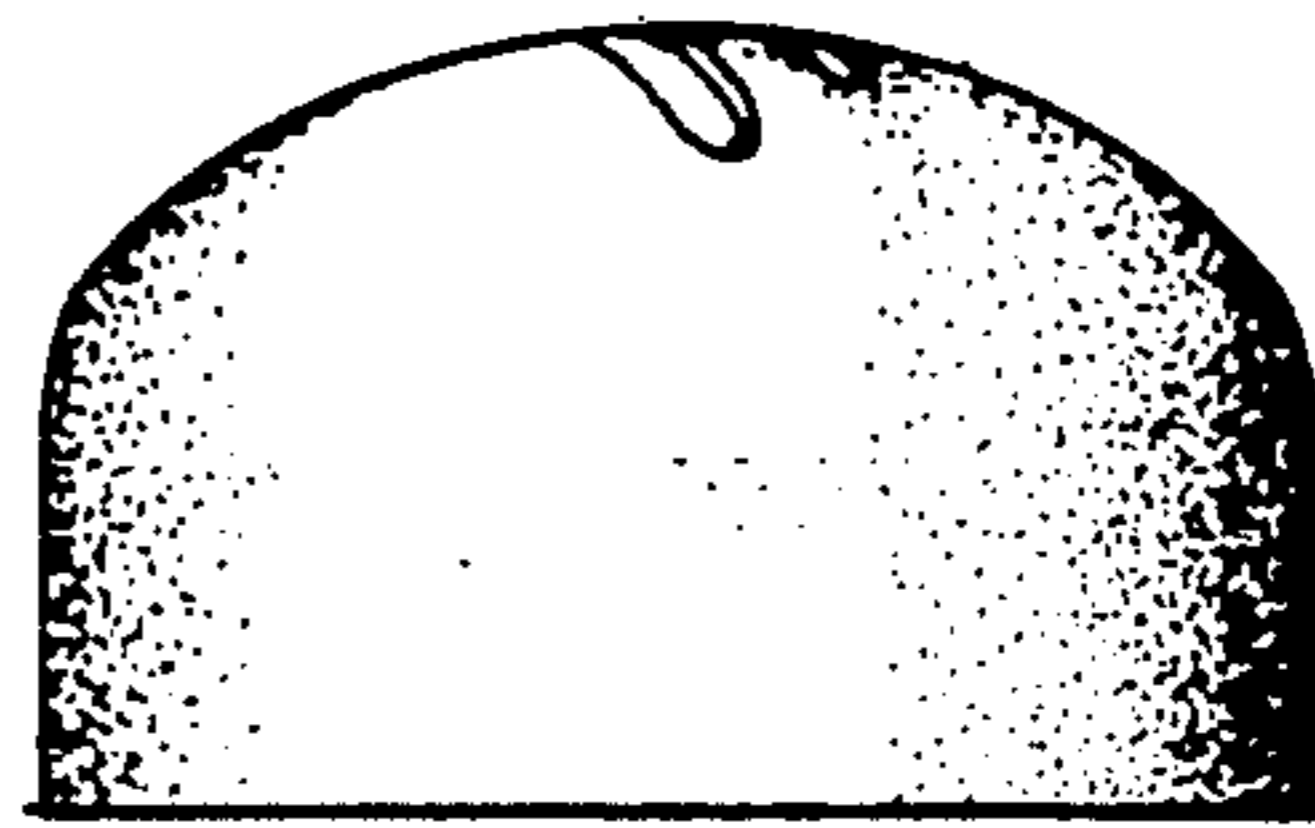


Fig. 4

