

[54] DISPENSING BOTTLE

[75] Inventors: Rodney G. Offley, Rothley; Brian G. Tunnah, Cramlington, both of England

[73] Assignee: The Procter & Gamble Company, Cincinnati, Ohio

[\*\*] Term: 14 Years

[21] Appl. No.: 273,434

[22] Filed: Nov. 18, 1988

[30] Foreign Application Priority Data

May 18, 1988 [GB] United Kingdom ..... 1050834

[52] U.S. Cl. .... D9/376; D9/338

[58] Field of Search ..... D9/376, 374, 337, 338, D9/373, 375, 370, 378, 434, 435, 436, 447, 382; 215/1 R, 1 C; D24/59-63; 222/420, 566

[56] References Cited

U.S. PATENT DOCUMENTS

- D. 184,636 3/1959 Pickerell ..... D9/410
- D. 192,758 5/1962 Rijnovan ..... D9/443

- D. 241,817 10/1976 Campbell et al. .... D9/375
- D. 302,245 7/1989 Ross ..... D9/376
- D. 302,246 7/1989 Ross ..... D9/376
- D. 302,947 8/1989 Segati ..... D9/376
- D. 303,629 9/1989 Olson ..... D9/376
- D. 303,630 9/1989 Beechuk ..... D9/376
- D. 304,998 12/1989 Pardo et al. .... D9/376

Primary Examiner—Melvin B. Feifer  
Assistant Examiner—Lucy Lieberman  
Attorney, Agent, or Firm—J. V. Gorman; T. H. O’Flaherty; R. C. Witte

[57] CLAIM

The ornamental design for a dispensing bottle, as shown and described.

DESCRIPTION

FIG. 1 is a front elevational view of a dispensing bottle embodying our new design, the rear elevational view being a mirror image thereof; FIG. 2 is a view looking from the left side of FIG. 1; FIG. 3 is a view looking from the right side of FIG. 1; FIG. 4 is a top plan view of the dispensing bottle; and FIG. 5 is a bottom plan view of the dispensing bottle.

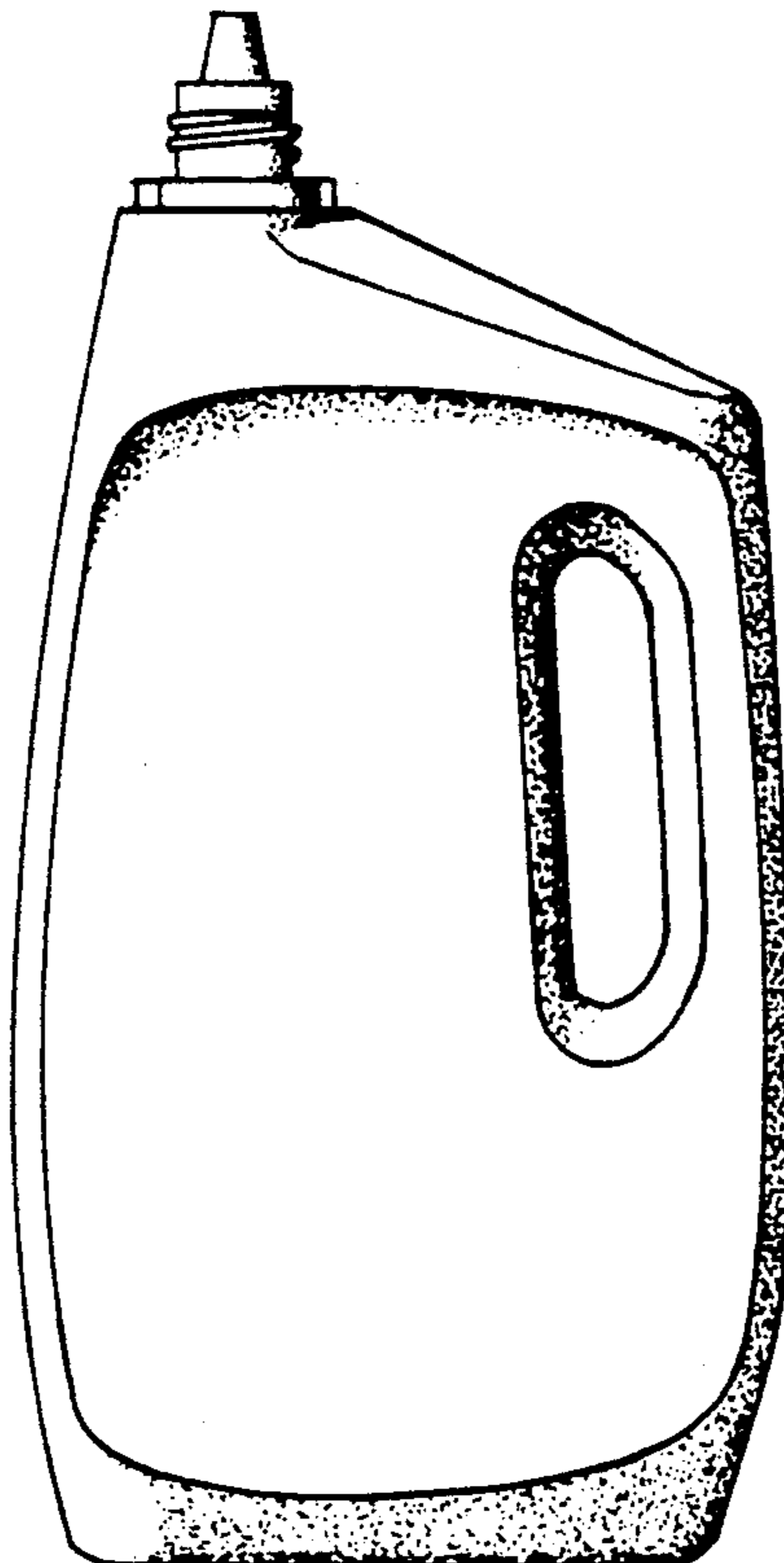


Fig. 4




Fig. 2




Fig. 1

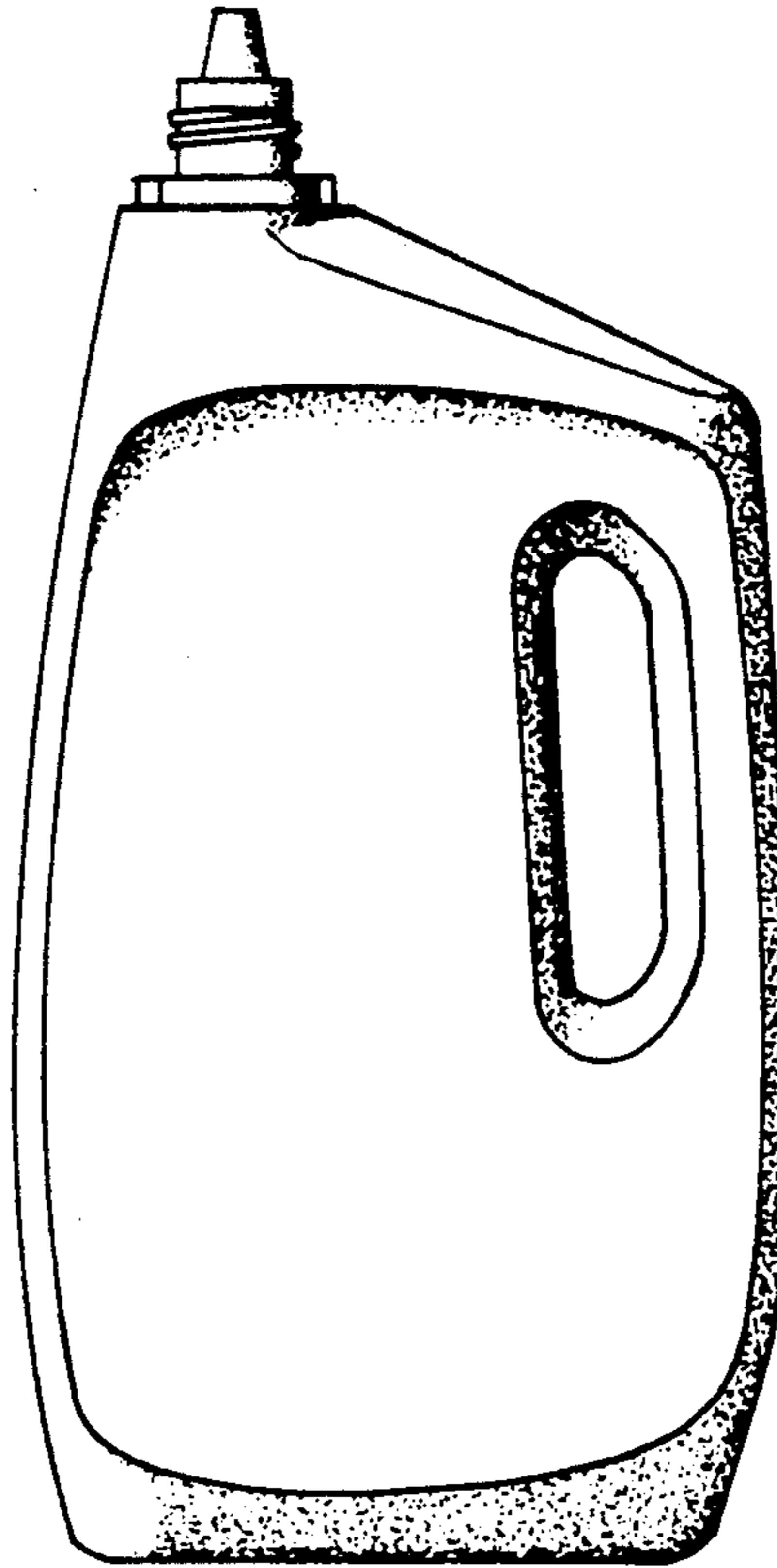


Fig. 3

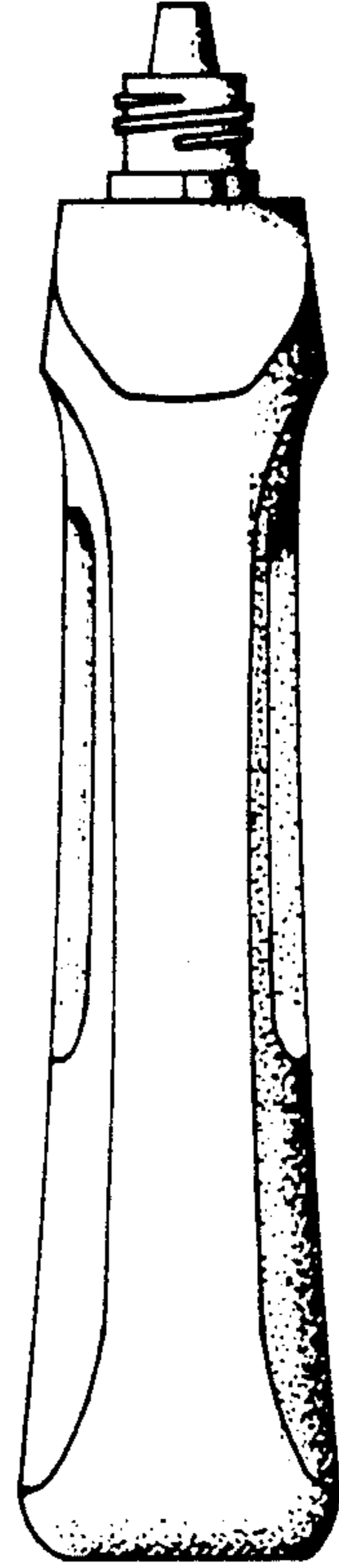


Fig. 5

