

[54] DISPENSING BOTTLE

[75] Inventors: Rodney G. Offley, Rothley; Brian G. Tunnah, Cramlington, both of England

[73] Assignee: The Procter & Gamble Company, Cincinnati, Ohio

[**] Term: 14 Years

[21] Appl. No.: 273,432

[22] Filed: Nov. 18, 1988

[30] Foreign Application Priority Data

May 18, 1988 [GB] United Kingdom 1050835

[52] U.S. Cl. D9/376; D9/338

[58] Field of Search D9/376, 374, 337, 338, D9/382, 373, 375, 370, 378, 434, 435, 436, 447; 215/1 R, 1 C; D24/63, 59, 62, 60, 61; 222/420, 566

[56] References Cited

U.S. PATENT DOCUMENTS

D. 184,636 3/1959 Pickerell D9/410

D. 192,758	5/1962	Rijnovan	D9/443
D. 241,817	10/1976	Campbell et al.	D9/375
D. 252,795	9/1979	Campbell et al.	D9/376
D. 302,245	7/1989	Ross	D9/376
D. 302,246	7/1989	Ross	D9/376
D. 303,629	9/1989	Olson	D9/376
D. 303,630	9/1989	Beechuk	D9/376
D. 304,297	10/1989	Segati	D9/376

Primary Examiner—Melvin B. Feifer
Assistant Examiner—Lucy Lieberman
Attorney, Agent, or Firm—J. V. Gorman; T. H. O’Flaherty; R. C. Witte

[57] CLAIM

The ornamental design for a dispensing bottle, as shown and described.

DESCRIPTION

FIG. 1 is a front elevational view of a dispensing bottle embodying our new design, the rear elevational view being a mirror image thereof; FIG. 2 is a view looking from the left side of FIG. 1; FIG. 3 is a view looking from the right side of FIG. 1; FIG. 4 is a top plan view of the dispensing bottle; and FIG. 5 is a bottom plan view of the dispensing bottle.

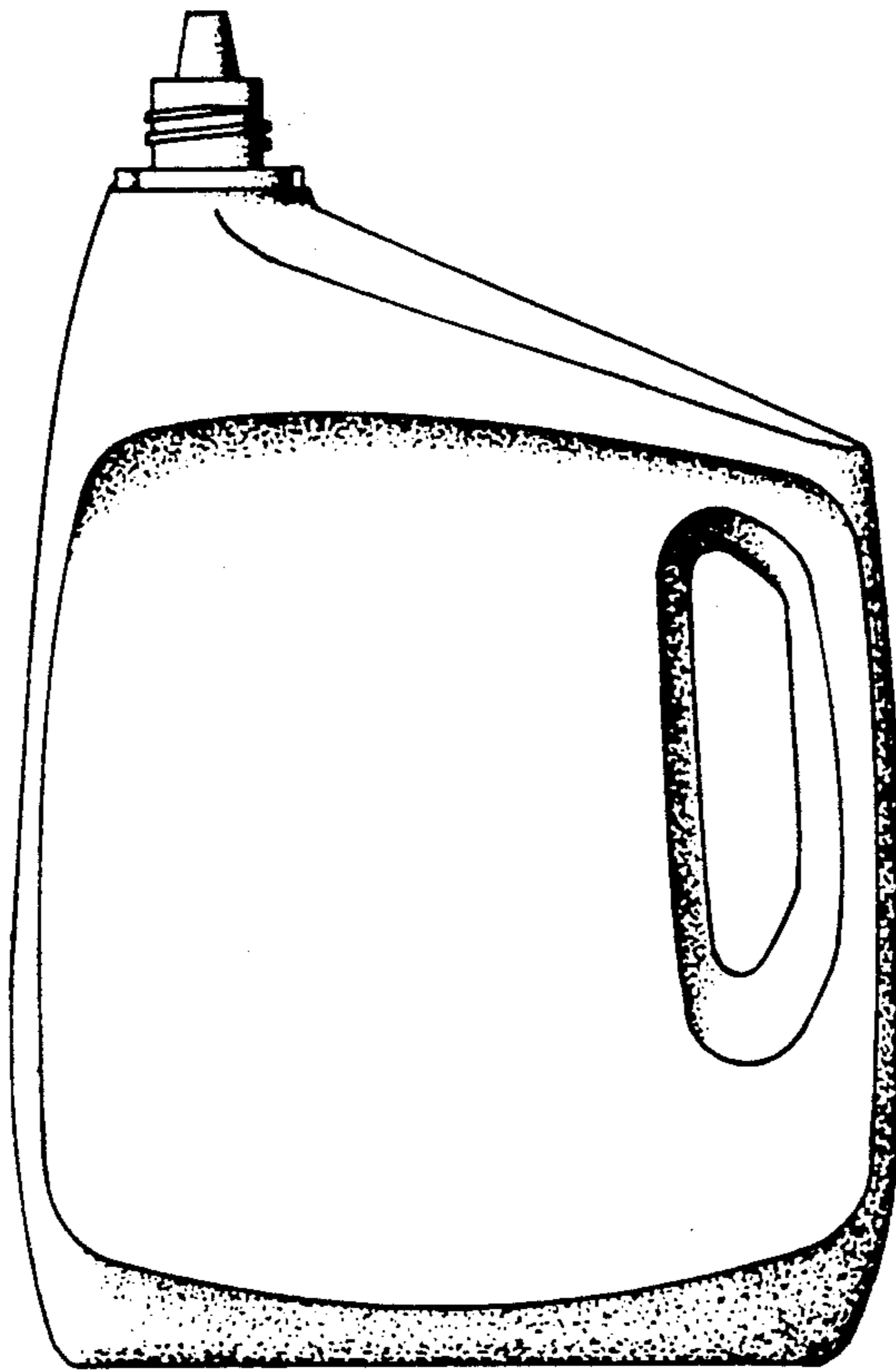


Fig. 4




Fig. 2

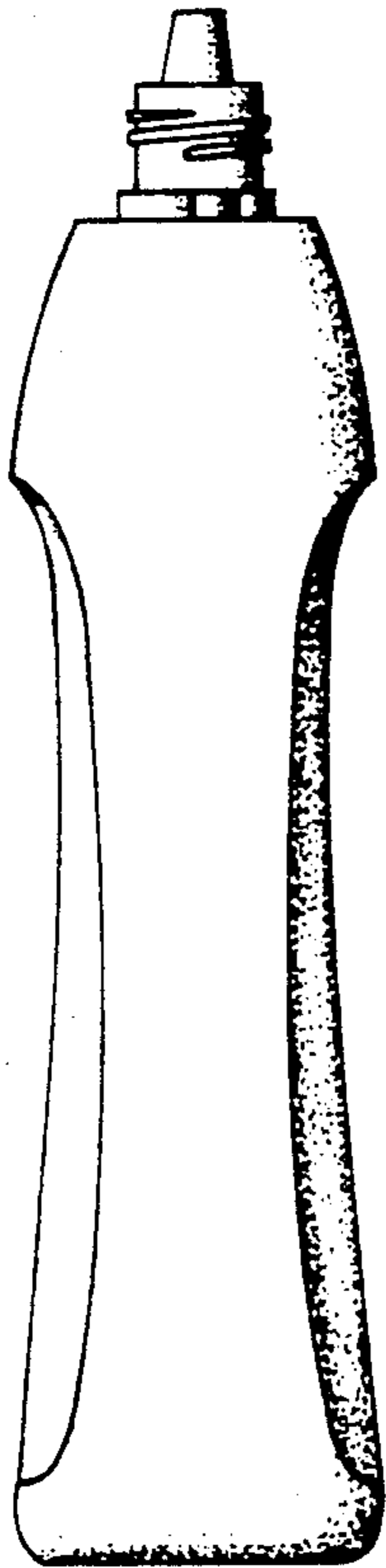


Fig. 1

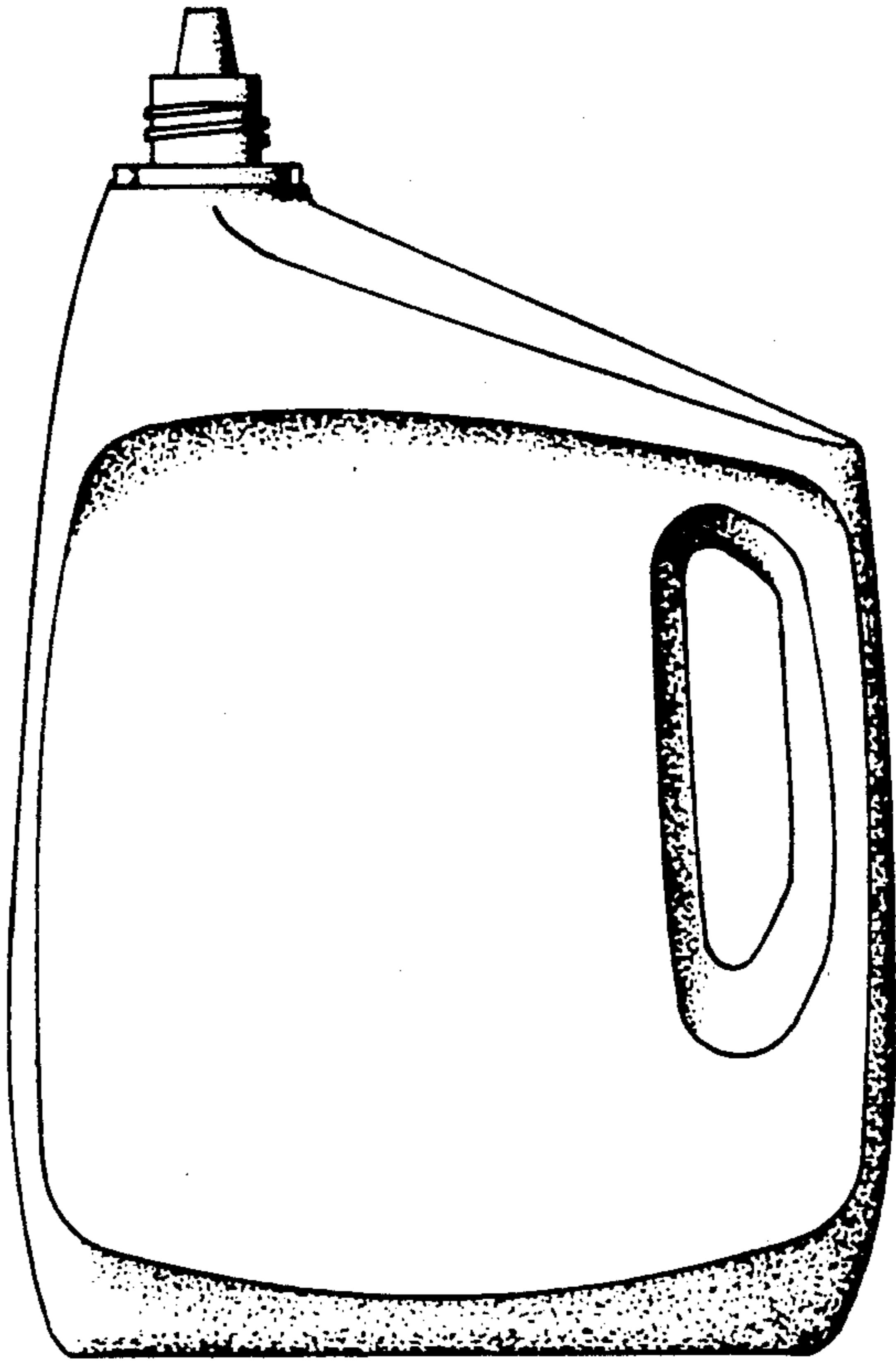


Fig. 3




Fig. 5

