

[54] **FENCE MENDING PLIERS**

[75] Inventor: **Karl G. Fletcher, Buffalo, Mo.**
[73] Assignee: **Buffalo Fencing Pliers, Inc., Buffalo, Mo.**
[**] Term: **14 Years**
[21] Appl. No.: **213,730**
[22] Filed: **Jun. 30, 1988**
[52] U.S. Cl. **D8/52; D8/54; D8/81**
[58] Field of Search **D8/52, 81, 98, 58; 7/117, 127, 130, 131, 107, 137, 133**

[56] **References Cited**

U.S. PATENT DOCUMENTS

D. 260,132	8/1981	Shaffer	D8/52
D. 269,408	12/1982	Goodfellow	7/130 X
D. 282,901	3/1986	Quinn	D8/98 X
3,525,107	8/1970	Hays	7/107
3,871,078	3/1975	Ogle	D8/58 X
3,877,833	4/1975	Thornton et al.	D8/98 X

OTHER PUBLICATIONS

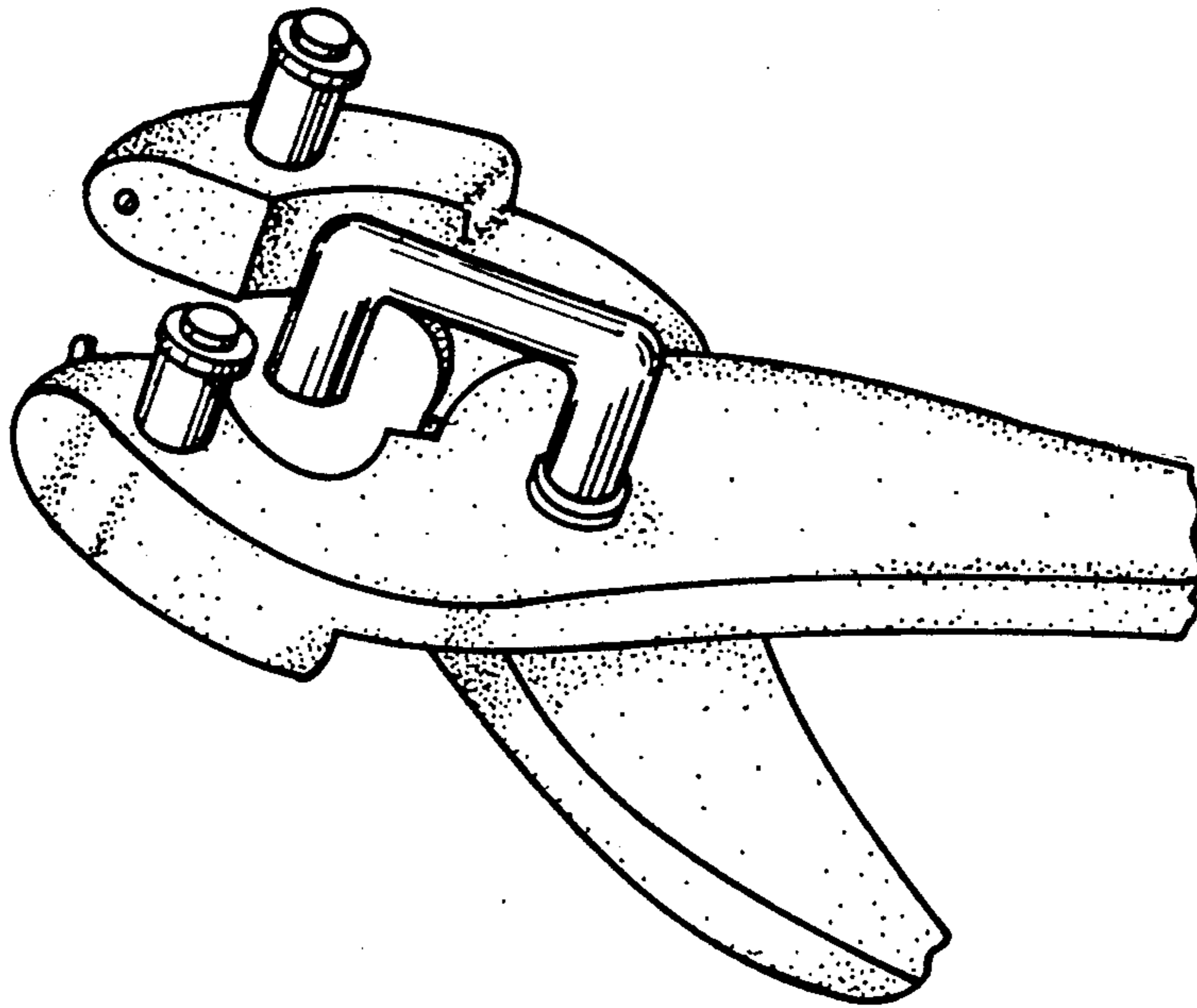
Easco Hand Tools Cat. 1981, p. 34.
S. K. Wayne Cat. No. 164, p. 28.
Primary Examiner—Bruce W. Dunkins
Assistant Examiner—Monica Hannon
Attorney, Agent, or Firm—Richard C. Litman

[57] **CLAIM**

The ornamental design for a fence mending pliers, as shown and described.

DESCRIPTION

FIG. 1 is a front and right side perspective view of fence mending pliers in enlarged scale showing my new design, the handle portion of the design being broken away for clarity;
FIG. 2 is a front elevational view thereof;
FIG. 3 is a right side elevational view thereof;
FIG. 4 is a rear elevational view thereof;
FIG. 5 is a left side elevational view thereof; and
FIG. 6 is a top plan view thereof.



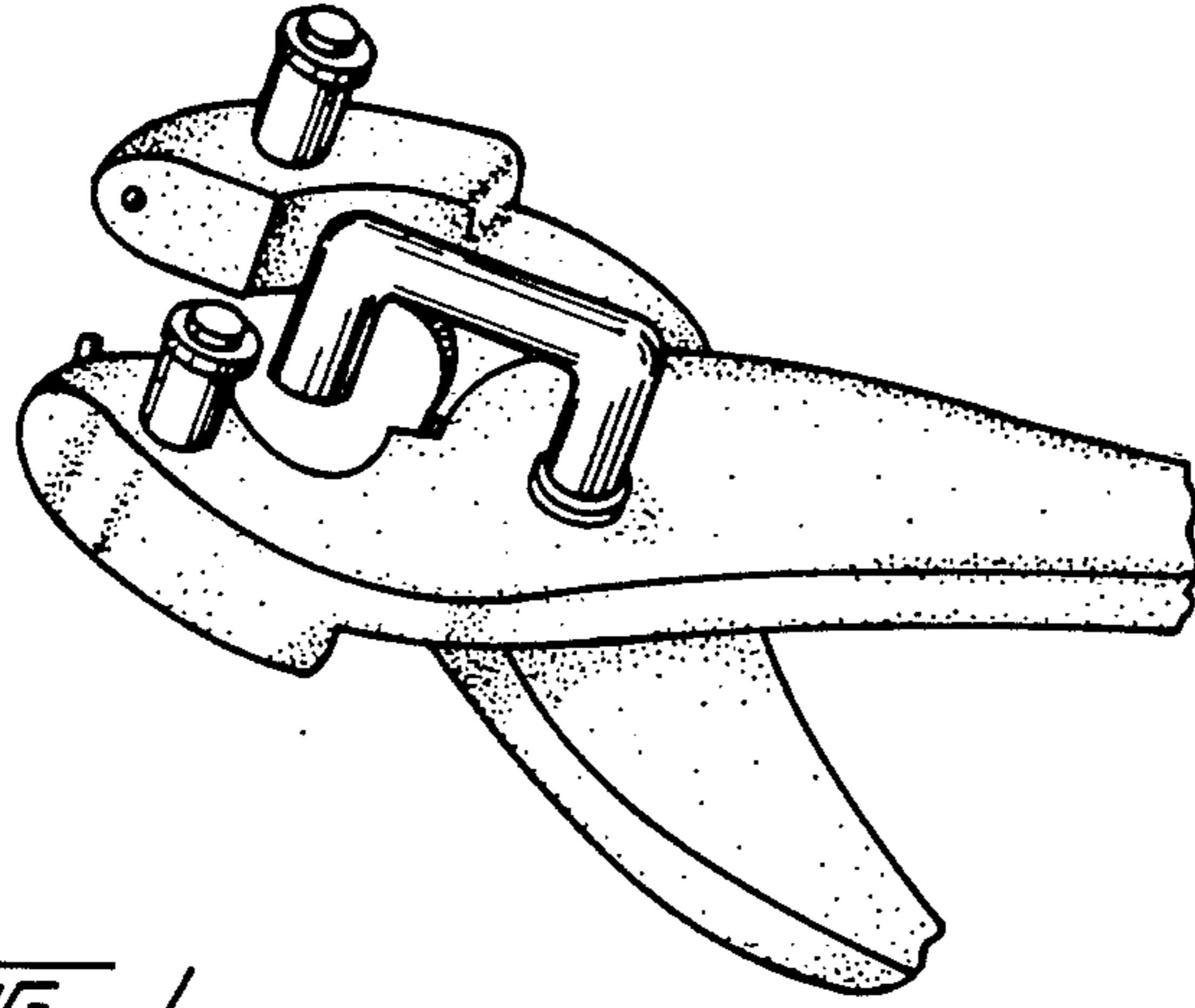


FIG - 1

FIG - 6

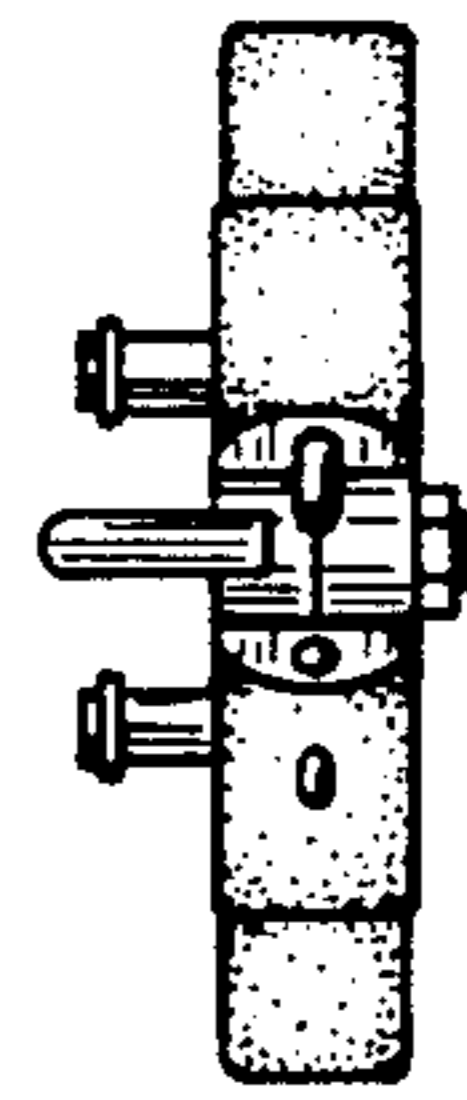


FIG - 2

FIG - 3

FIG - 4

FIG - 5

