

[54] SHOE SOLE

[75] Inventor: Kiyotaka Nakano, Kurume, Japan

[73] Assignee: Kabushiki Kaisha Asahi Corporation, Tokyo, Japan

[**] Term: 14 Years

[21] Appl. No.: 382,966

[22] Filed: Jul. 21, 1989

[30] Foreign Application Priority Data

Jan. 23, 1989 [JP] Japan 1-2075

[52] U.S. Cl. D2/321

[58] Field of Search D2/264, 265, 273, 274, D2/308-314, 317-322; 36/25 R, 28, 29, 30 R, 32 R, 43, 44, 59 R, 59 C, 102-106, 112-114, 132, 136

[56] References Cited

U.S. PATENT DOCUMENTS

- D. 80,361 1/1930 Crowley D2/320
- D. 159,302 7/1950 Steinhilber D2/320
- D. 229,456 12/1973 Plampton et al. D2/321
- D. 247,832 5/1978 Glasgow et al. D2/321

- d. 249,199 9/1978 Anderson D2/274
- D. 260,452 9/1981 Greenblatt et al. D2/321
- D. 278,903 1/1987 Jones et al. D2/321
- D. 281,287 11/1985 Vitrac D2/321
- 3,402,485 9/1968 McMorrow D2/321 X
- 4,562,651 1/1986 Frederick et al. D2/320 X

FOREIGN PATENT DOCUMENTS

59120A 4/1988 Japan .

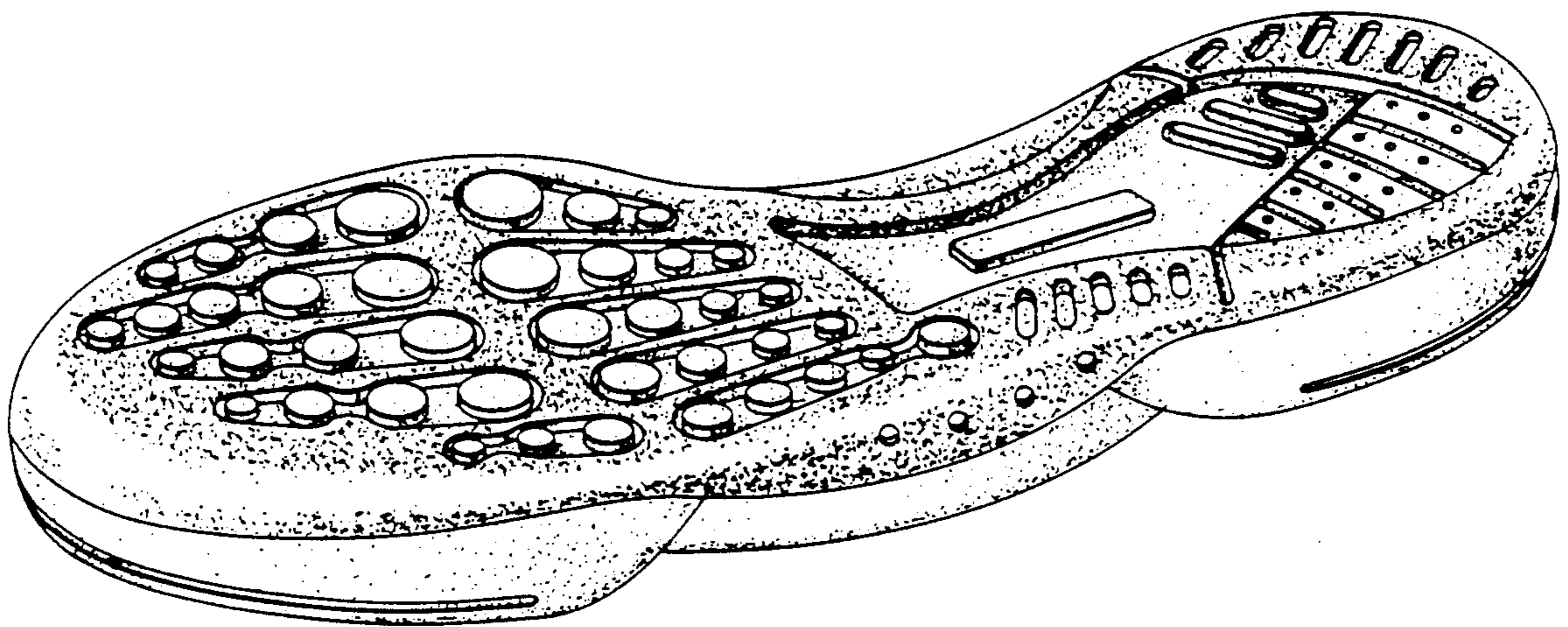
Primary Examiner—Louis S. Zarfes

[57] CLAIM

The ornamental design for a shoe sole, as shown and described.

DESCRIPTION

FIG. 1 is a bottom plan view of a shoe sole showing my new design;
 FIG. 2 is a top plan view thereof;
 FIG. 3 is a front elevational view thereof;
 FIG. 4 is a rear elevational view thereof;
 FIG. 5 is a left side elevational view thereof;
 FIG. 6 is a cross-sectional view thereof taken along line 6—6 as shown in FIG. 2;
 FIG. 7 is a right side elevational view thereof; and
 FIG. 8 is a right bottom perspective view thereof.



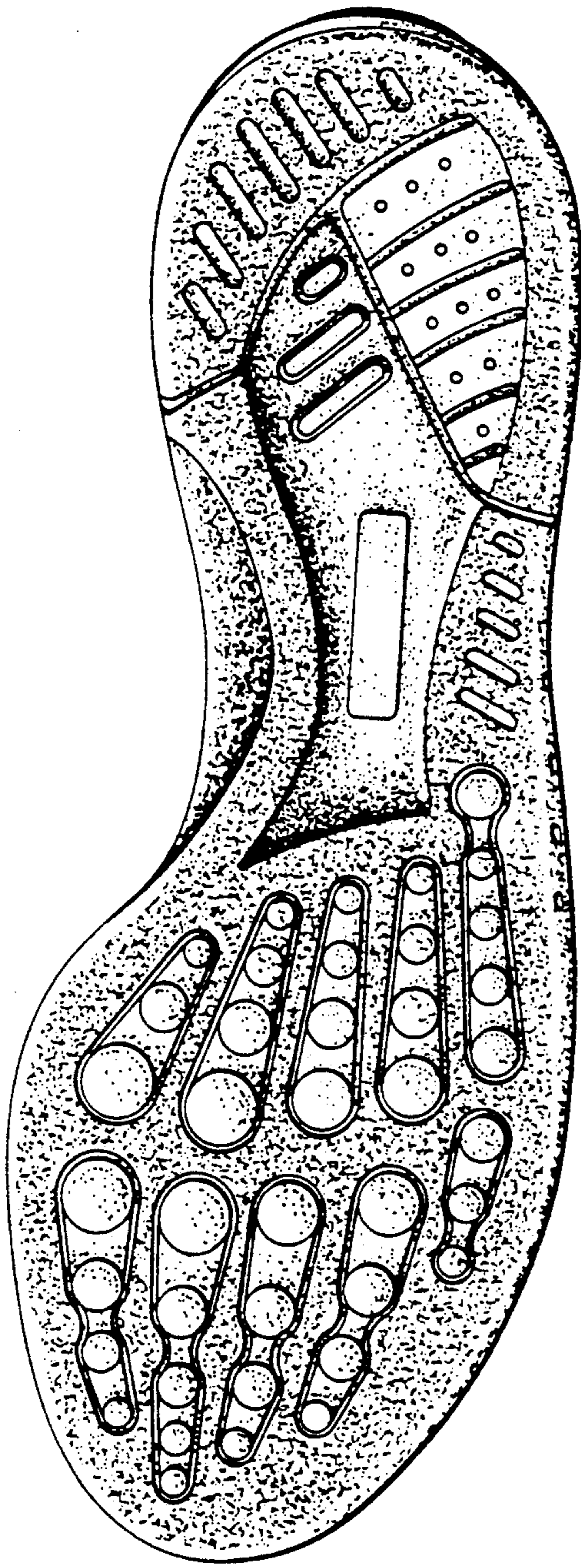


FIG. 1

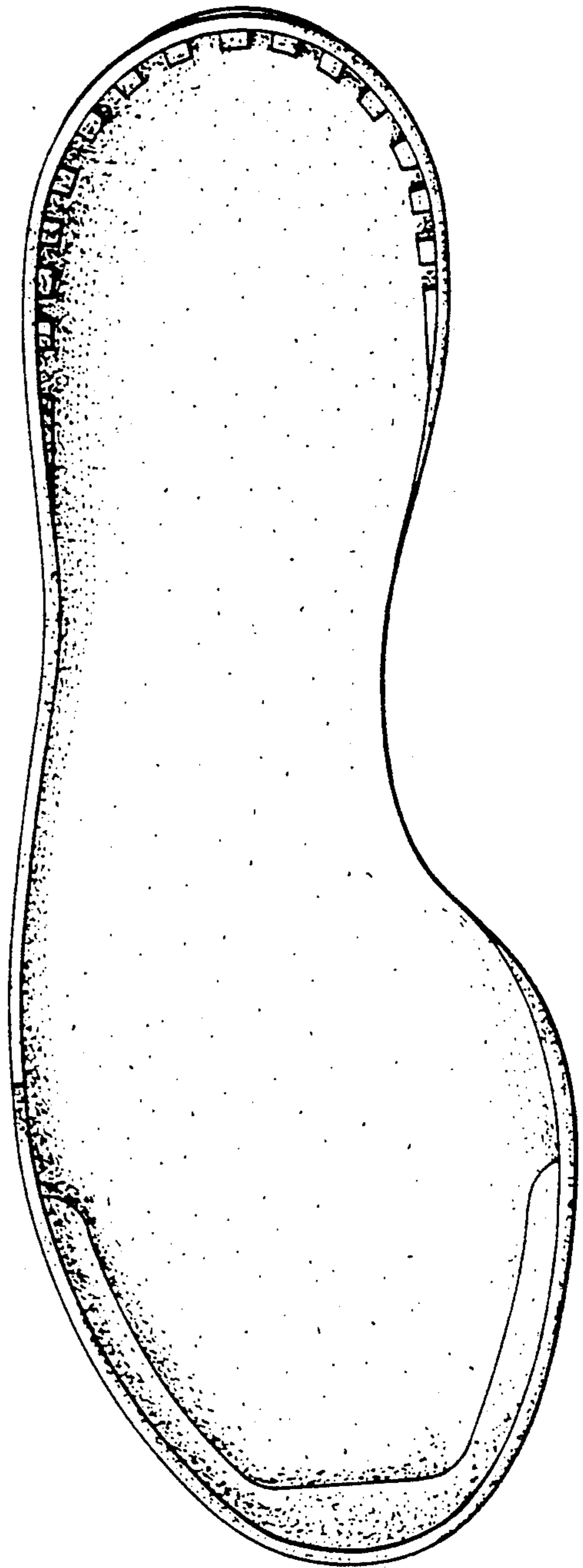


FIG. 2

FIG. 3

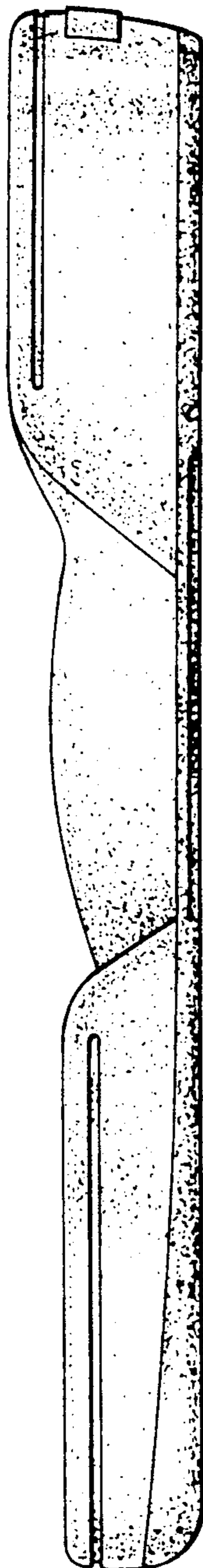


FIG 4

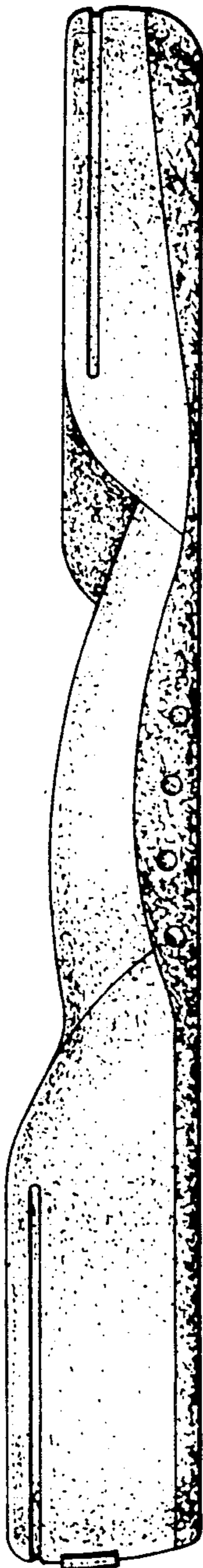


FIG. 5




FIG. 7

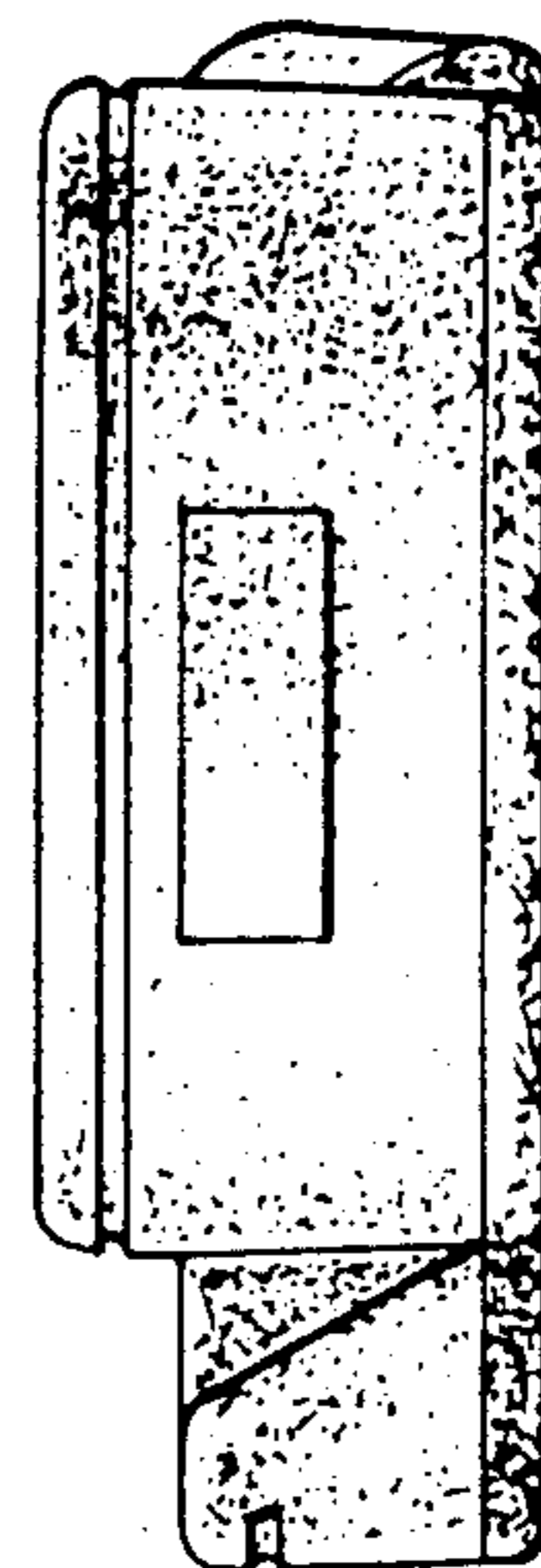


FIG. 6

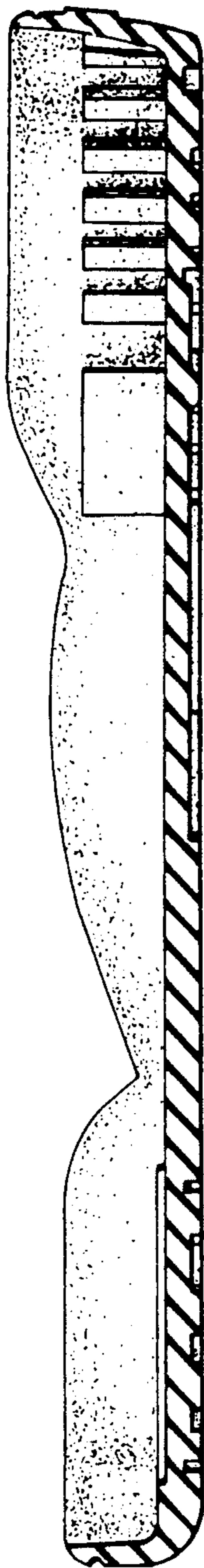


FIG. 8

