

[54] DRY SHAVER

[75] Inventor: Roland Ullmann, Offenbach-Rumpenheim, Fed. Rep. of Germany

[73] Assignee: Braun Aktiengesellschaft, Kronberg, Fed. Rep. of Germany

[\*\*] Term: 14 Years

[21] Appl. No.: 418,452

[22] Filed: Oct. 10, 1989

[30] Foreign Application Priority Data

Apr. 13, 1989 [DE] Fed. Rep. of Germany ..... 8902755

[52] U.S. Cl. .... D28/49

[58] Field of Search ..... D28/49, 50, 51, 52, D28/53, 54; 30/42, 43, 43.3, 43.7, 43.9, 43.91, 43.92, 44, 45

[56] References Cited

U.S. PATENT DOCUMENTS

- D. 245,629 3/1977 Ullmann ..... D28/49
- D. 258,993 4/1981 Ullmann ..... D28/49
- D. 286,452 10/1986 Ullmann ..... D28/49

- D. 293,265 12/1987 Ullmann ..... D28/49
- D. 305,073 12/1989 Shimoo et al. .... D28/49
- D. 305,159 12/1989 Ulman ..... D28/49
- D. 313,090 12/1990 Ullmann ..... D28/49
- 4,796,359 1/1989 Ullmann ..... 39/43.92
- 4,922,608 5/1990 Pahl ..... 30/43.91

OTHER PUBLICATIONS

Ser. No. 07/203,031, 6/6/88, to Ullmann, pending.

Primary Examiner—Melvin B. Feifer

Assistant Examiner—Philip Hyder

Attorney, Agent, or Firm—Fish & Richardson

[57] CLAIM

The ornamental design for a dry shaver, as shown and described.

DESCRIPTION

FIG. 1 is a perspective view of a dry shaver showing my new design;

FIG. 2 is a front elevational view thereof;

FIG. 3 is a top plan view thereof;

FIG. 4 is a right side elevational view thereof;

FIG. 5 is a rear elevational view thereof;

FIG. 6 is a left side elevational view thereof; and

FIG. 7 is a bottom plan view thereof.

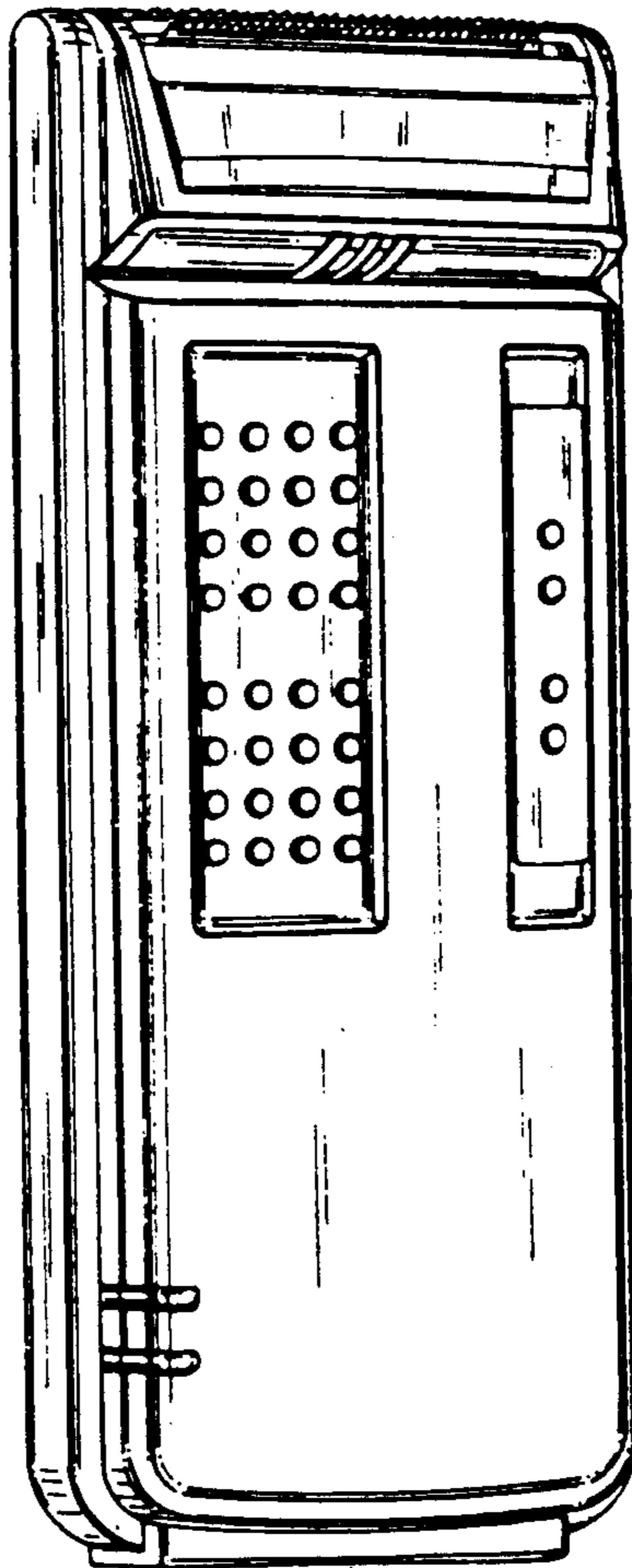


FIG.1

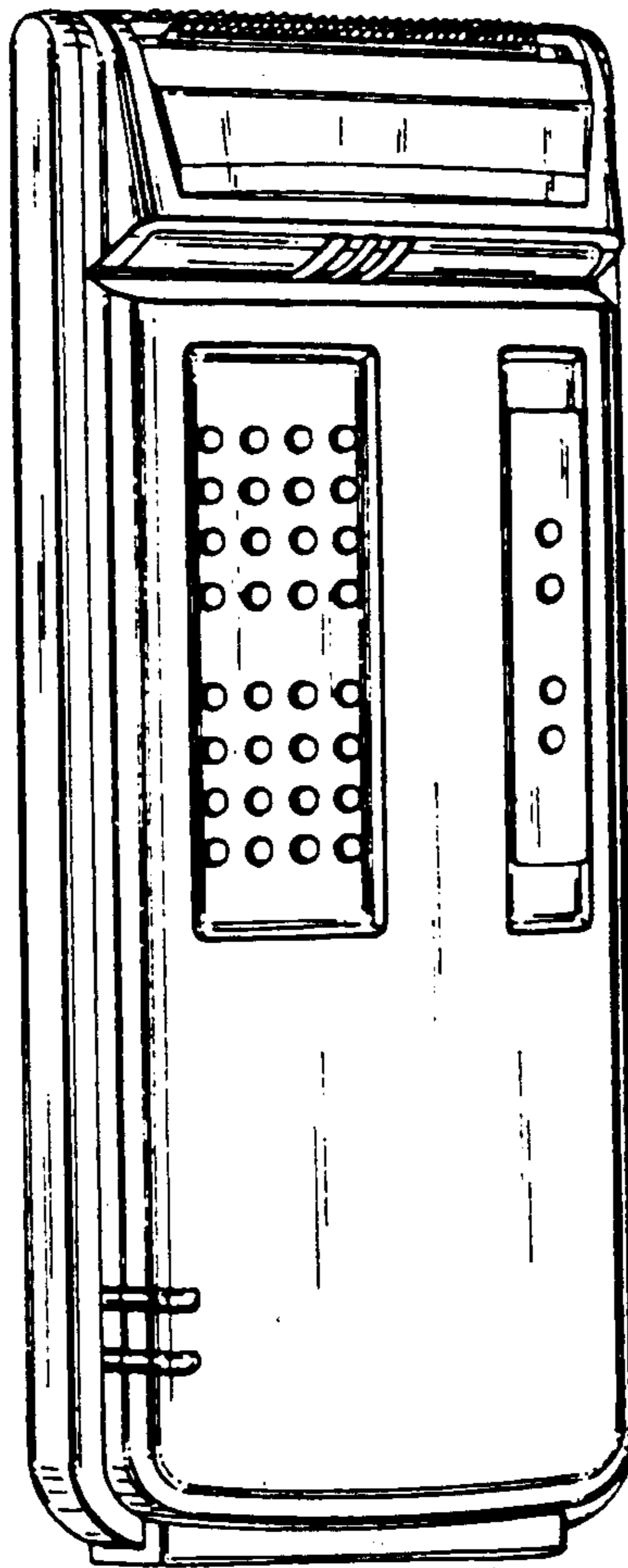


FIG.3




FIG.2

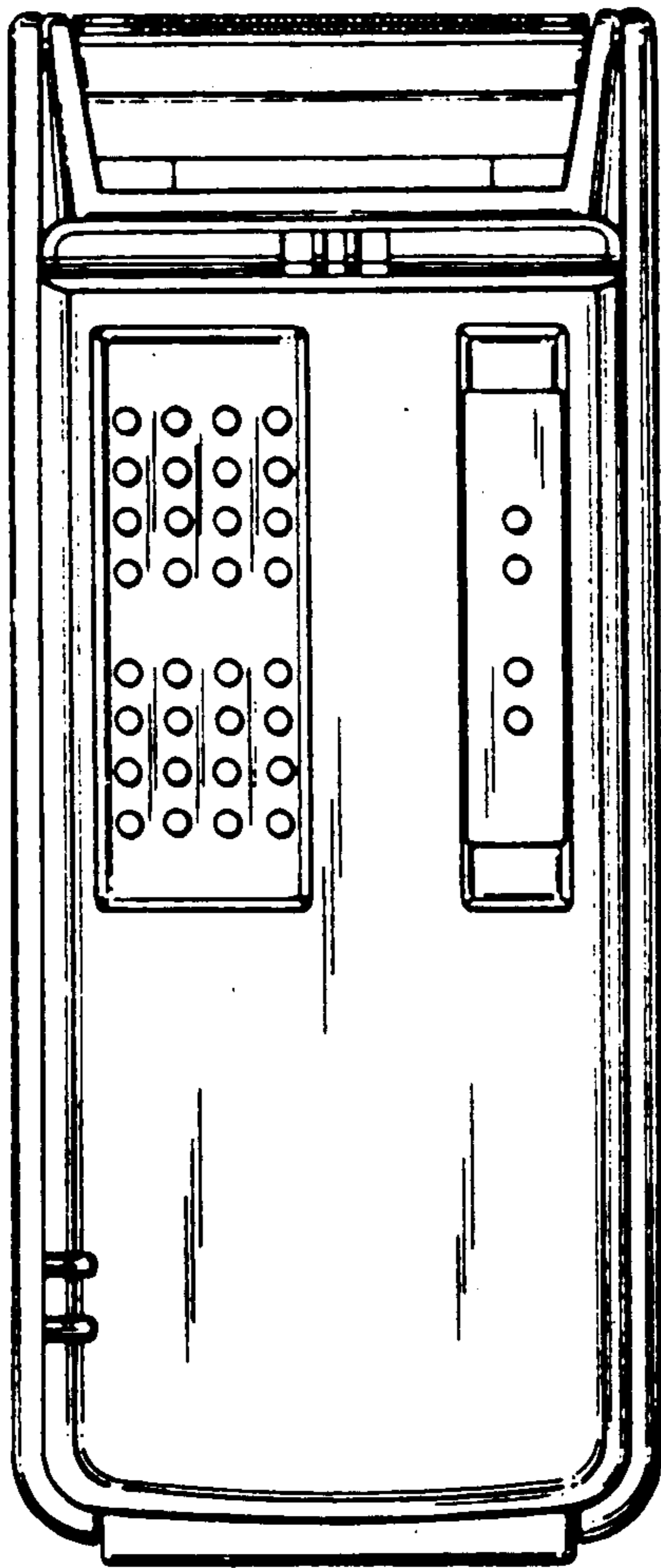


FIG.4



FIG.5




FIG.6



FIG.7

