

[54] **BATH TUB**

[76] **Inventor: Jean-Claude Delepine, 23, rue Clapeyron, 75008 Paris, France**

[**] **Term: 14 Years**

[21] **Appl. No.: 367,101**

[22] **Filed: Jun. 16, 1989**

[30] **Foreign Application Priority Data**

Jan. 3, 1989 [IB] Int'l Pat. Institute DM/012526

[52] **U.S. Cl. D23/280**

[58] **Field of Search D23/270-283, D23/303-307; 4/513, 538-544; 584/546; 589/559; 590/571-579**

[56] **References Cited**

U.S. PATENT DOCUMENTS

- D. 24,709 9/1895 Gavin D23/282
- D. 214,270 5/1969 Bonsack D23/55
- D. 234,547 3/1975 Nicollet D83/1 C
- D. 237,616 11/1975 Gordon D23/277
- D. 240,084 5/1976 Melchior D23/55 X
- D. 241,643 9/1976 Bonsack D23/55
- D. 250,828 1/1979 Clement D23/55
- D. 250,829 1/1979 Clement D23/55
- D. 250,830 1/1979 Clement D23/55
- D. 250,962 1/1979 Bonsack D23/55
- D. 253,367 11/1979 Weaver D23/55
- D. 254,387 3/1980 Ogden D23/55
- D. 260,288 8/1981 D'Innocente et al. D24/38
- D. 260,429 8/1981 Myers D24/38
- D. 264,505 5/1982 Reineman D24/38
- D. 266,692 10/1982 Harrison D23/281
- D. 267,190 12/1982 Harrison D23/281

- D. 267,198 12/1982 Huguet D24/38
- D. 267,271 12/1982 Kingsley et al. D24/38
- D. 271,522 11/1983 Wiley D24/38
- D. 274,835 7/1984 Gruber D23/55
- D. 277,985 3/1985 Kingsley D24/38
- D. 284,890 7/1986 Delepine D24/38
- D. 286,811 11/1986 Diamond D23/55
- D. 287,620 1/1987 Delepine D24/38
- D. 290,390 6/1987 Diamond D23/69
- D. 290,995 7/1987 Diamond D23/69
- 1,284,171 11/1918 Barnhart .
- 1,315,643 9/1919 Schwartz .
- 1,962,076 10/1933 Jadkowski 4/173
- 2,529,568 11/1950 O'Hara 4/173
- 2,569,825 10/1951 Otis 5/590
- 4,339,833 7/1982 Mandell 4/542
- 4,466,141 8/1984 Starkey 4/488

FOREIGN PATENT DOCUMENTS

- 418820 3/1947 Italy 4/584

Primary Examiner—Susan J. Lucas
Attorney, Agent, or Firm—Fisher, Christen & Sabol

[57] **CLAIM**

The ornamental design for the bath tub, as shown and described.

DESCRIPTION

FIG. 1 is a top plan view of a bath tub showing my new design;
 FIG. 2 is a side elevational view thereof, the opposite side being identical;
 FIG. 3 is a front elevational view thereof, the rear being identical;
 FIG. 4 is a bottom plan view thereof;
 FIG. 5 is a top perspective view thereof.




FIG. 1


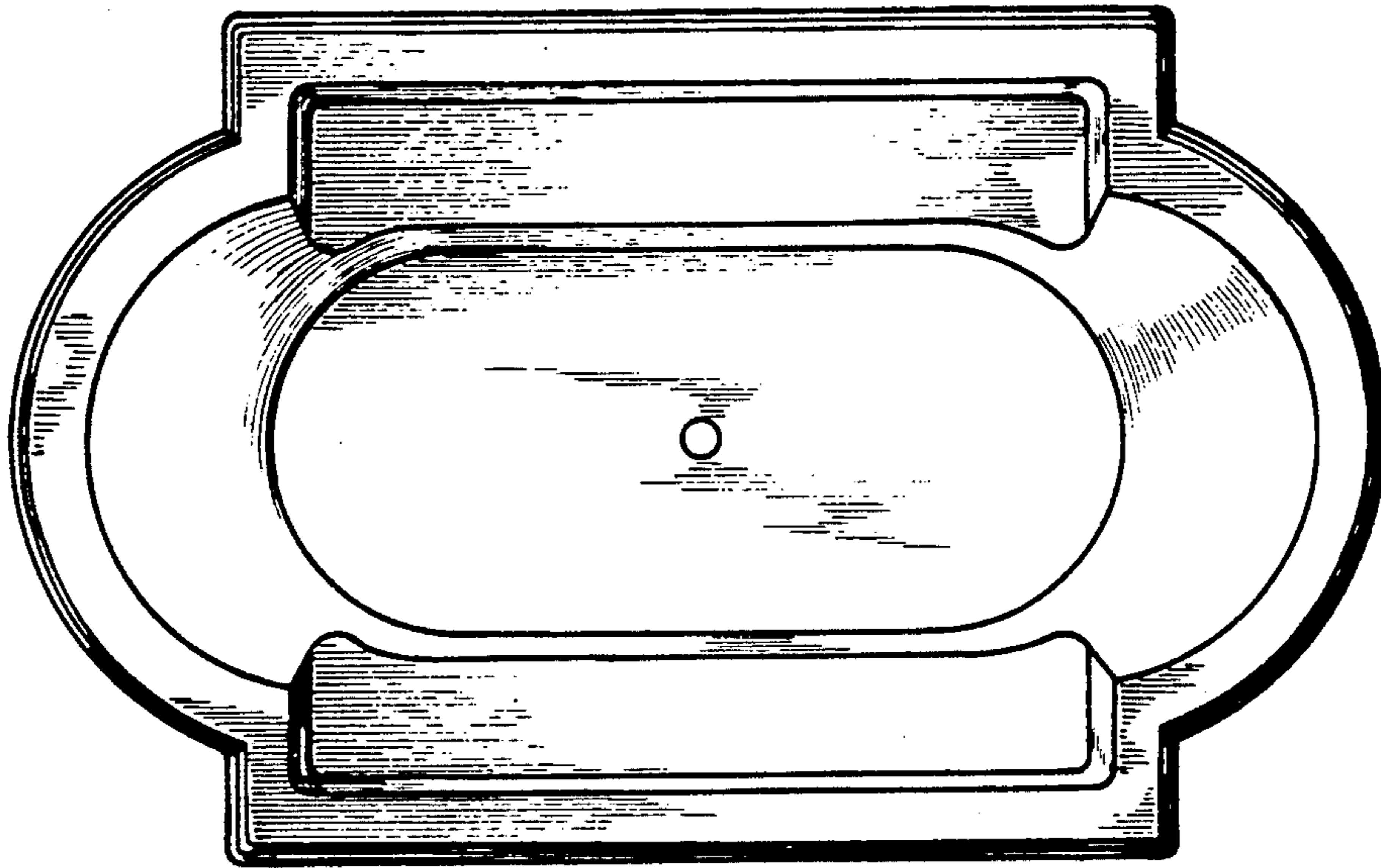


FIG. 2



FIG. 3

FIG. 4

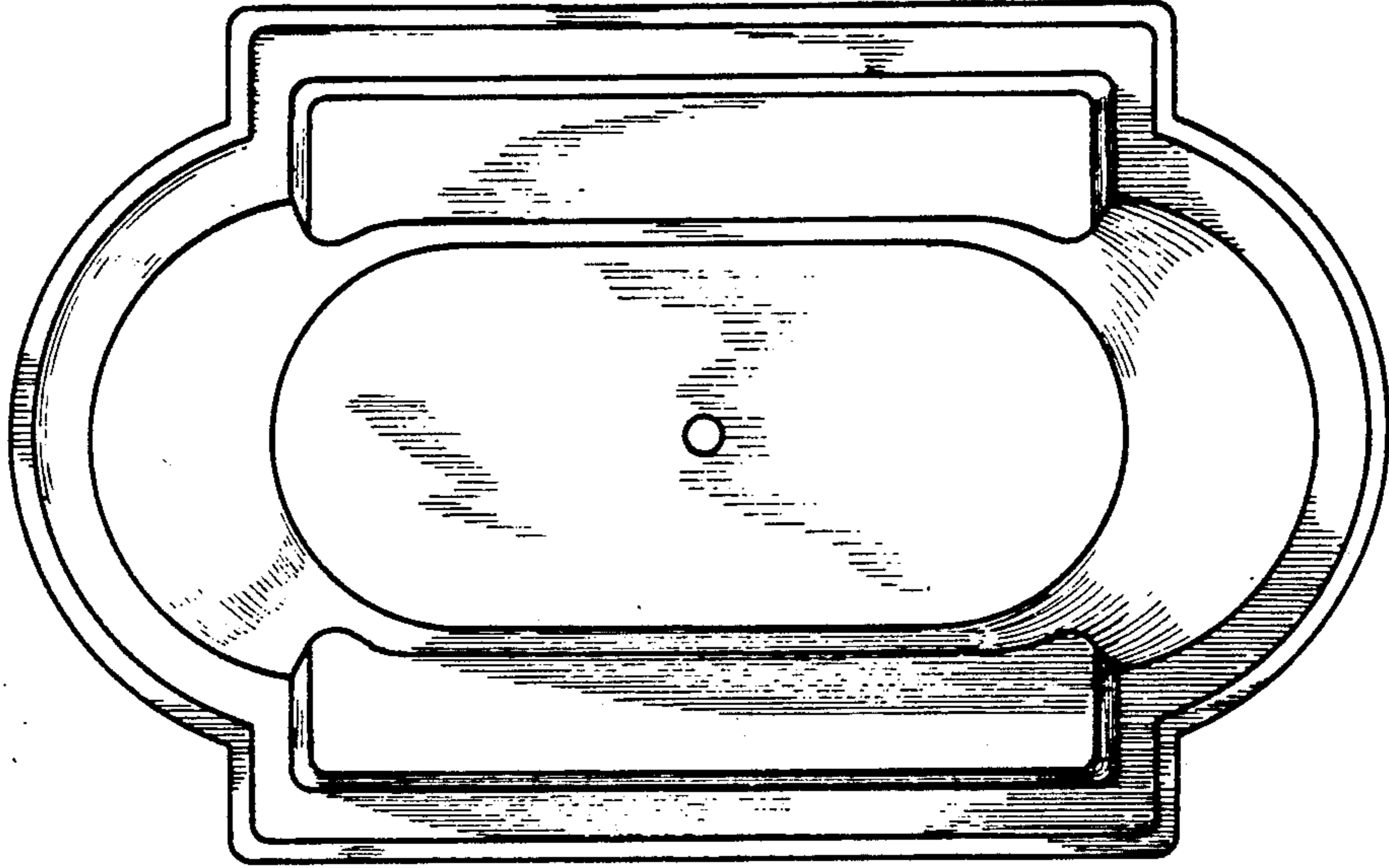


FIG. 5

