

United States Patent [19]

Brostoski et al.

[11] Patent Number: **Des. 319,861**

[45] Date of Patent: **** Sep. 10, 1991**

[54] **BILLIARD TABLE**

[75] Inventors: **Donald S. Brostoski; Susan M. Brostoski, both of Calabassas, Calif.**

[73] Assignee: **Golden West Billiard Supply, Inc., Canoga Park, Calif.**

[**] Term: **14 Years**

[21] Appl. No.: **375,622**

[22] Filed: **Jul. 5, 1989**

[52] U.S. Cl. **D21/232**

[58] Field of Search **D21/232; 273/3 C, 3 R, 273/59 R, 59 A, 59 B, 68; D6/486, 487**

[56] **References Cited**

U.S. PATENT DOCUMENTS

167,540	9/1875	Joergens	273/3 C
214,368	4/1879	Collender	273/3 C
D. 259,579	6/1981	Kaye	D21/232

D. 266,861	11/1982	Clarkson	D21/232
3,103,359	9/1963	Gentile, Jr.	273/68
3,917,264	11/1975	Davidson et al.	273/59 R X

OTHER PUBLICATIONS

Coleco, 1969 Catalog, The Champ Table.

Primary Examiner—Bernard Ansher

Assistant Examiner—Prabhakar Deshmukh

Attorney, Agent, or Firm—Michael A. Painter

[57] **CLAIM**

The ornamental design for a billiard table, as shown.

DÉSCRIPTION

FIG. 1 is a top plan view of a billiard table showing our new design;

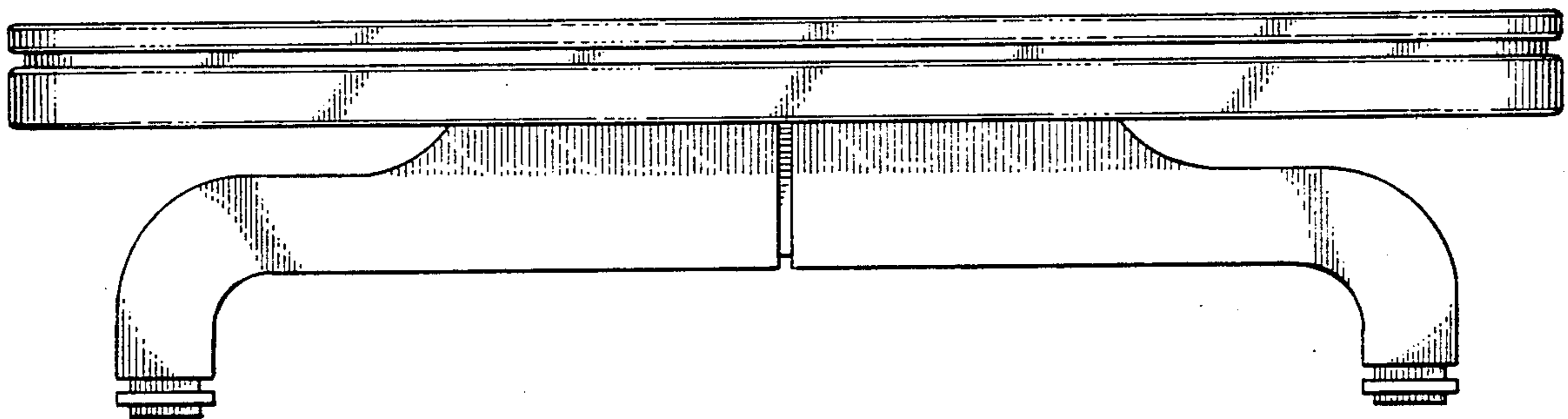
FIG. 2 is a bottom plan view thereof;

FIG. 3 is a rear elevation view thereof;

FIG. 4 is a front elevation view thereof;

FIG. 5 is a left side elevation view thereof; and

FIG. 6 is a right side elevation view thereof.



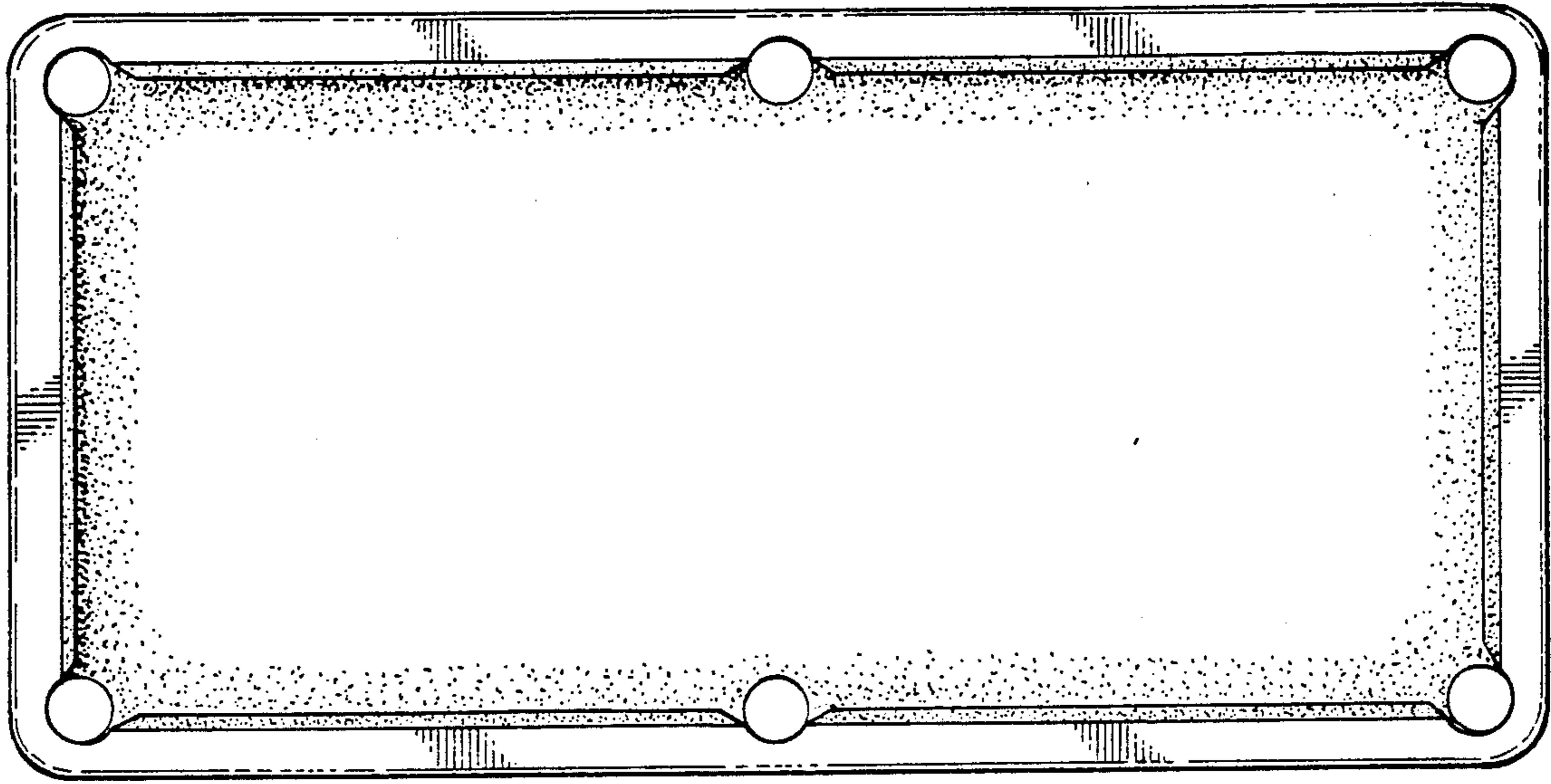


FIG. 1.

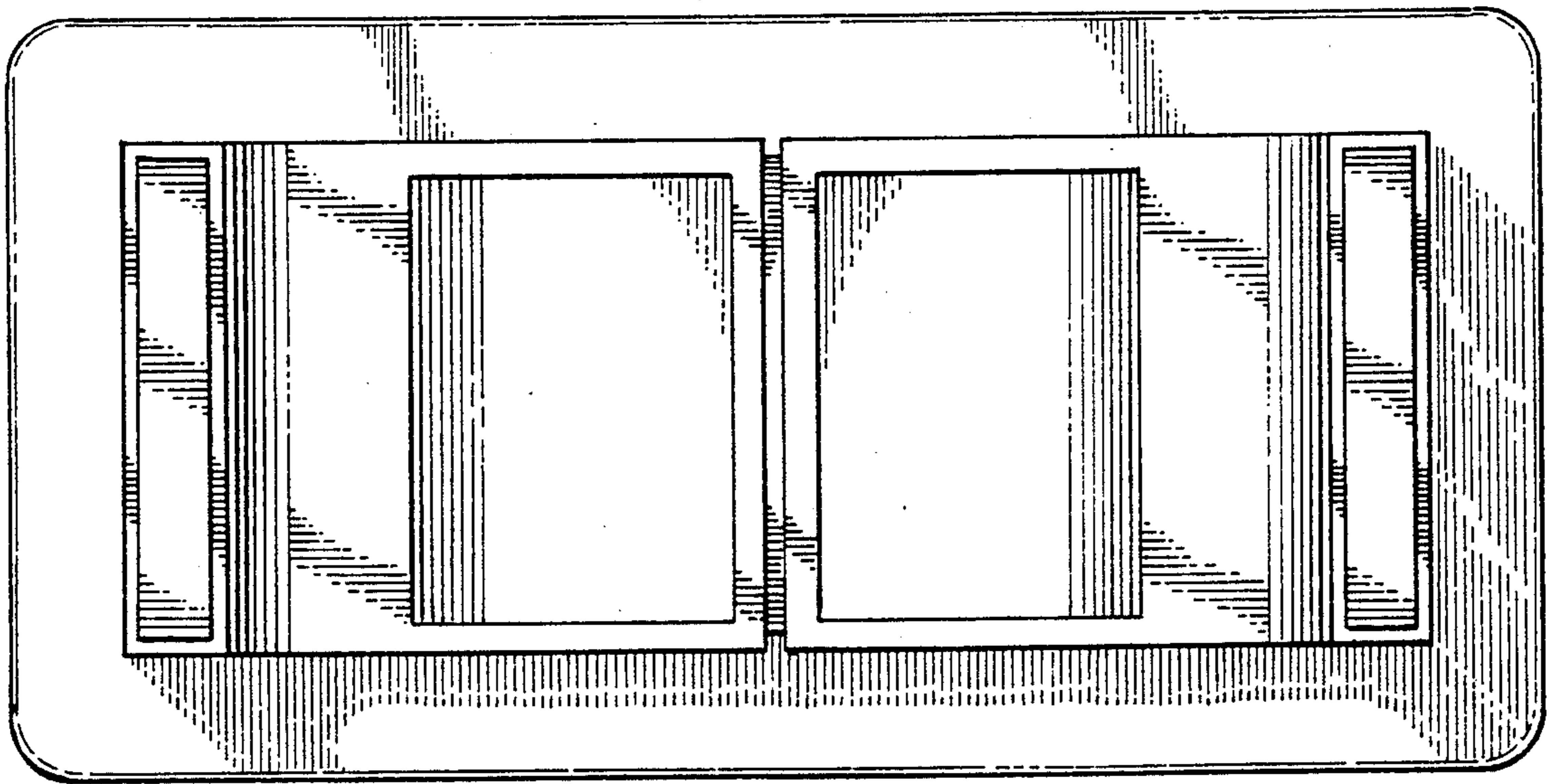


FIG. 2.




FIG. 3.




FIG. 4.

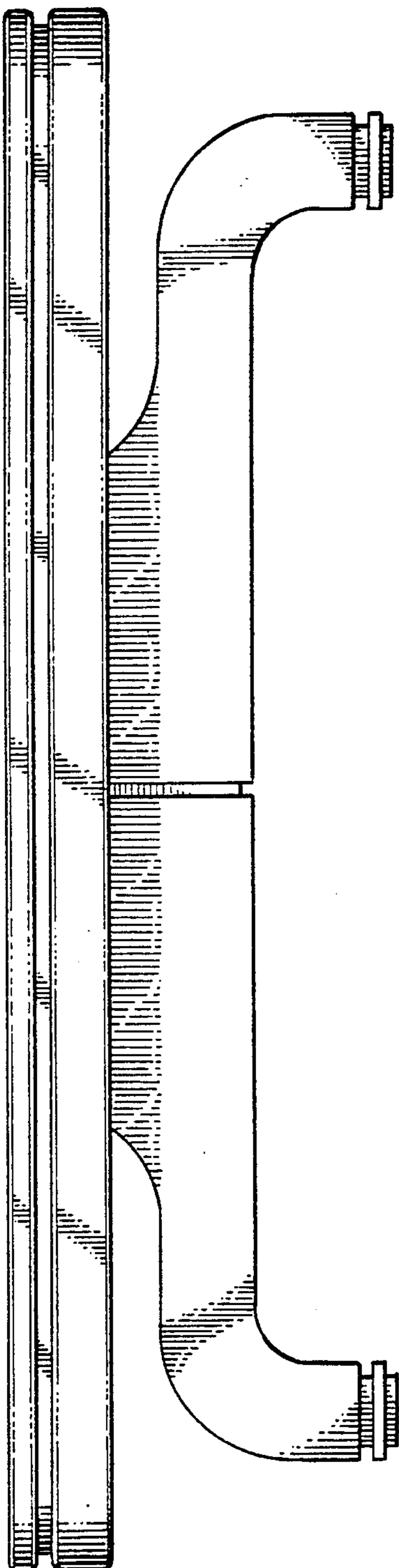


FIG. 5.

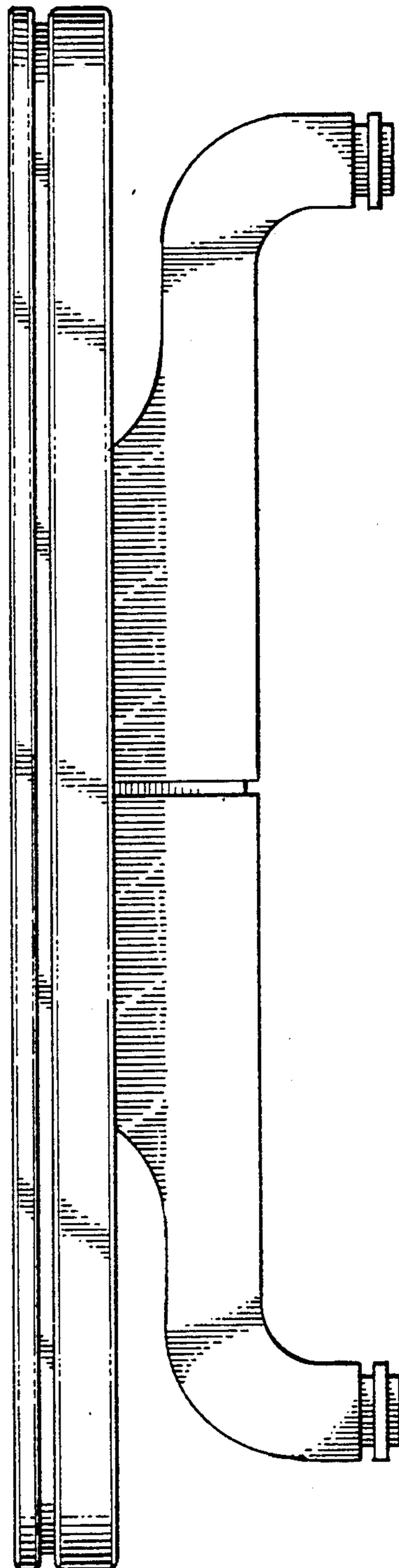


FIG. 6.