

[54] COMBINED HEADER AND SIGN SUPPORT HOUSING FOR A DISPLAY STAND

[75] Inventors: David C. F. Stoddard; James D. Robertson, both of Atlanta, Ga.

[73] Assignee: The Mead Corporation, Dayton, Ohio

[**] Term: 14 Years

[21] Appl. No.: 421,914

[22] Filed: Oct. 16, 1989

[52] U.S. Cl. D20/19; D20/8; D20/10; D20/41; D6/491

[58] Field of Search D20/10, 40, 41, 42, D20/43, 44, 19, 20, 4, 5, 8; 40/584, 611, 617, 541, 553, 559, 612, 564, 618; D6/470, 491

[56] References Cited

U.S. PATENT DOCUMENTS

- D. 37,799 1/1906 Dawes D20/19
- D. 37,800 1/1906 Dawes D20/19
- D. 204,339 4/1966 Reach D6/470

- D. 210,442 3/1968 Foster D20/19
- D. 230,803 3/1974 Musgrave D6/470
- D. 255,407 6/1980 Brittner D6/470
- D. 307,447 4/1990 Evenson D20/10
- 3,738,040 6/1973 Schubert 40/618

Primary Examiner—Wallace R Burke
Assistant Examiner—Marcus Jackson
Attorney, Agent, or Firm—Thomas A. Boshinski

[57] CLAIM

The ornamental design for a combined header and sign support housing for a display stand, as shown and described.

DESCRIPTION

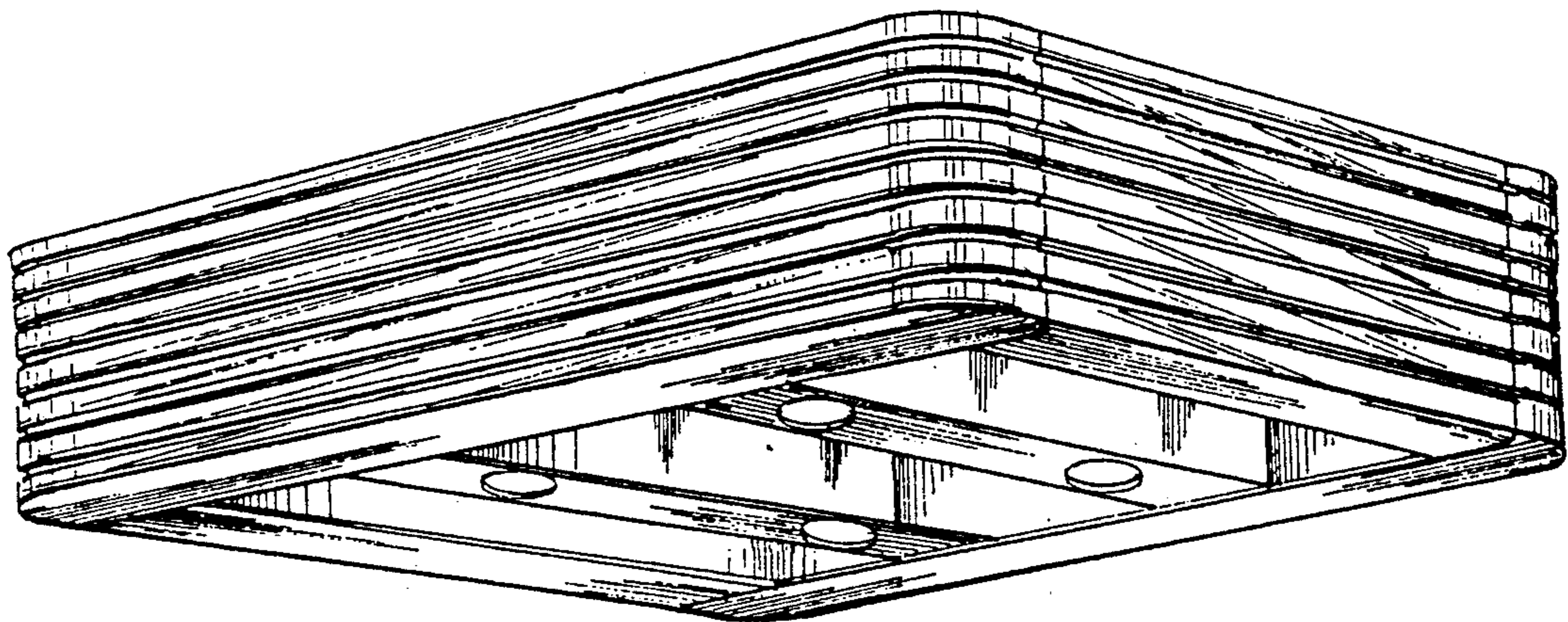
FIG. 1 is a perspective view of a combined header and sign support housing for a display stand showing our new design;

FIG. 2 is a front elevational view thereof, with the rear being a mirror image;

FIG. 3 is a side elevational view thereof, with the opposite side being a mirror image;

FIG. 4 is a top plan view thereof;

FIG. 5 is a bottom plan view thereof.



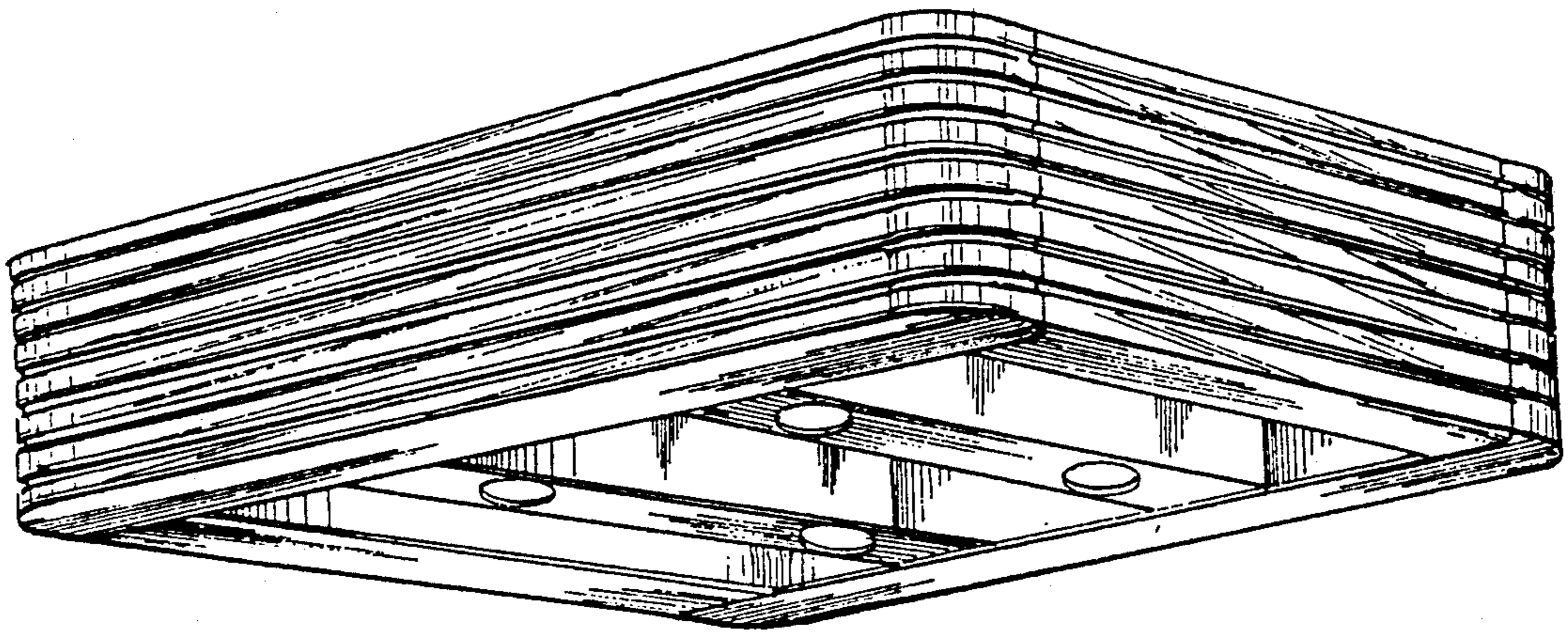


FIG. 1




FIG. 2




FIG. 3

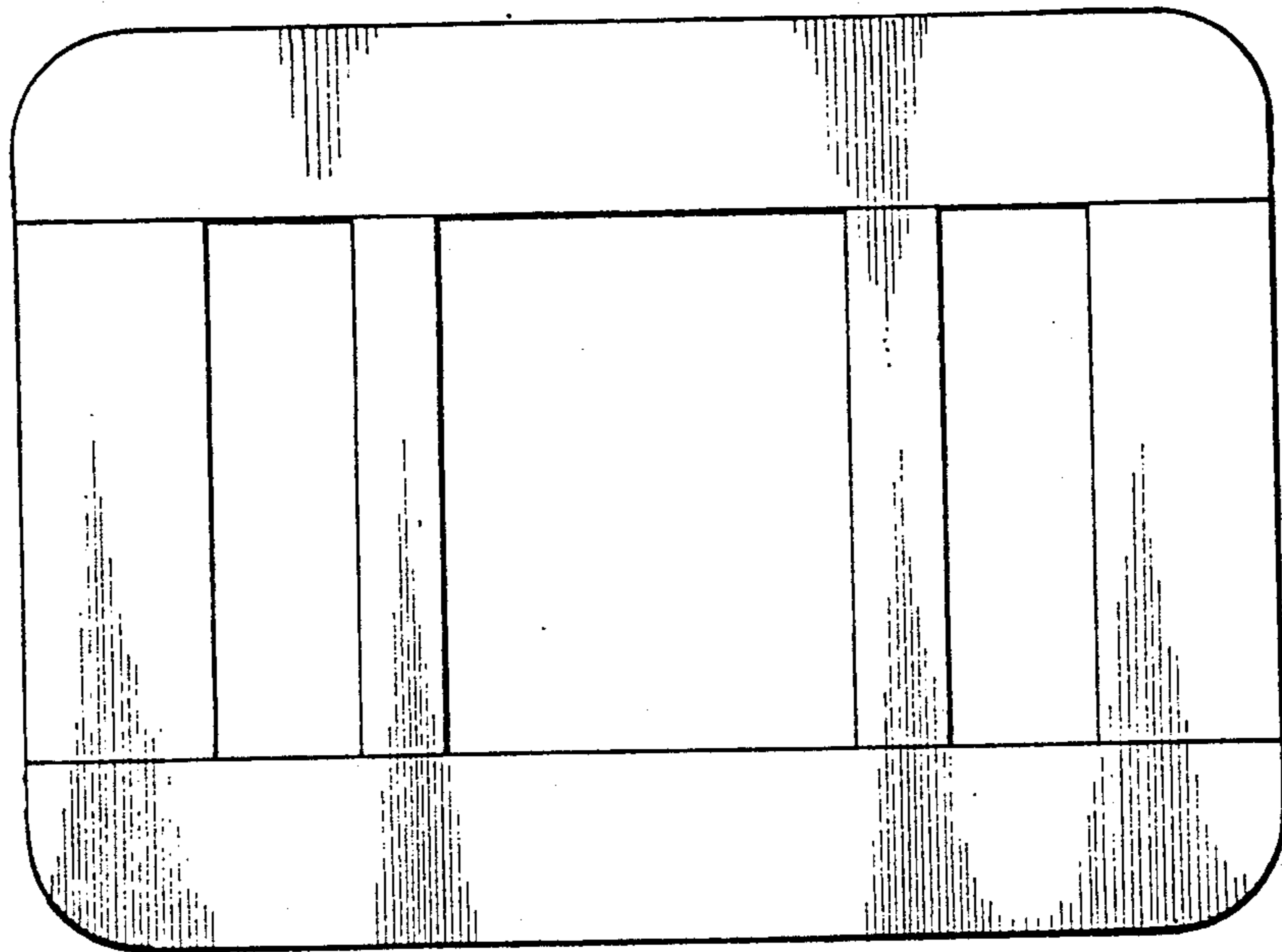


FIG. 4

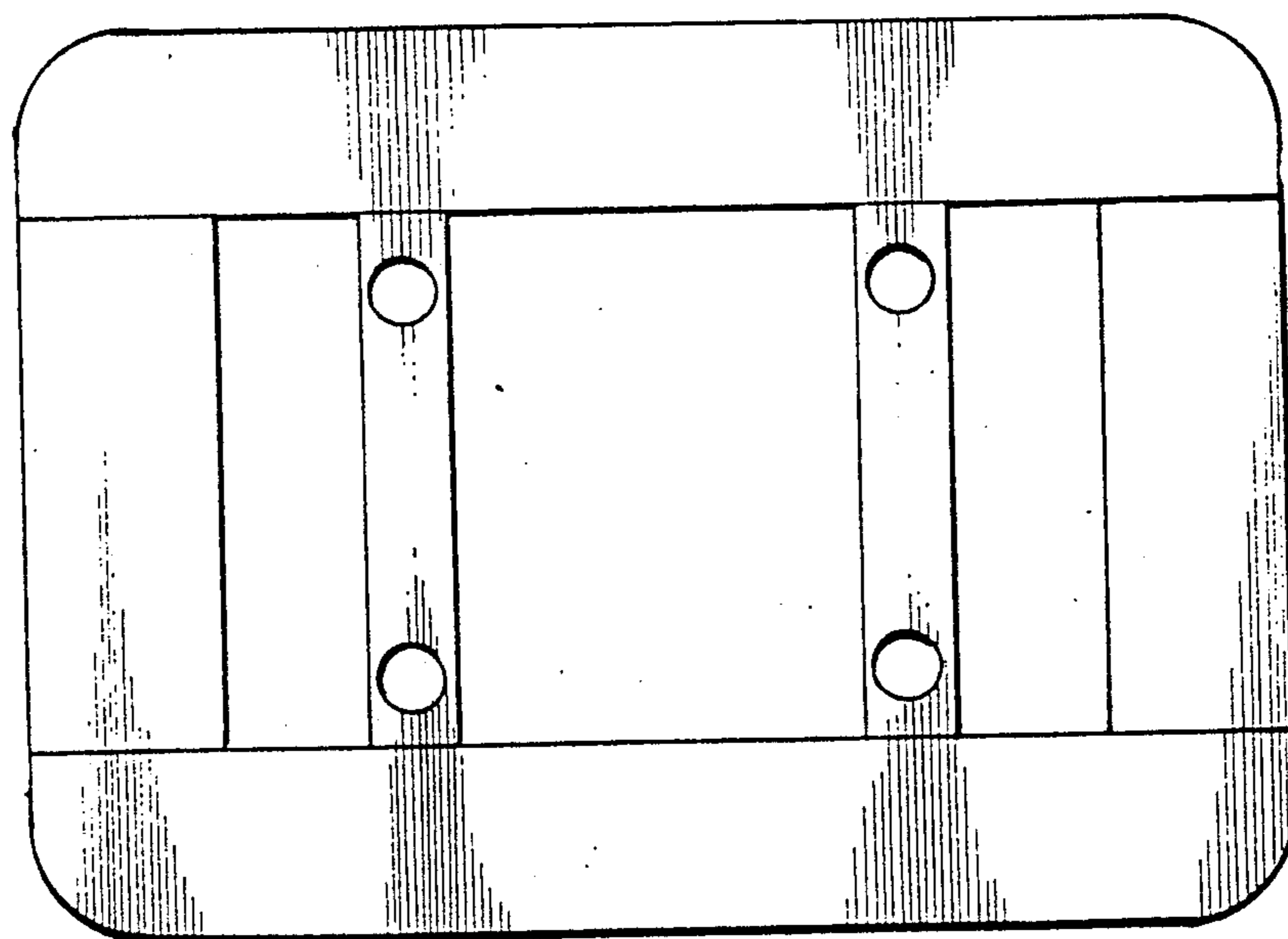


FIG. 5