

[54] SIGN

[75] Inventor: James Hofman, Lake Bluff, Ill.

[73] Assignee: Eldon Industries, Inc., Inglewood, Calif.

[**] Term: 14 Years

[21] Appl. No.: 312,814

[22] Filed: Feb. 23, 1989

[52] U.S. Cl. D20/10; D20/42

[58] Field of Search D20/10, 28, 40, 42, D20/17; 40/584, 606, 607, 608, 617, 618, 619, 624, 611

[56] References Cited

U.S. PATENT DOCUMENTS

D. 307,447	4/1990	Evenson	D20/10
D. 310,689	9/1990	Evenson	D19/90
1,420,603	6/1922	Zimmeri	248/441.1
2,880,537	4/1959	Cygan	40/618
2,966,754	1/1961	Orkin	40/618
3,470,640	10/1969	Knowles	40/618
3,722,120	3/1973	Finkel	40/618
4,136,473	1/1979	Coe	40/518

Primary Examiner—James M. Gandy
Assistant Examiner—Marcus Jackson

[57] CLAIM

The ornamental design for sign, as shown and described.

DESCRIPTION

FIG. 1 is a front elevational view of a sign showing my new design;
 FIG. 2 is a rear elevational view thereof;
 FIG. 3 is a top plan view thereof, with the bottom being a mirror image;
 FIG. 4 is a left side elevational view thereof, with the right side being a mirror image;
 FIG. 5 is a sectional view taken along line 5—5 of FIG. 1;
 FIG. 6 is a front elevational view of a second embodiment;
 FIG. 7 is a rear elevational view thereof;
 FIG. 8 is a top plan view thereof, with the bottom being a mirror image;
 FIG. 9 is a left side elevational view thereof, with the right side being a mirror image;
 FIG. 10 is a sectional view taken along line 10—10 of FIG. 6.




FIG.1.




FIG.2.




FIG. 3.

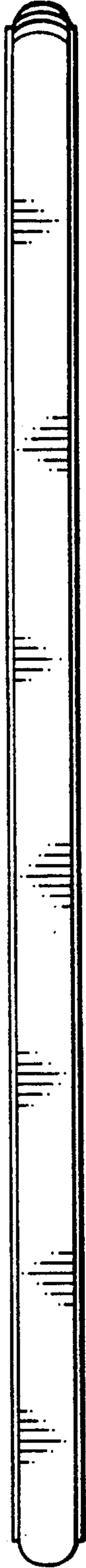


FIG. 4.




FIG. 5.






FIG. 6.

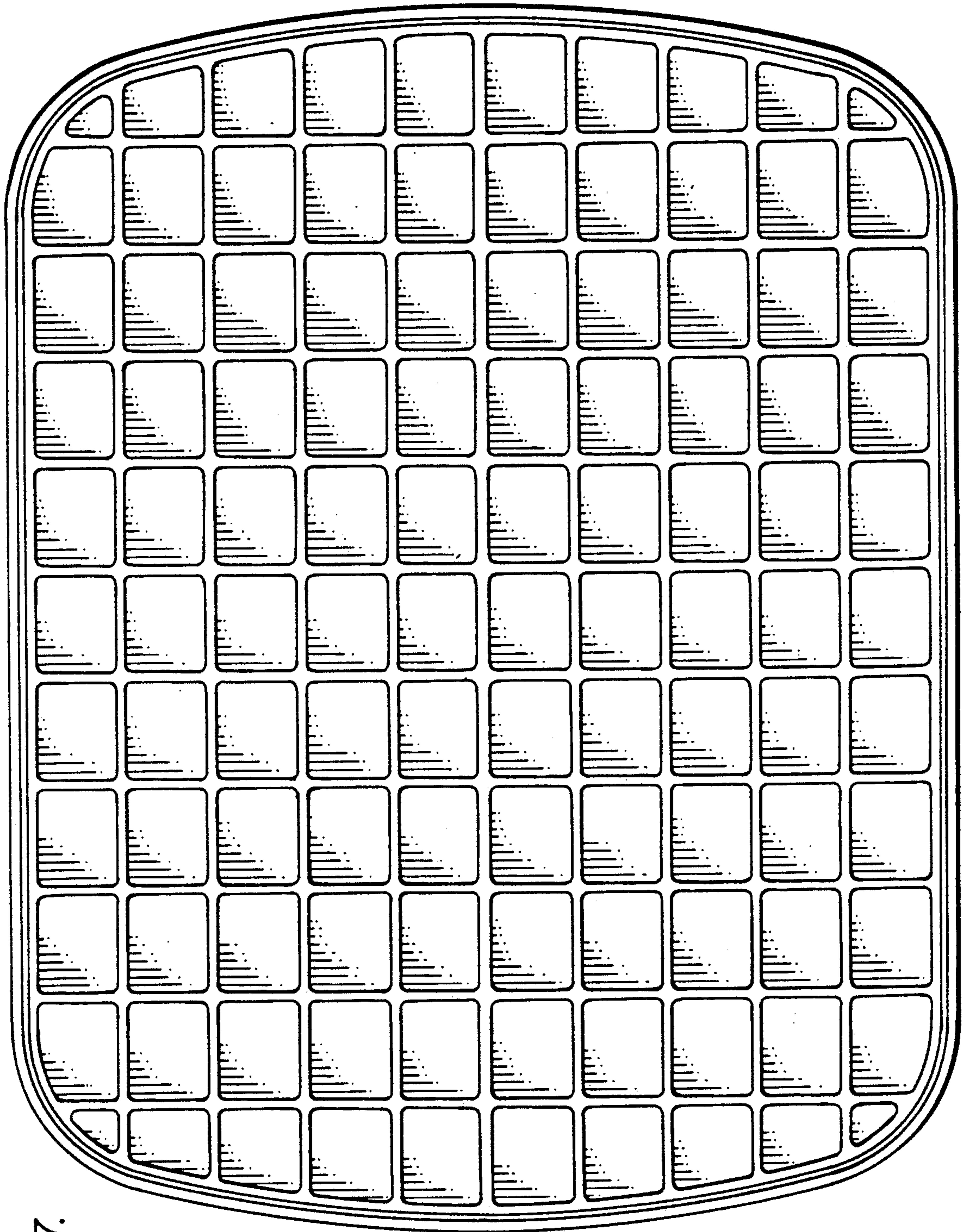


FIG. 7.

FIG. 8.





FIG. 10.




FIG. 9.