

[54] ELECTRONIC MUSIC KEYBOARD

[75] Inventor: Yoshitaka Naito, Ohome, Japan

[73] Assignee: Casio Computer Co. Ltd., Tokyo, Japan

[**] Term: 14 Years

[21] Appl. No.: 280,514

[22] Filed: Dec. 5, 1988

[52] U.S. Cl. D17/1

[58] Field of Search D17/1, 2, 5, 6, 7, 9, D17/99; D21/64; 84/174-177, 423, 428, 644, 670, 719, 744, DIG. 7

[56] References Cited

U.S. PATENT DOCUMENTS

| | | | | |
|------------|---------|------------------|-------|-------|
| D. 282,850 | 3/1986 | Futami | | D17/1 |
| D. 289,412 | 4/1987 | Bellini | | D17/1 |
| D. 312,651 | 12/1990 | Yamawaki | | D17/1 |
| D. 313,034 | 12/1990 | Koide | | D17/1 |
| D. 313,035 | 12/1990 | Katsuhara et al. | | D17/1 |

OTHER PUBLICATIONS

HFD, 3/14/88, p. 103.
HFD, 8/24/87, p. 48 (Casio SK-2100 Keyboard).
Evans Catalog, 1987-1988, p. 311, (Casio Keyboard Item 1).

Primary Examiner—Bernard Ansher
Assistant Examiner—Adir Aronovich
Attorney, Agent, or Firm—Frishauf, Holtz, Goodman & Woodward

[57] CLAIM

The ornamental design for an electronic music keyboard, as shown and described.

DESCRIPTION

FIG. 1 is a top plan view of an electronic music keyboard showing my new design;
FIG. 2 is a left side elevational view thereof;
FIG. 3 is a right side elevational view thereof;
FIG. 4 is a rear elevational view thereof;
FIG. 5 is a front elevational view thereof;
FIG. 6 is a bottom plan view thereof; and
FIG. 7 is a top, right, front perspective view thereof.

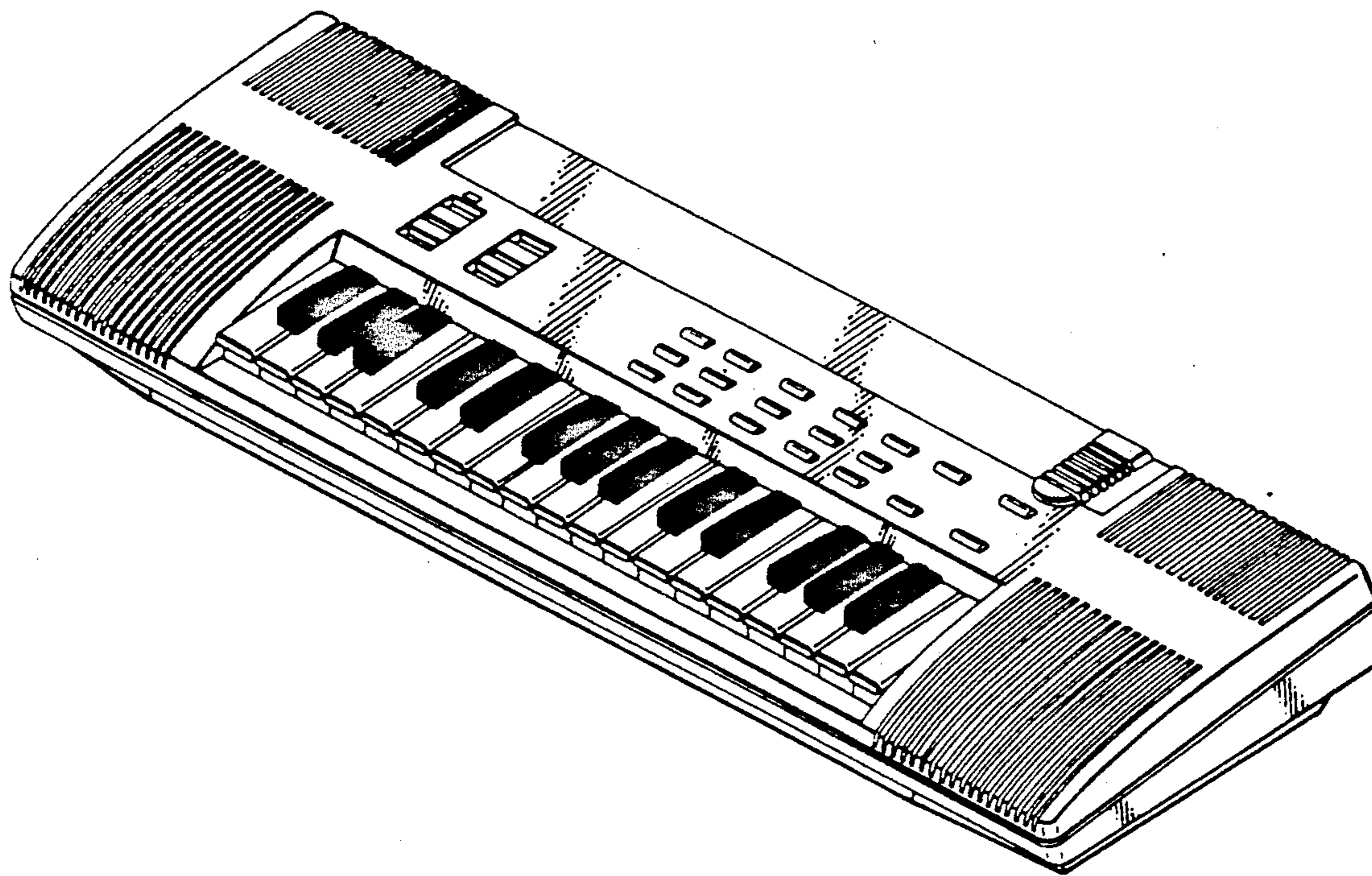


FIG. 1

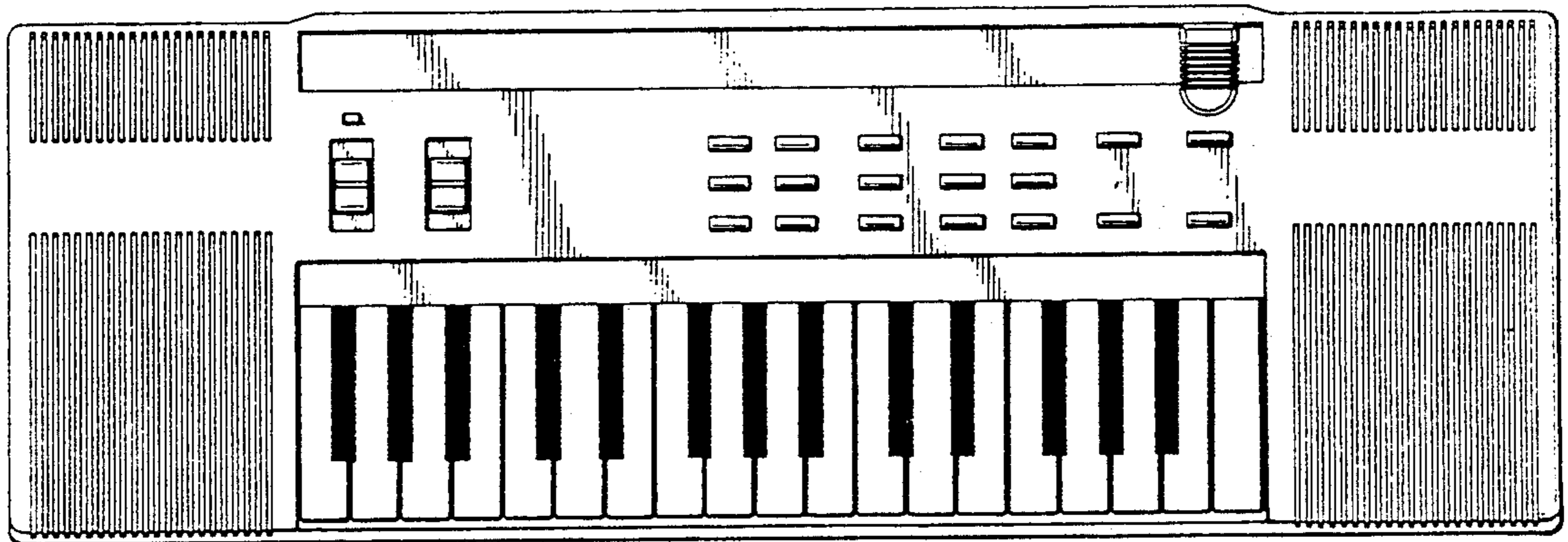


FIG. 2

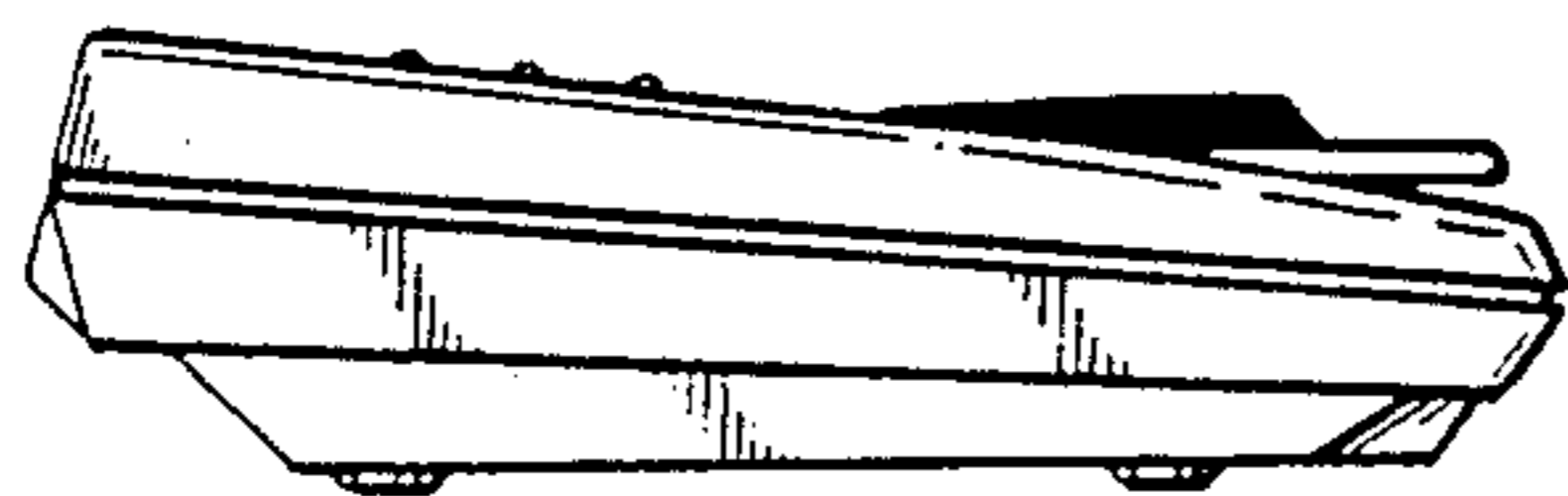
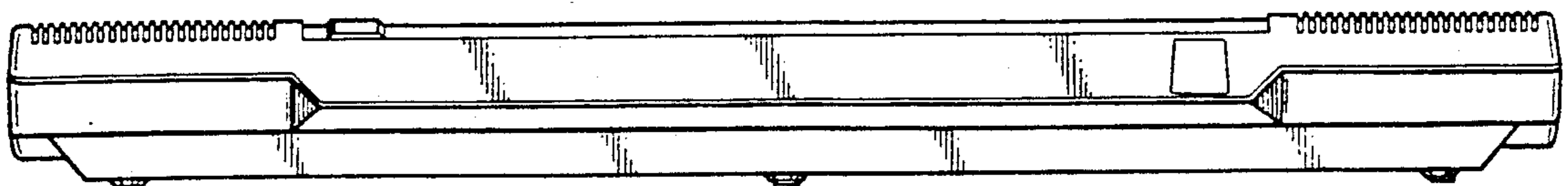


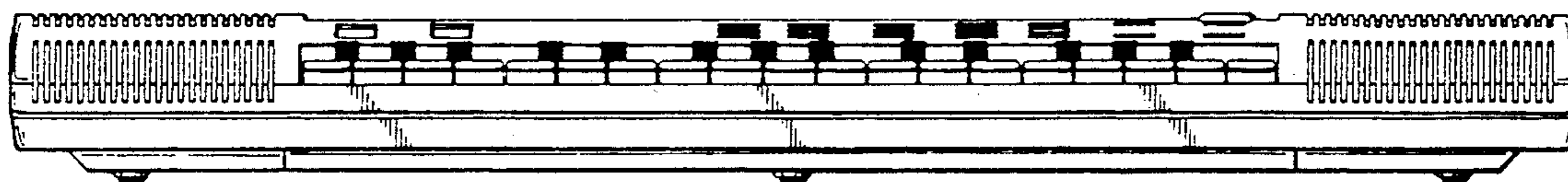
FIG. 3



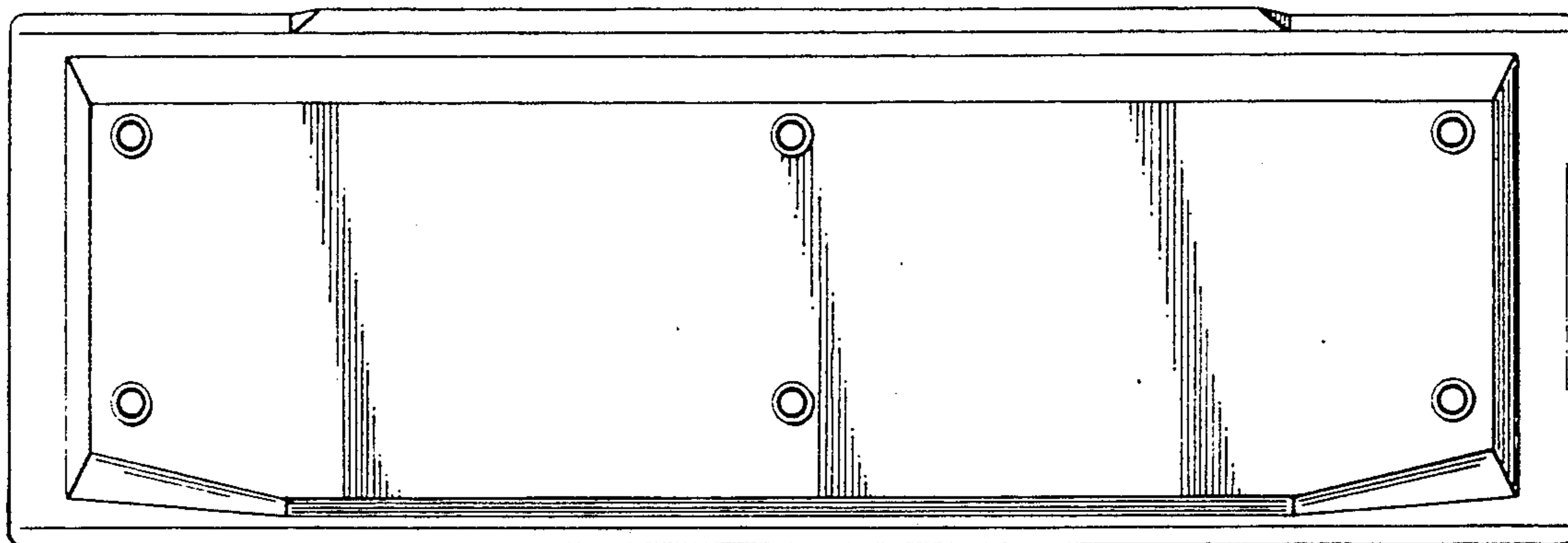
FIG. 4



F I G . 5



F I G . 6



F I G . 7

