

[54] COMBINED ZIPPER PULL, BAG TAG, LCD CLOCK, KEYRING AND THERMOMETER

D. 309,270 7/1990 Uchiyama ..... D10/57  
D. 311,158 10/1990 Soule ..... D11/221  
D. 313,758 1/1991 Klose ..... D10/15

[76] Inventors: Edward R. Johnson; Robert P. Miller, both of P.O. Box 961, Ligonier, Pa. 15658

Primary Examiner—A. Hugo Word  
Assistant Examiner—R. T. Seifert

[\*\*] Term: 14 Years

[57] CLAIM

[21] Appl. No.: 350,837

The ornamental design for a combined zipper pull, bag tag, LCD clock, keyring and thermometer, as shown and described.

[22] Filed: May 12, 1989

DESCRIPTION

[52] U.S. Cl. .... D11/221; D3/62; D10/15; D10/60; D20/27

[58] Field of Search ..... D11/200, 221, 212; D3/61-64; 24/381-385, 415-417, 427-431; D20/22, 27; D10/57, 60, 1, 15, 41

FIG. 1 is a front elevational view of a combined zipper pull, bag tag, LCD clock, keyring and thermometer showing our new design, the broken line showing of indicia is for illustrative purposes only and forms no part of the claimed design;

[56] References Cited

U.S. PATENT DOCUMENTS

D. 51,857 3/1918 Flannery ..... D20/27  
D. 249,475 9/1978 Turner et al. .... D10/60  
D. 303,933 10/1989 Iacovelli ..... D10/15

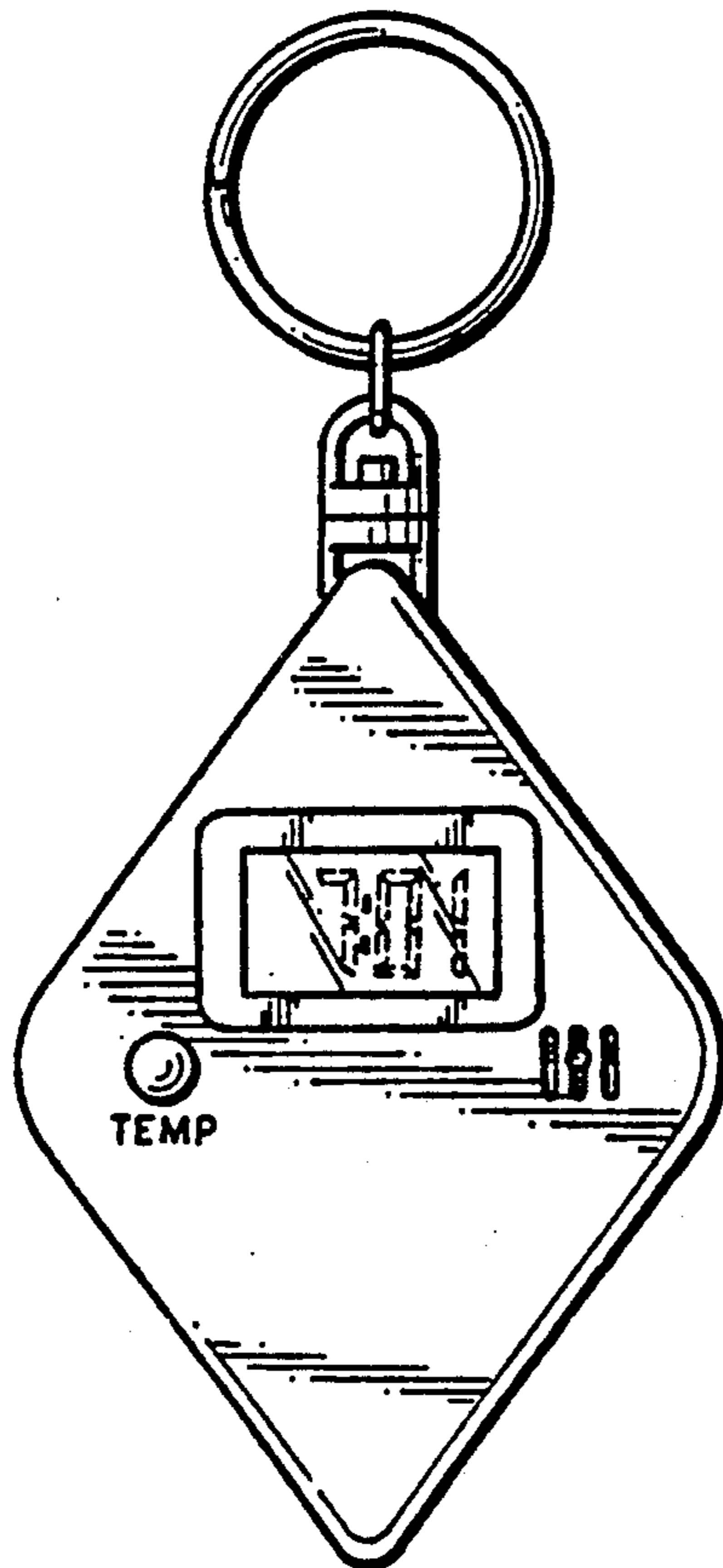
FIG. 2 is a right side elevational view;

FIG. 3 is a rear elevational view;

FIG. 4 is a top plan view;

FIG. 5 is a left side elevational view; and

FIG. 6 is a bottom plan view.



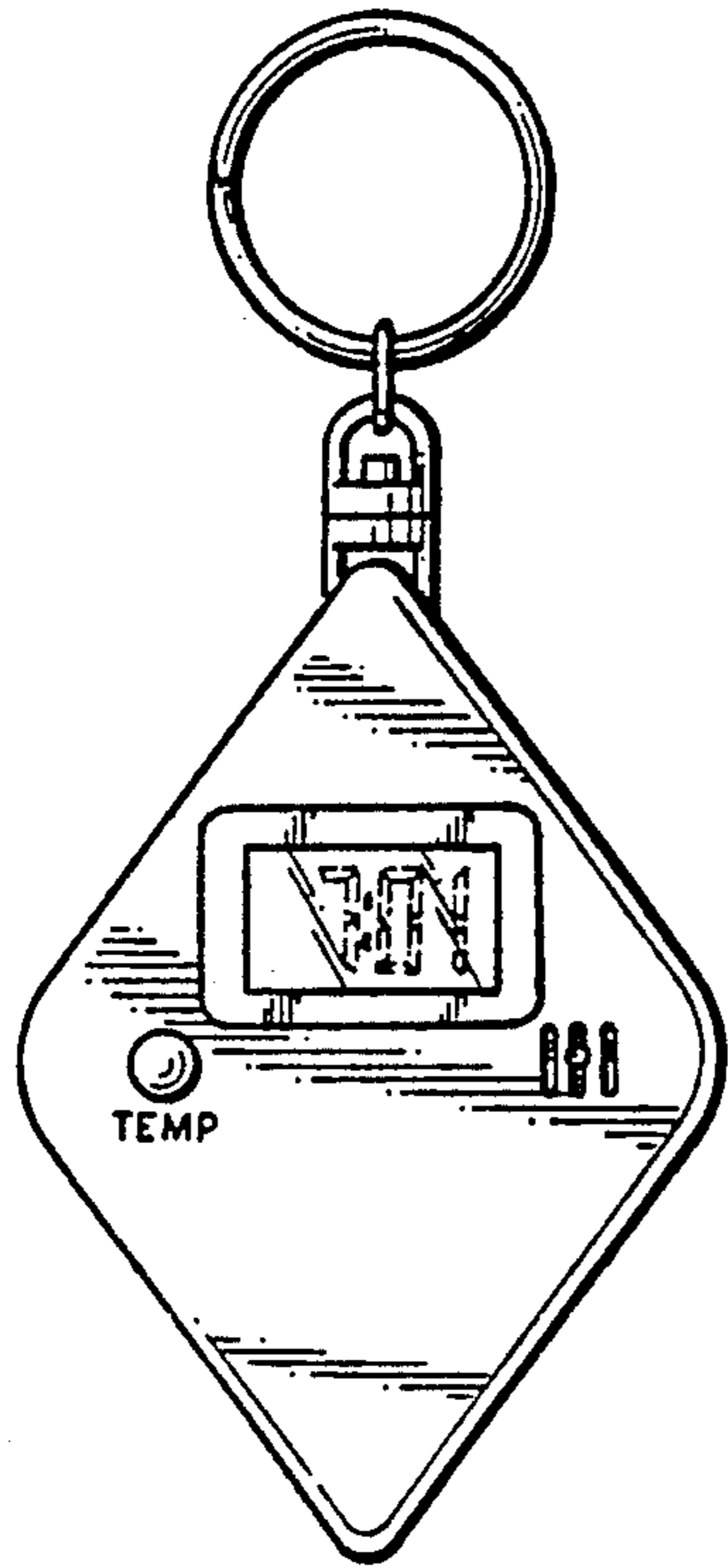


FIG. 1



FIG. 2

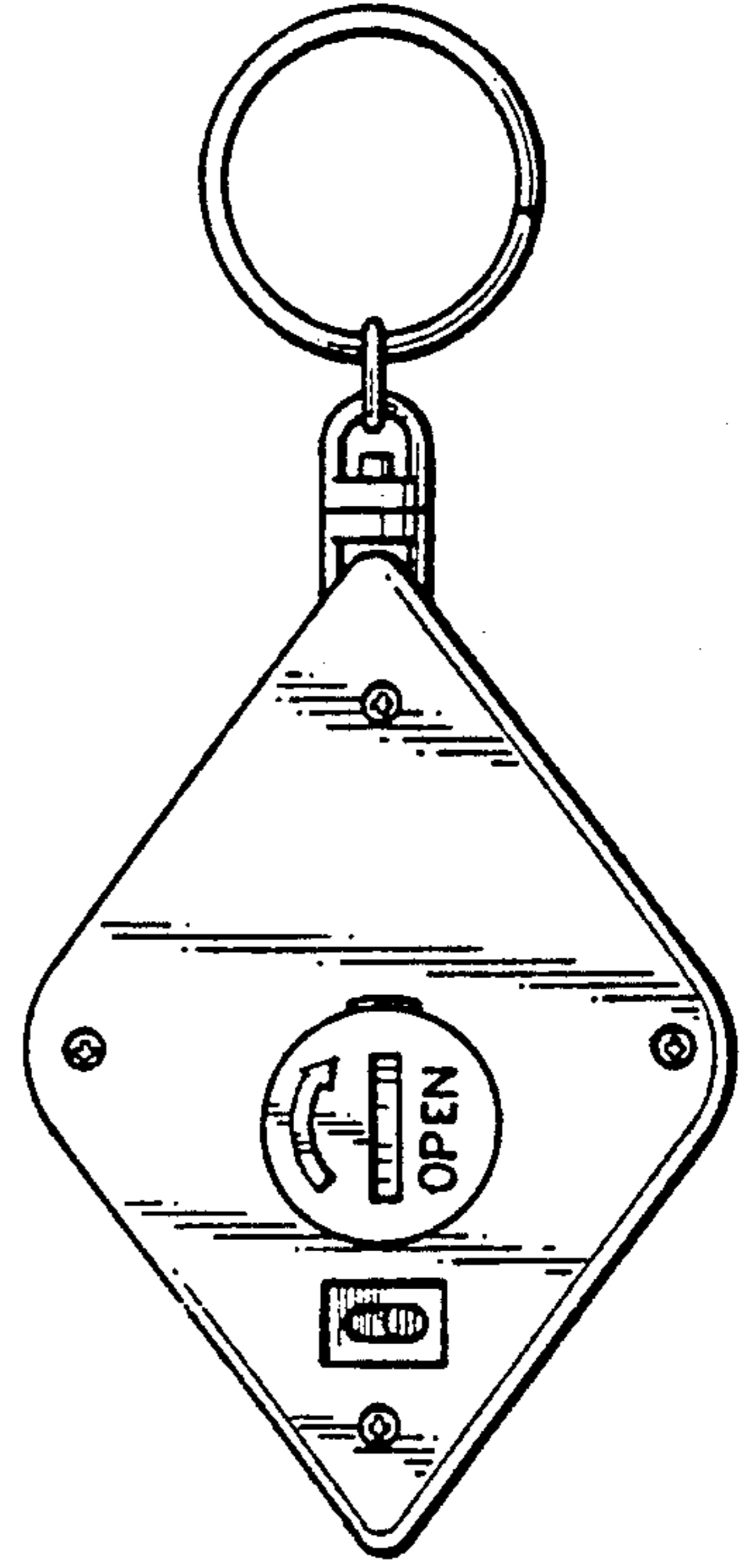


FIG. 3




FIG. 4




FIG. 5



FIG. 6