

[54] COMBINATION PROTECTIVE CASE AND STAND FOR AN ELECTRONIC TIMEKEEPING DEVICE

[75] Inventor: Ryo Murata, Tachikawa, Japan

[73] Assignee: Casio Computer Co., Ltd., Tokyo, Japan

[**] Term: 14 Years

[21] Appl. No.: 40,579

[22] Filed: Apr. 20, 1987

[30] Foreign Application Priority Data

Dec. 25, 1986 [JP] Japan 51972

[52] U.S. Cl. D10/128

[58] Field of Search D10/1-39, D10/122-132; D3/56; 206/301, 18, 70, 305, 320, 449, 37, 276; 368/276, 10, 286, 41

[56] References Cited

U.S. PATENT DOCUMENTS

- D. 209,035 10/1967 Robert D3/56 X
- D. 256,852 9/1980 McGahee D3/56
- D. 272,325 1/1984 Szb D10/128
- D. 304,691 11/1989 Kubo D10/15
- 900,317 10/1908 Slattery 206/18 X

- 2,828,975 4/1958 Wright D3/56 X
- 4,322,001 3/1982 Hurley 206/449
- 4,700,840 10/1987 Haddock 206/449
- 4,836,256 6/1989 Meliconi 206/305 X
- 4,838,422 6/1989 Gregerson 206/449

FOREIGN PATENT DOCUMENTS

- 0004683 10/1979 European Pat. Off. 206/37
- 3204894 9/1983 Fed. Rep. of Germany 206/301

Primary Examiner—Nelson C. Holtje
Attorney, Agent, or Firm—Frishauf, Holtz, Goodman & Woodward

[57] CLAIM

The ornamental design for a combination protective case and stand for an electronic timekeeping device, as shown and described.

DESCRIPTION

FIG. 1 is a front elevational view of a combination protective case and stand for an electronic timekeeping device showing my new design;
FIG. 2 is a top plan view thereof;
FIG. 3 is a left side elevational view;
FIG. 4 is a right side elevational view thereof;
FIG. 5 is a bottom plan elevational view thereof;
FIG. 6 is a rear elevational view thereof; and
FIG. 7 is a perspective view thereof.




FIG. 1

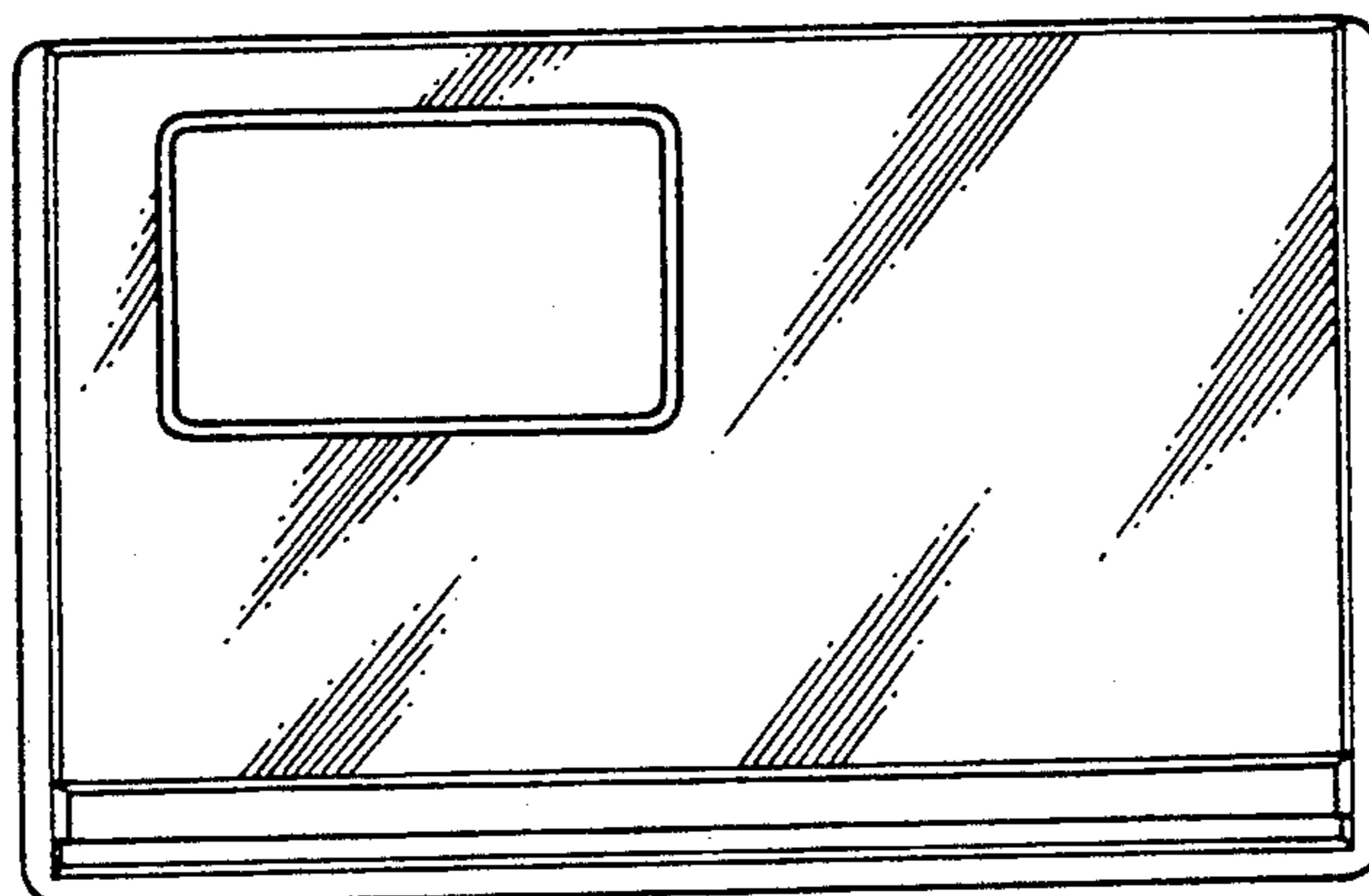


FIG. 2




FIG. 3



FIG. 4




FIG. 5




FIG. 6

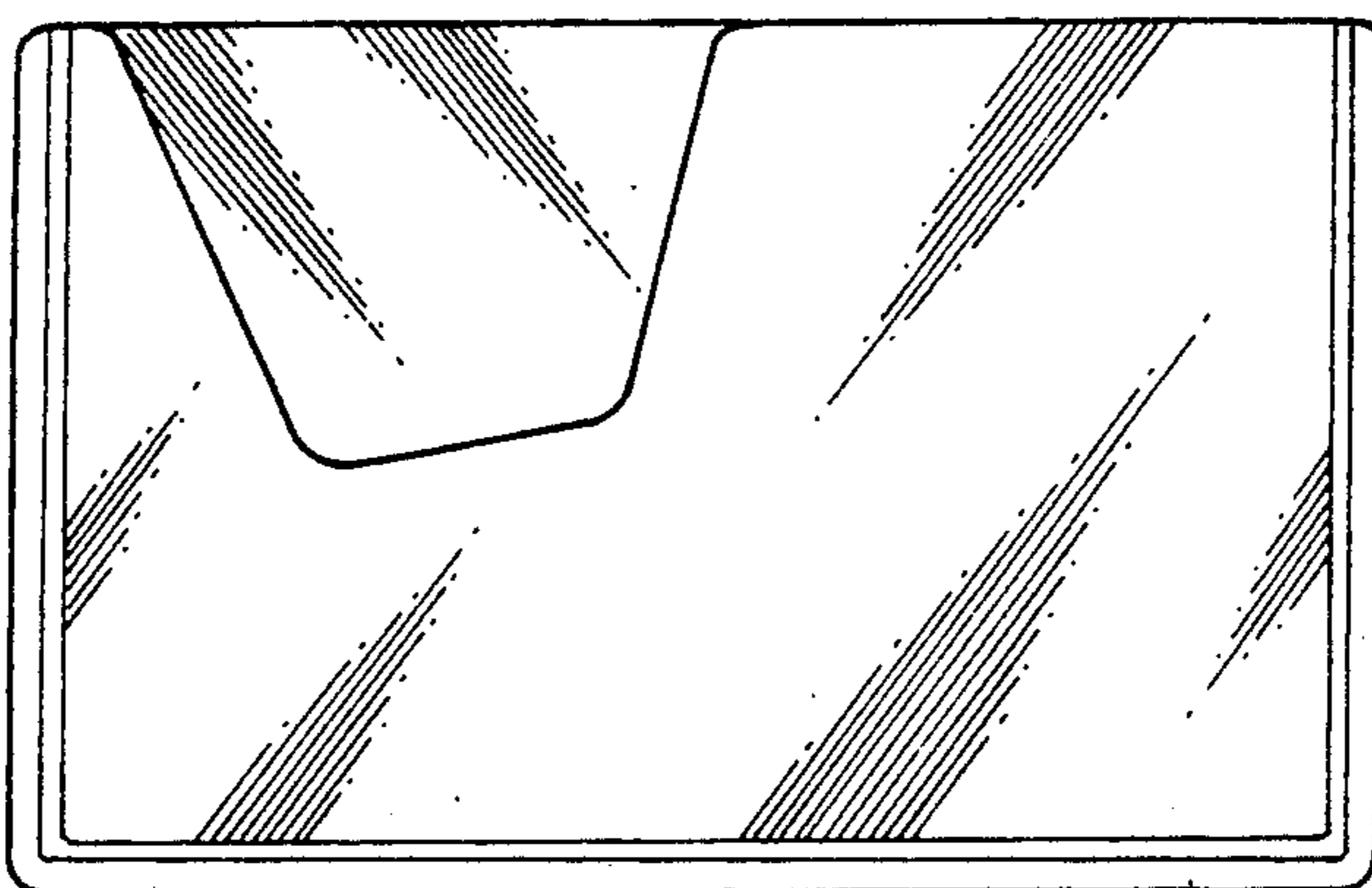


FIG. 7

