

[54] SKID MEMBER FOR CALIPER GAUGE OF CONTACTING TYPE

[75] Inventor: Michael K. Norton, Los Gatos, Calif.

[73] Assignee: Measurex Corporation, Cupertino, Calif.

[**] Term: 14 Years

[21] Appl. No.: 345,645

[22] Filed: May 1, 1989

[52] U.S. Cl. D10/73

[58] Field of Search D10/70, 71, 72, 73; 33/501.02, 501.03, 558.01, 782, 783, 794, 797, 803, 772; 324/229, 231

[56] References Cited

U.S. PATENT DOCUMENTS

- D. 163,776 6/1951 Semeneck D10/73
- D. 163,777 6/1951 Semeneck D10/73
- 2,165,647 7/1939 Ochmichen 73/782

- 2,665,333 1/1954 Dunipace et al. 73/782
- 3,818,327 6/1974 Alexander 73/782
- 3,828,248 8/1974 Wennerberg 73/782
- 4,107,847 8/1978 Typpo et al. 73/782
- 4,741,109 5/1988 McCurdy et al. 73/782

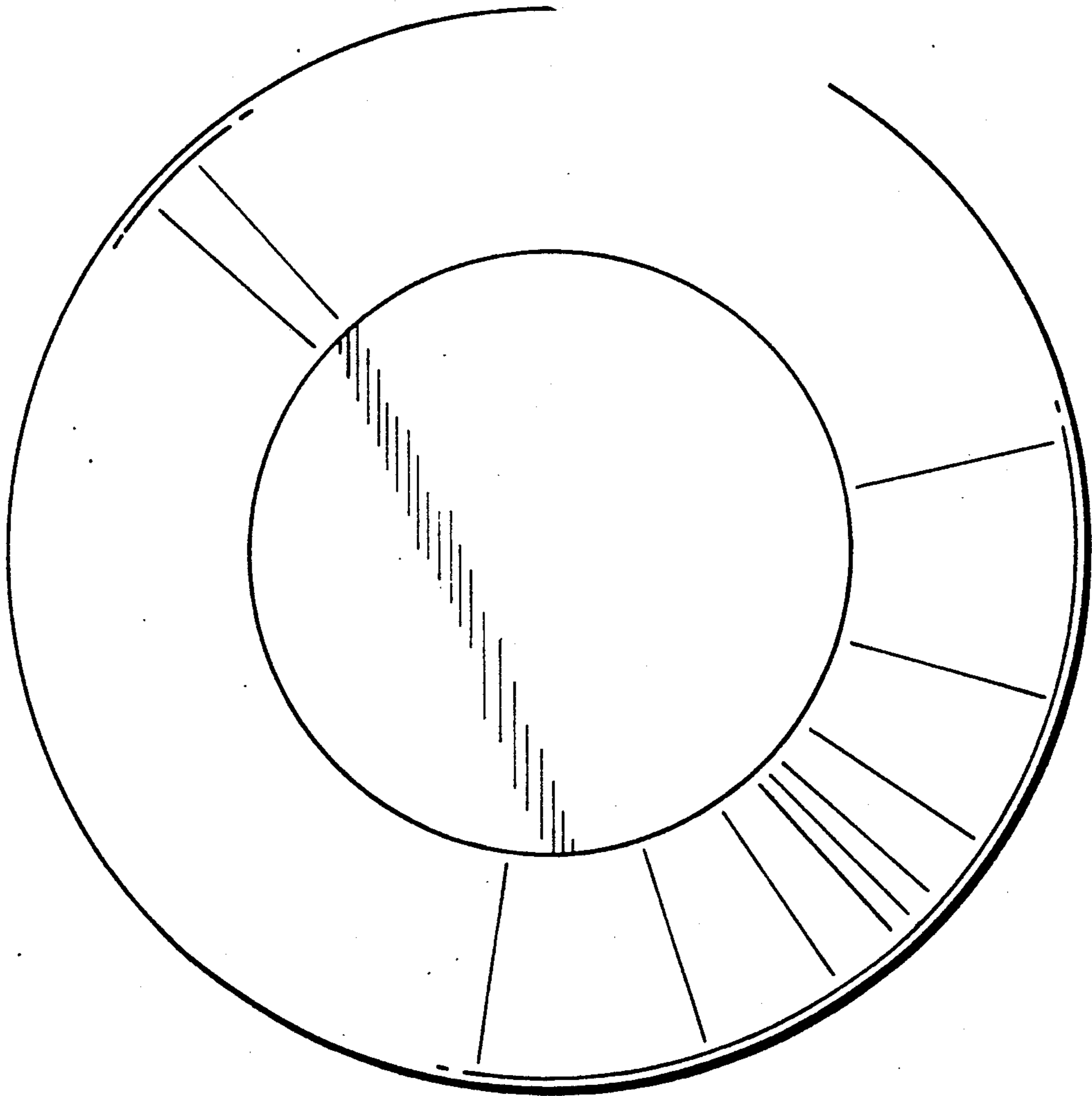
Primary Examiner—Nelson C. Holtje
Assistant Examiner—Antoine D. Davis
Attorney, Agent, or Firm—Burns, Doane, Swecker & Mathis

[57] CLAIM

The ornamental design for a skid member for caliper gauge contacting type, as shown and described.

DESCRIPTION

FIG. 1 is a top plan view of a skid member for a caliper gauge of contacting type showing my new design; FIG. 2 is a right side elevational view, the left side elevational view being identical; FIG. 3 is a bottom plan view; and FIG. 4 is a cross-sectional view taken along line 4—4 of FIG. 3 thereof.




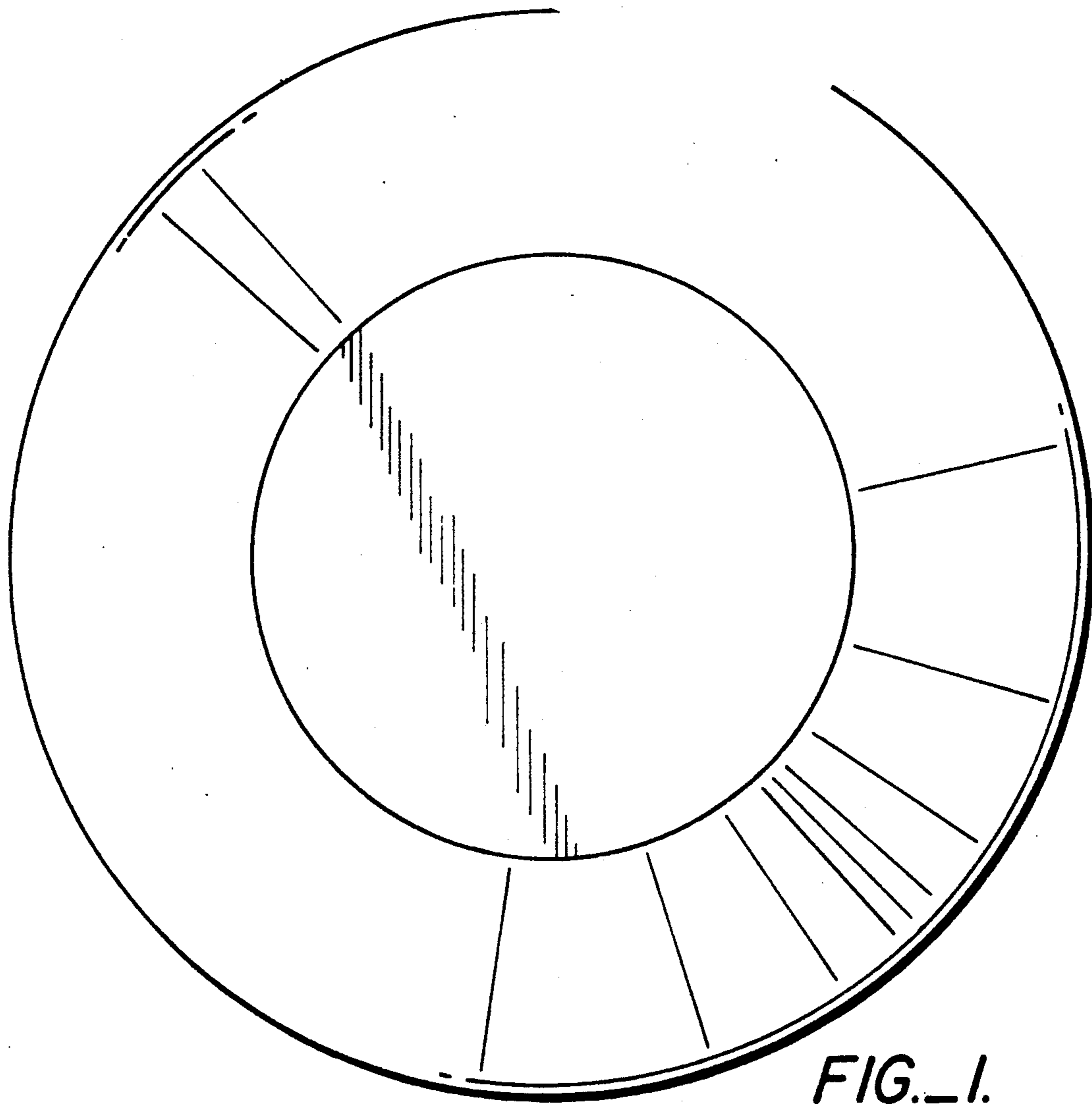


FIG. 2.

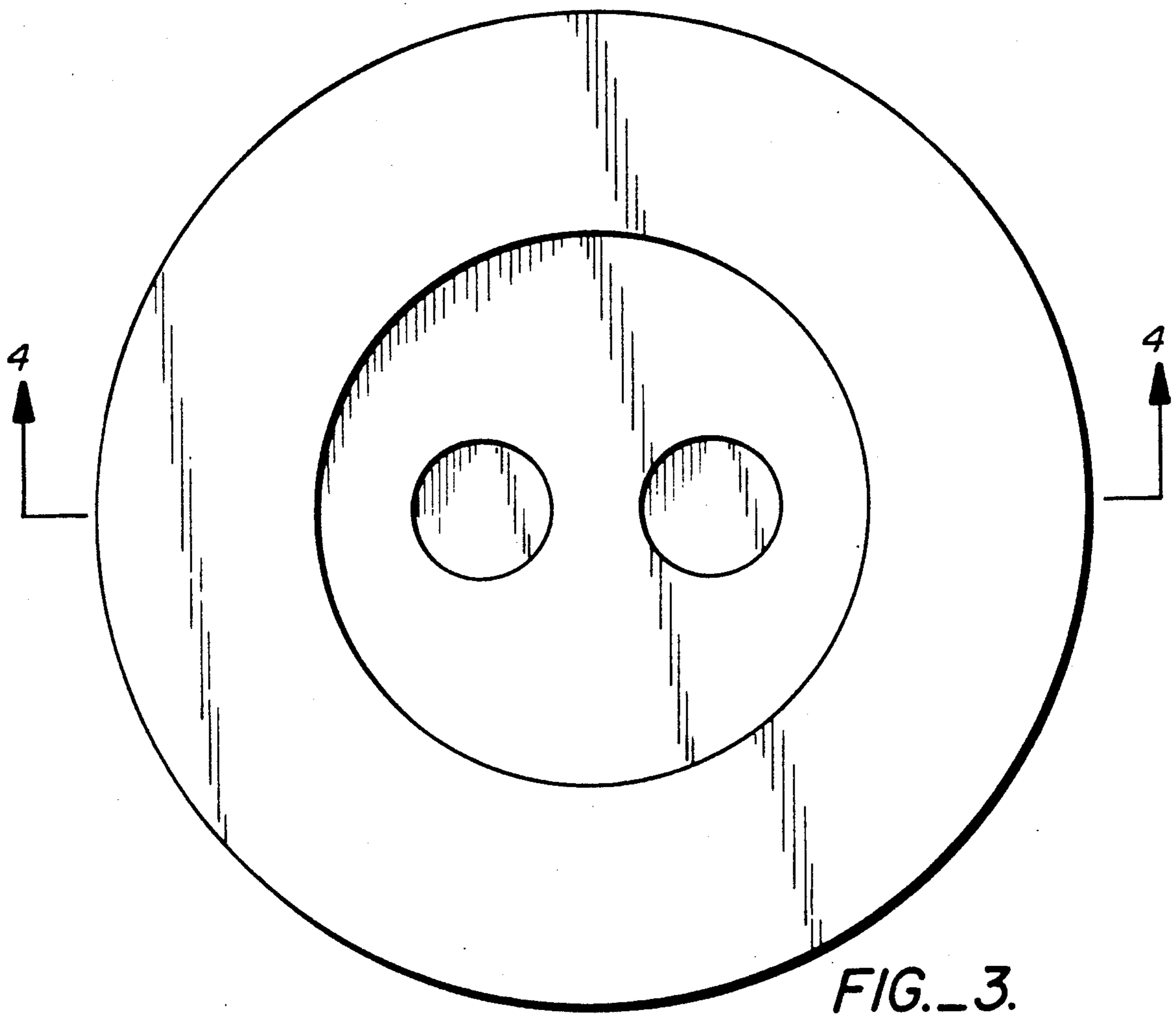


FIG. 4.