

[54] WRISTWATCH

[75] Inventor: Eddy Burgener, Moutier, Switzerland

[73] Assignee: Roventa-Henex SA, Bienne, Switzerland

[**] Term: 14 Years

[21] Appl. No.: 218,073

[22] Filed: Jul. 13, 1988

[30] Foreign Application Priority Data

Jan. 19, 1988 [WO] World Int. Prop. O. DM/010096

[52] U.S. Cl. D10/32

[58] Field of Search D10/30, 32, 38, 39, D10/122, 123, 124, 125, 126; D11/2, 3, 4, 5; 63/1.1, 2, 3, 4, 21, 22, 23, 24, 25; 368/10, 11, 14, 13, 223, 227, 228, 229, 232, 239, 240, 241, 242, 276, 277, 278, 280, 281, 282, 285, 290, 291, 292, 294, 316, 317

[56] References Cited

U.S. PATENT DOCUMENTS

- D. 309,865 8/1990 Woomer D10/39
- D. 310,334 9/1990 Jahan D10/32
- D. 310,335 9/1990 Wunderman D10/32

- D. 312,792 12/1990 Ratajski D10/32
- D. 312,973 12/1990 Woomer D10/39
- 2,221,206 11/1940 Schwankhaus 368/281
- 2,382,728 8/1945 Kupchick 368/291
- 3,738,100 6/1973 Hassman et al. 368/282

FOREIGN PATENT DOCUMENTS

460417 1/1937 Switzerland 368/281

OTHER PUBLICATIONS

- European Journal, Watch, 2/1978, p. 3.
- European Journal, Watches, 6/1988, p. 56.
- Hong Kong Enterprise, Watches, 7/1988, p. 165.


Primary Examiner—Nelson C. Holtje
Assistant Examiner—Antoine D. Davis
Attorney, Agent, or Firm—Bacon & Thomas

[57] CLAIM

The ornamental design for a wristwatch, as shown.

DESCRIPTION

FIG. 1 is a top plan view of a wristwatch showing my new design;
FIG. 2 is a left side elevational view;
FIG. 3 is a right side elevational view;
FIG. 4 is a bottom plan view;
FIG. 5 is a front elevational view; and
FIG. 6 is a rear elevational view thereof.






FIG. 1



FIG. 2



FIG. 3

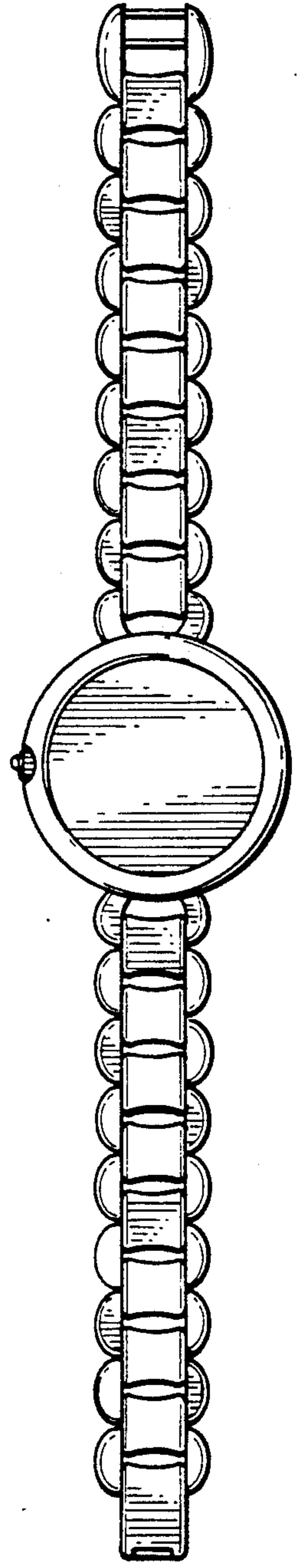


FIG. 4



FIG. 5



FIG. 6