

[54] KNIFE

[76] Inventor: Jim W. Sargent, 1403 Chisholm Rd., Florence, Ala. 35630

[**] Term: 14 Years

[21] Appl. No.: 338,128

[22] Filed: Apr. 14, 1989

[52] U.S. Cl. D8/99

[58] Field of Search D8/98, 99, 100, 101; 30/159, 151, 152, 153, 154, 155, 156, 157, 158, 160, 161

[56] References Cited

U.S. PATENT DOCUMENTS

D. 111,073	8/1938	Fischer	D8/99
D. 256,981	9/1980	Sakurai	D8/99
D. 257,612	12/1980	Goldin et al.	D8/99
2,360,165	10/1944	Schrade	30/159
2,826,813	3/1958	Flocke	30/159

OTHER PUBLICATIONS

Allway Tools, p. 8, 8/13/86, Linoleum Knife.
Gutman Catalog, 1982, p. 57, Utility Knives, 290 Catalogs.

Primary Examiner—Bernard Ansher
Assistant Examiner—Philip Hyder
Attorney, Agent, or Firm—Kennedy & Kennedy

[57] CLAIM

The ornamental design for a knife, as shown and described.

DESCRIPTION

FIG. 1 is a perspective view of a knife showing my new design, in a closed position;
FIG. 2 is a side elevational view thereof, the opposite side being a mirror image;
FIG. 3 is a top plan view thereof;
FIG. 4 is a bottom plan view thereof;
FIG. 5 is a front elevational view thereof;
FIG. 6 is a rear elevational view thereof;
FIG. 7 is a perspective view in an alternate position illustrated in FIG. 1;
FIG. 8 is a side elevational view of FIG. 7, the opposite side being a mirror image;
FIG. 9 is a top plan view of FIG. 7;
FIG. 10 is a bottom plan view of FIG. 7;
FIG. 11 is a front elevational view of FIG. 7; and
FIG. 12 is a rear elevational view of FIG. 7.

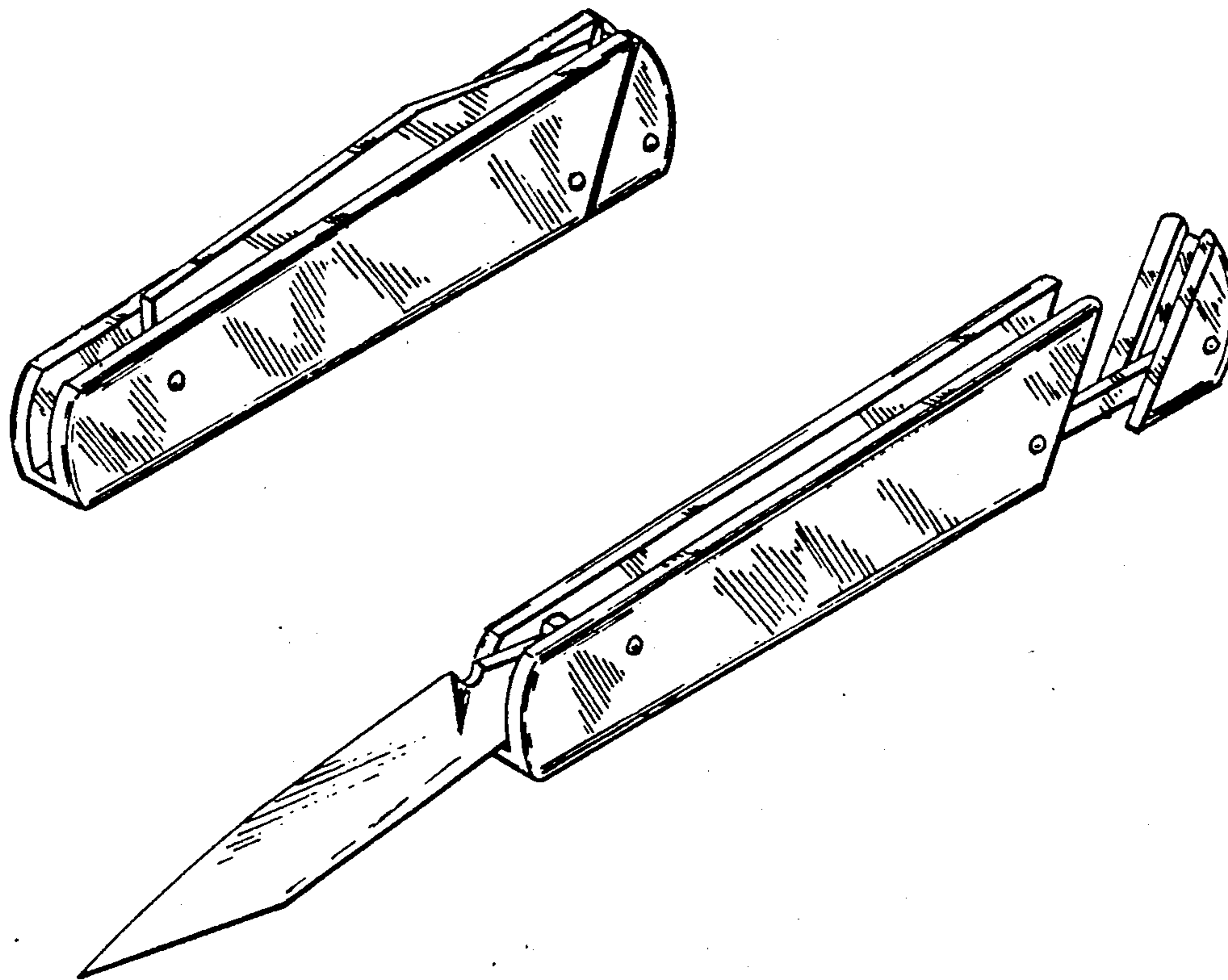


Fig 1

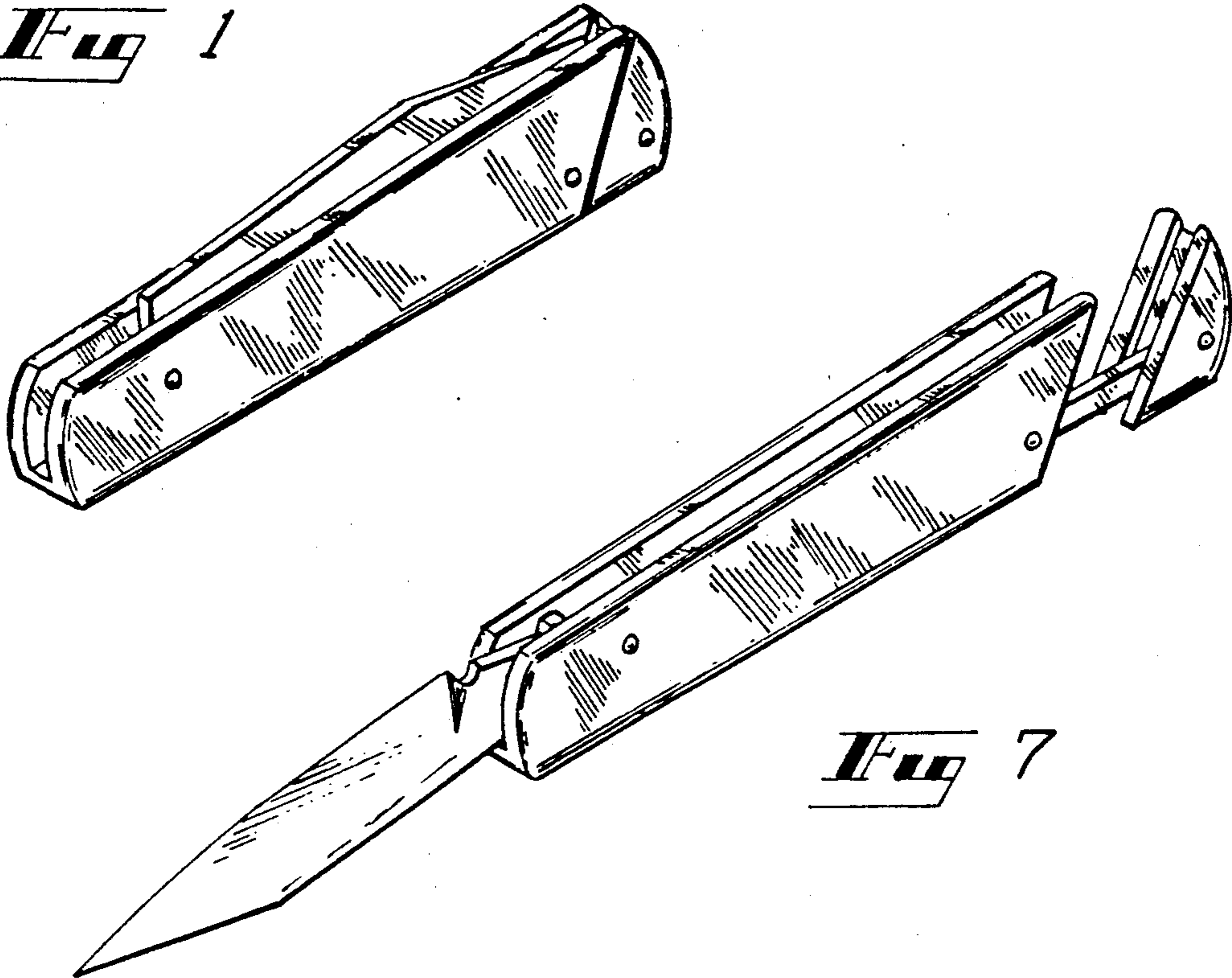


Fig 7

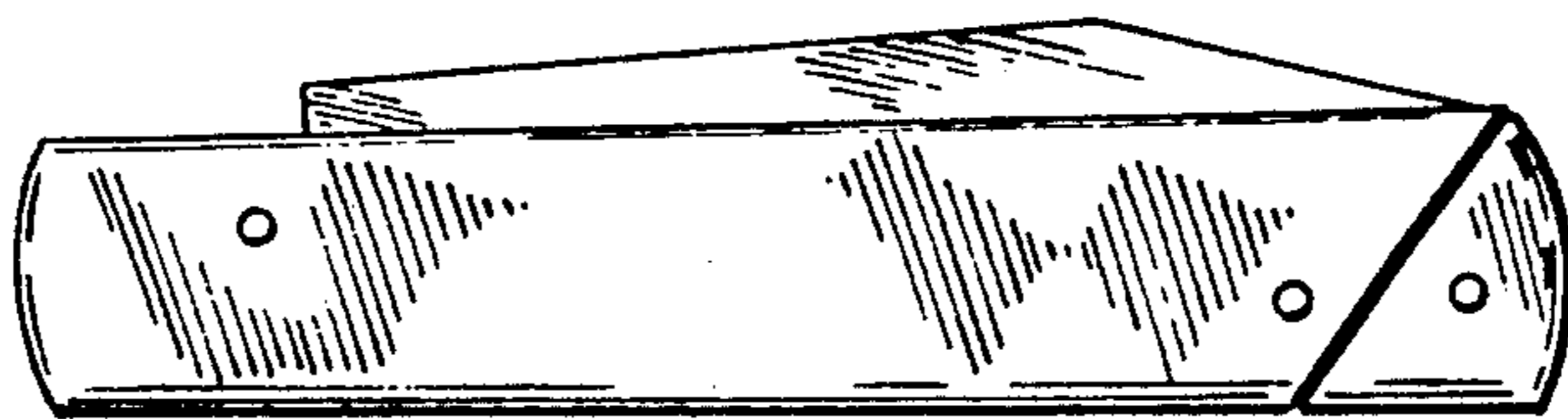


Fig 2

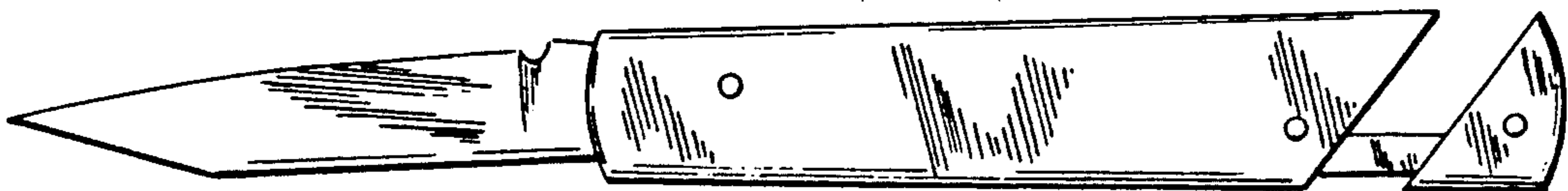


Fig 8

Fig 3




Fig 9



Fig 4



Fig 10



Fig 5



Fig 11



Fig 6



Fig 12