

# United States Patent [19]

Yoshinaga

[11] Patent Number: **Des. 319,761**

[45] Date of Patent: **\*\* Sep. 10, 1991**

[54] **GAS BURNING TOOL**

[75] Inventor: **Sadao Yoshinaga, Chiba, Japan**

[73] Assignee: **Prince Industrial Development Co., Ltd., Japan**

[\*\*] Term: **14 Years**

[21] Appl. No.: **456,277**

[22] Filed: **Dec. 26, 1989**

[30] **Foreign Application Priority Data**

Jun. 27, 1989 [JP] Japan ..... 1-23753

[52] U.S. Cl. .... **D8/30**

[58] Field of Search ..... D23/339; 126/401, 405, 126/406, 413, 414; D8/30, 29.1; D15/144, 144.2

[56] **References Cited**

**U.S. PATENT DOCUMENTS**

D. 237,682	11/1975	Palgren	.....	D8/30
485,161	11/1892	Barber	.....	126/414
937,622	10/1909	Mann	.....	126/414
4,785,793	11/1988	Oglesby et al.	.....	126/413
4,805,593	2/1989	Hsu	.....	126/414
4,858,593	8/1989	Hsu	.....	126/413

4,920,951	5/1990	Le Marchand et al.	.....	126/406
4,966,128	10/1990	Wang	.....	126/414

**OTHER PUBLICATIONS**

Master Appliance Corp., Adv. Brochure, front cover, Ultratorch 3.

*Primary Examiner*—James M. Gandy

*Assistant Examiner*—Lisa Lichtenstein

*Attorney, Agent, or Firm*—Ostrolenk, Faber, Gerb & Soffen

[57] **CLAIM**

The ornamental design for a gas burning tool, as shown and described.

**DESCRIPTION**

FIG. 1 is a top, left side perspective view of a gas burning tool, showing my new design;  
FIG. 2 is a front elevation view thereof;  
FIG. 3 is a left side elevation view thereof, the opposite side being a mirror image of that shown;  
FIG. 4 is a rear elevation view thereof;  
FIG. 5 is a top plan view thereof;  
FIG. 6 is a bottom plan view thereof; and  
FIG. 7 is a left side elevation view thereof, in standing position.




FIG. 1




FIG. 2




FIG. 3




FIG. 4



FIG. 5

FIG. 6

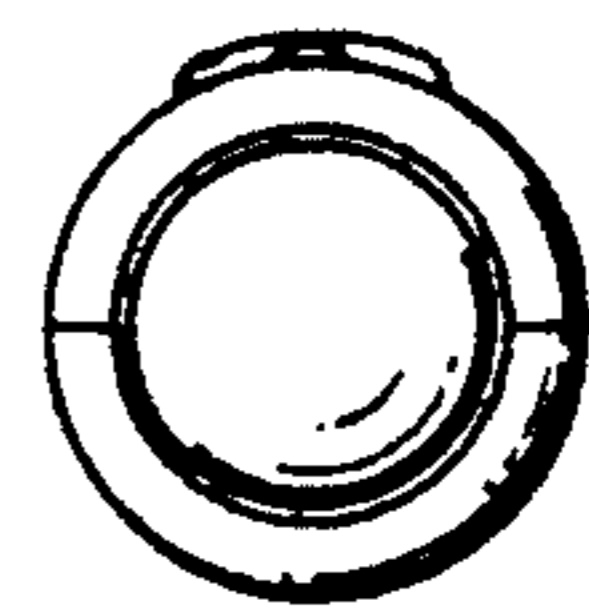


FIG. 7

