

# United States Patent [19]

Bookout

[11] Patent Number: **Des. 319,759**

[45] Date of Patent: **\*\* Sep. 10, 1991**

[54] **TOOL FOR USE IN PLUGGING A  
CYLINDRICAL PIPE**

[76] Inventor: **Timothy H. Bookout, 1625 Shepherd  
Rd., Chattanooga, Tenn. 37421**

[\*\*] Term: **14 Years**

[21] Appl. No.: **185,809**

[22] Filed: **Apr. 25, 1988**

[52] U.S. Cl. .... **D8/21**

[58] Field of Search ..... **D8/21, 22, 25, 29, 86,  
D8/98**

[56] **References Cited**

### U.S. PATENT DOCUMENTS

D. 177,664	5/1956	Caldwell et al. ....	D8/21 X
D. 260,355	8/1981	Buzzell .....	D8/21 X
D. 290,581	6/1987	Hughes .....	D8/21 X
2,570,706	10/1951	Peluse .....	D8/25

2,875,658	3/1959	Benjamin .....	D8/25
3,318,176	5/1967	Geier .....	D8/22 X
4,376,397	3/1983	Newby et al. ....	D8/21 X

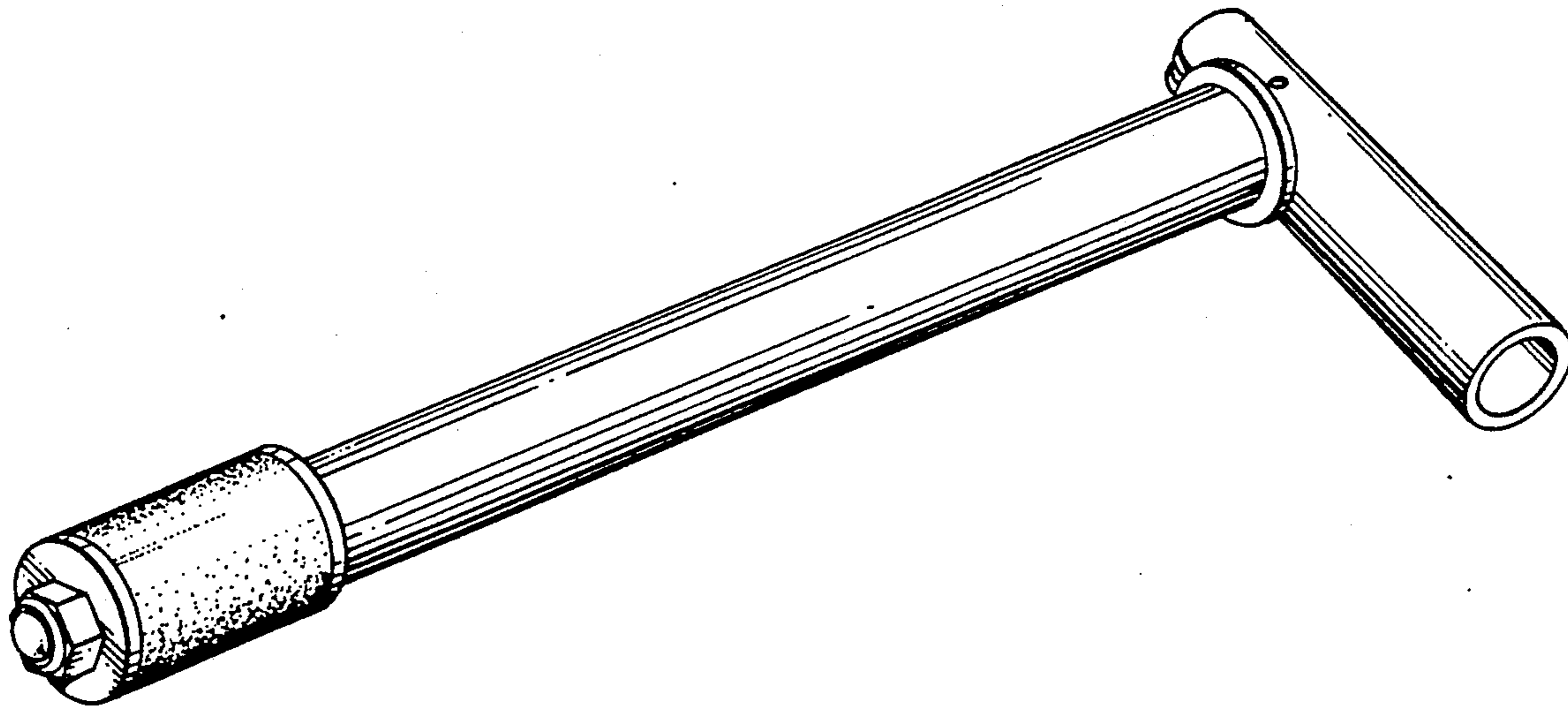
*Primary Examiner*—Bruce W. Dunkins  
*Assistant Examiner*—M. Hannon  
*Attorney, Agent, or Firm*—James B. Middleton

[57] **CLAIM**

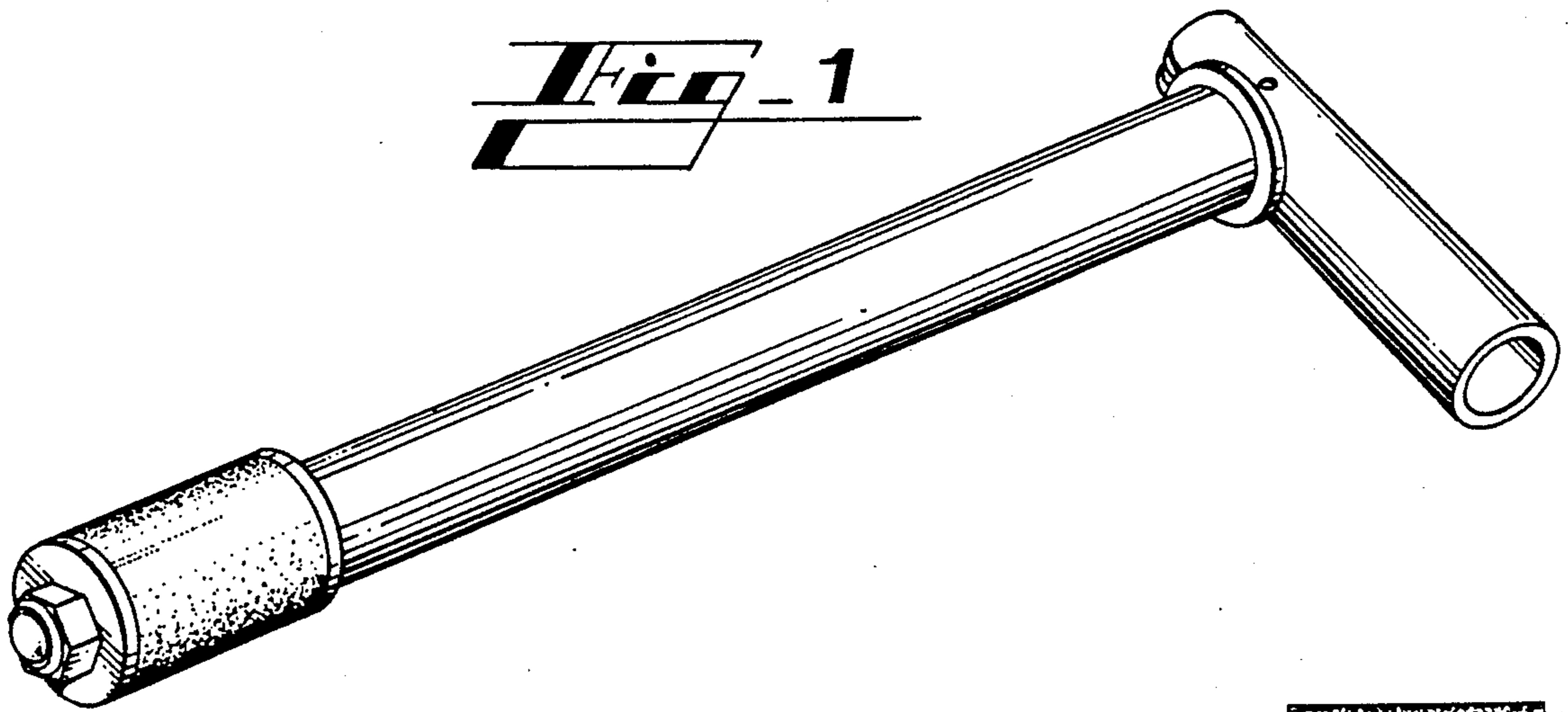
The ornamental design for a tool for use in plugging a cylindrical pipe, as shown and described.

### DESCRIPTION

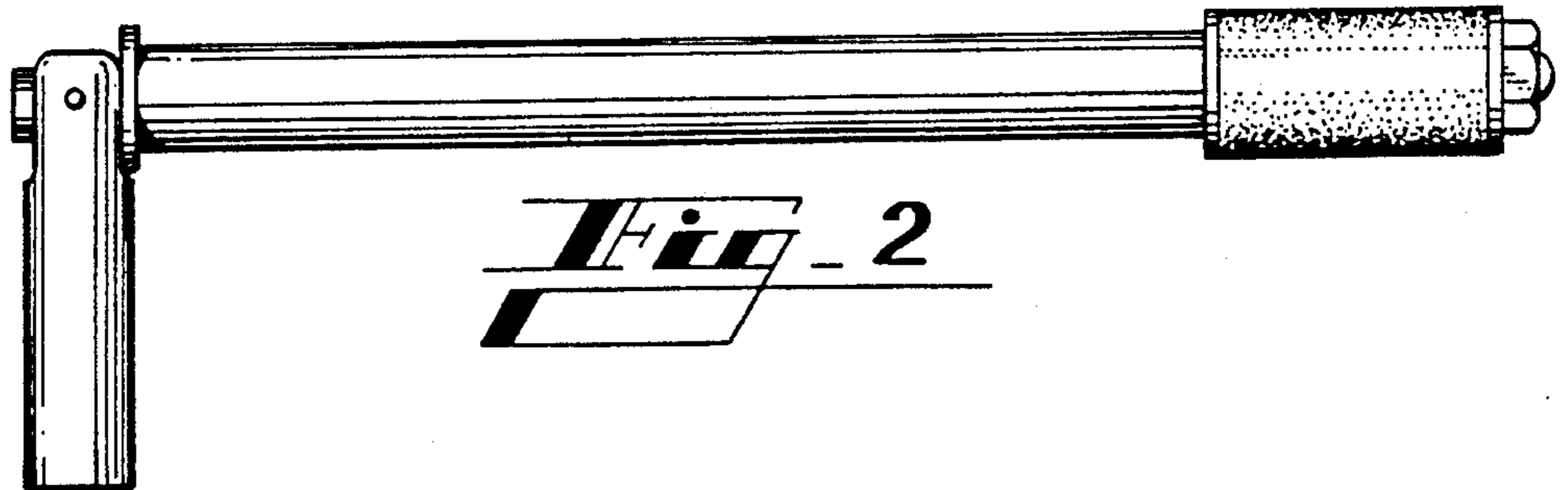
FIG. 1 is a right perspective view of a tool for use in plugging a cylindrical pipe showing my new design; FIG. 2 is a left side view thereof; FIG. 3 is a left side view showing the tool in retracted condition thereof; FIG. 4 is a top plan view thereof; and FIG. 5 is a rear view thereof.




*Fig. 1*




*Fig. 2*



*Fig. 3*



*Fig. 4*



*Fig. 5*

