

[54] JEWELRY STORAGE RACK

4,821,883 4/1989 Miller 206/566 X
4,923,069 5/1990 Germain et al. 211/13

[76] Inventor: Sandra L. McPherson, 2024
Lankestar Pl., Yukon, Okla. 73099

Primary Examiner—Brian N. Vinson
Attorney, Agent, or Firm—Robert K. Rhea

[**] Term: 14 Years

[57] CLAIM

[21] Appl. No.: 392,243

The ornamental design for a jewelry storage rack, as shown and described.

[22] Filed: Aug. 10, 1989

[52] U.S. Cl. D6/571; D6/567

DESCRIPTION

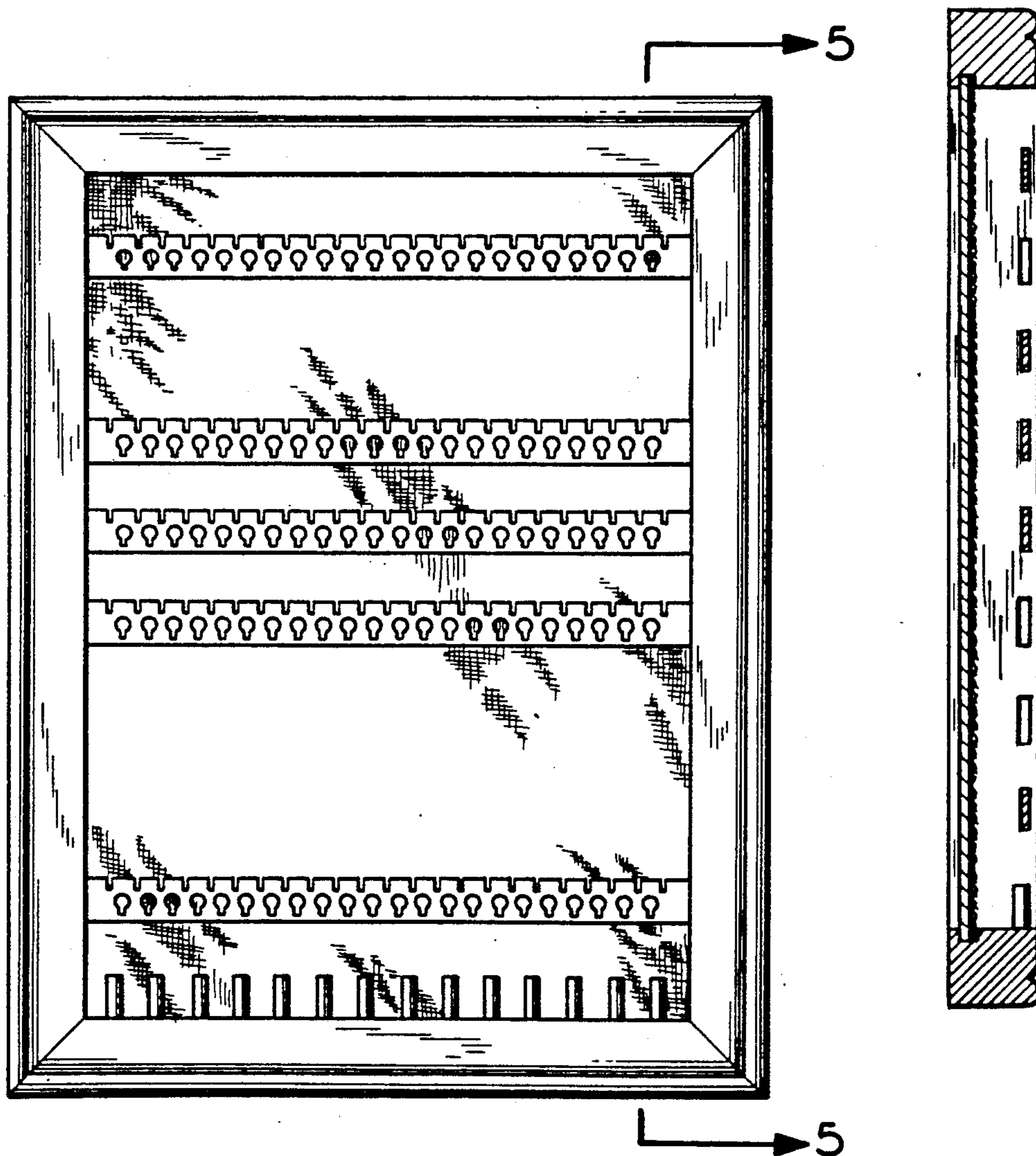
[58] Field of Search D6/432, 300, 512, 553,
D6/567, 569-572; 211/13, 60.1, 70.6, 86-87,
89; 312/114, 234, 245, 249; 206/566

FIG. 1 is a front elevational view of a jewelry storage rack showing my new design;
FIG. 2 is a right side elevational view thereof, the left side being a mirror image of that shown;
FIG. 3 is a top plan view thereof, the bottom being a mirror image of that shown;
FIG. 4 is a rear elevational view thereof; and
FIG. 5 is a vertical cross-sectional view thereof, taken along line 5-5 of FIG. 1.

[56] References Cited

U.S. PATENT DOCUMENTS

- D. 257,807 1/1981 Vander Velde et al. D6/566
- D. 314,290 2/1991 Powell D6/432
- 3,718,260 2/1973 Sharpe 211/13



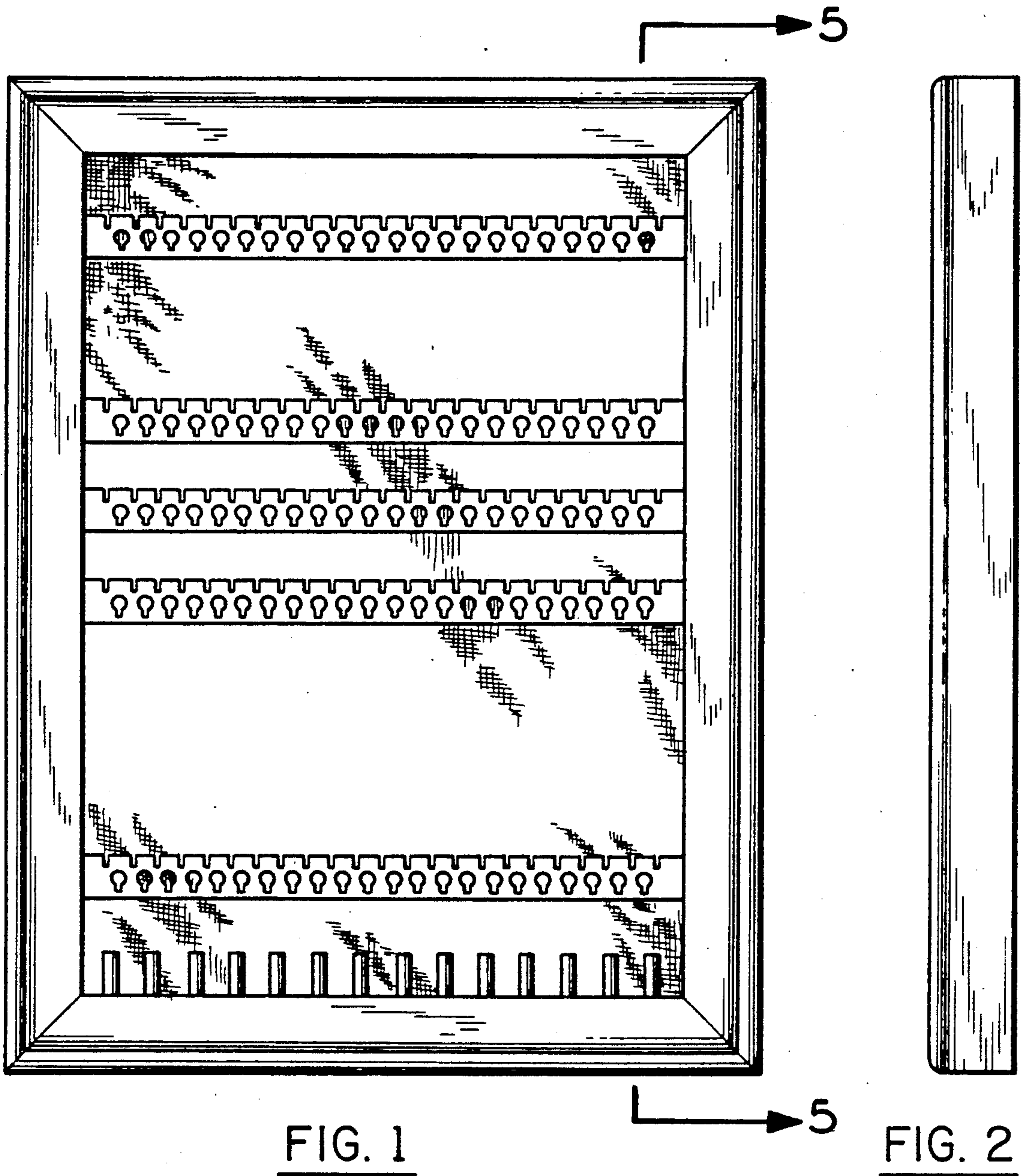


FIG. 1

FIG. 2

FIG. 3

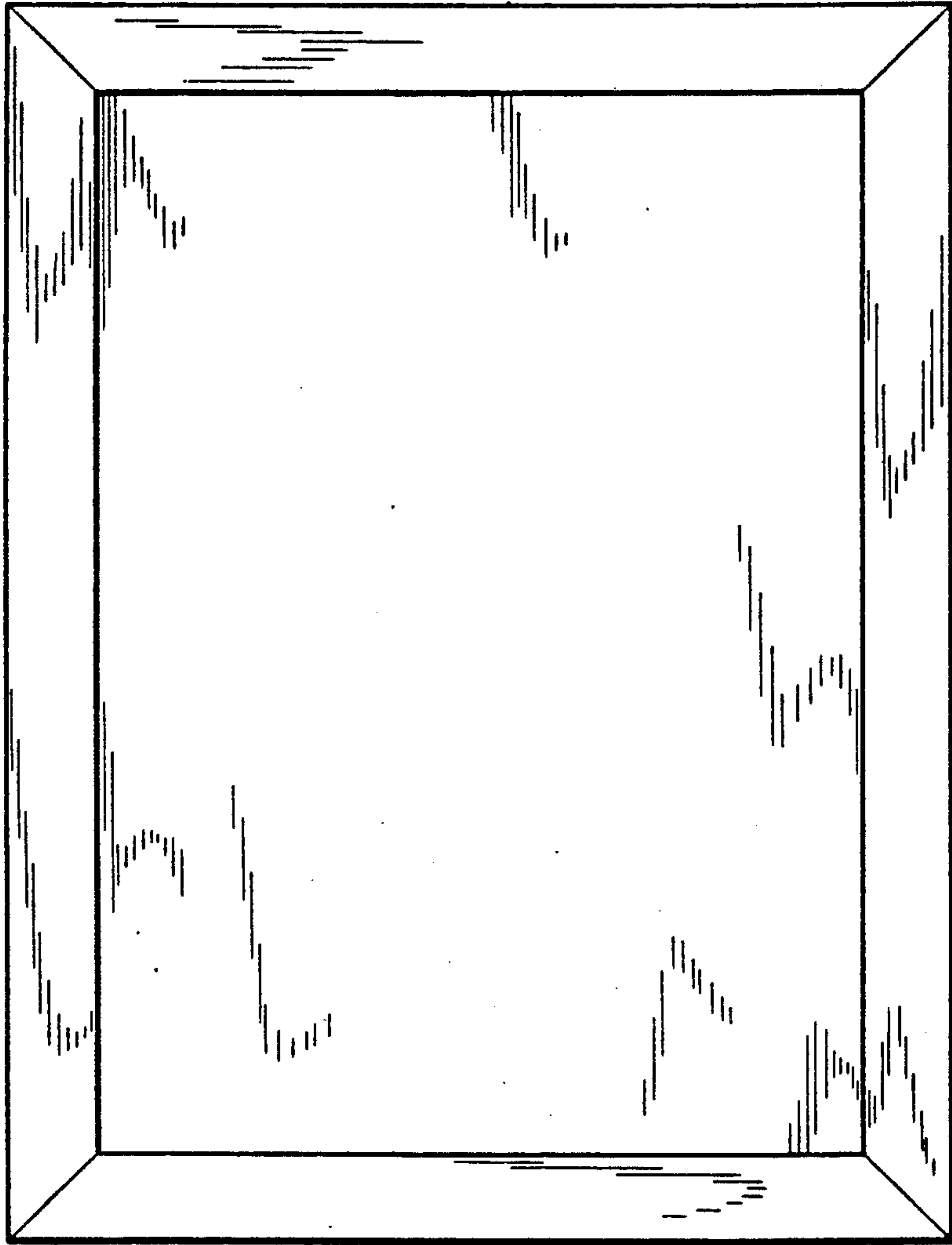


FIG. 4




FIG. 5