

- [54] **MICRO-FLOPPY DISK CASE**
- [75] **Inventor: Katsuichi Kitada, Tokyo, Japan**
- [73] **Assignee: Shin-Shin Shokai Co., Ltd., Tokyo, Japan**
- [**] **Term: 14 Years**
- [21] **Appl. No.: 241,141**
- [22] **Filed: Sep. 7, 1988**
- [52] **U.S. Cl. D3/35; D9/423; D9/432**
- [58] **Field of Search D3/30.1, 35, 74; D14/121, 114; D9/341, 337, 499; 206/387, 307, 312, 313**

[56] **References Cited**
U.S. PATENT DOCUMENTS

D. 221,193	7/1971	Goren	D3/35
D. 226,146	1/1973	Price	D3/35
D. 280,951	10/1985	Holland	D3/35
D. 290,003	5/1987	Clausen et al.	D14/121 X
D. 291,744	9/1987	Cohen	D3/35

D. 307,667	5/1990	Ozeki	D3/35
4,501,361	2/1985	Rose, Jr.	206/387 X
4,635,797	1/1987	Bankier	206/387 X
4,676,374	6/1987	Wilkins	206/309 X

Primary Examiner—Bernard Ansher
Assistant Examiner—Prabhakar Deshmukh

[57] **CLAIM**

The ornamental design for a micro-floppy disk case, as shown and described.

DESCRIPTION

FIG. 1 is a perspective view of a micro floppy disk case showing my new design;
FIG. 2 is a bottom plan view thereof; in open position;
FIG. 3 is a front elevational of FIG. 1;
FIG. 4 is a left side elevation of FIG. 1; the right side elevation being a mirror image;
FIG. 5 is a top plan view thereof; in open position.
FIG. 6 is a sectional elevation taken along line 6—6 of FIG. 5.
FIG. 7 is a sectional elevation taken along lines 7—7 of FIG. 5.

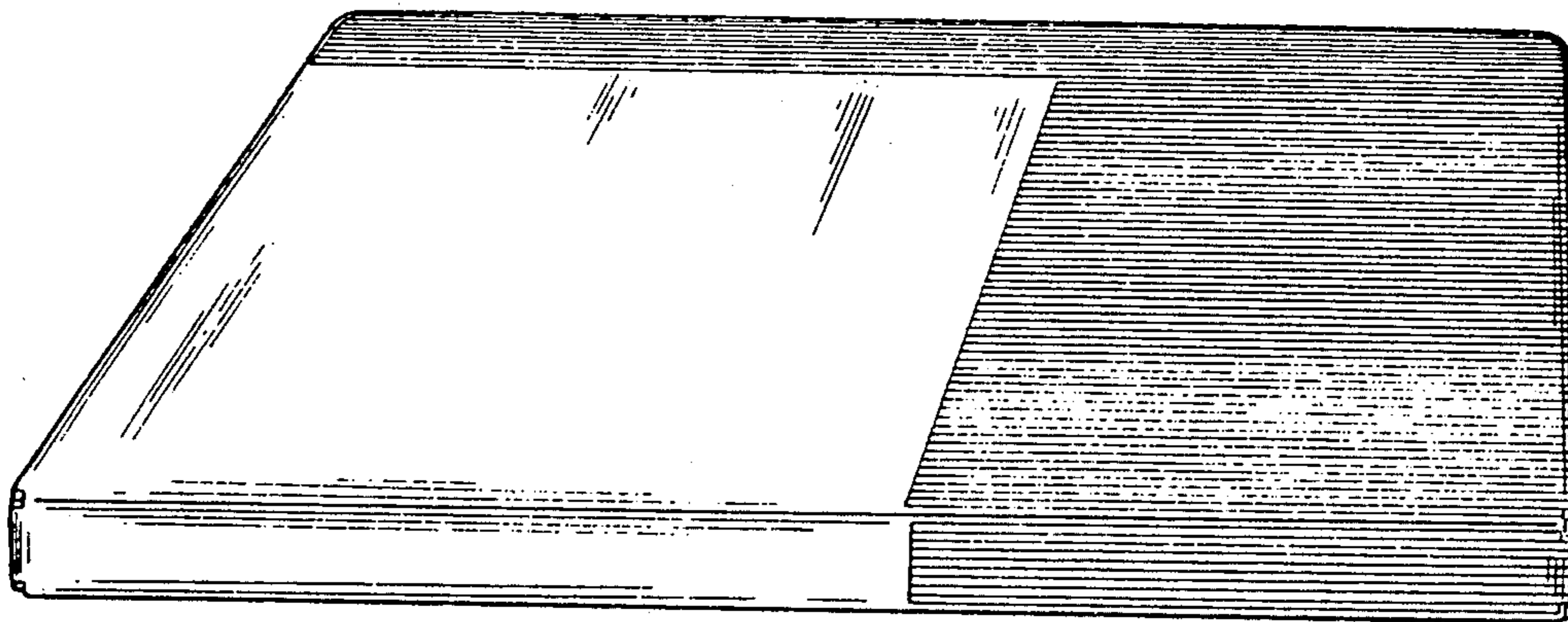


FIG. 2




FIG. 1

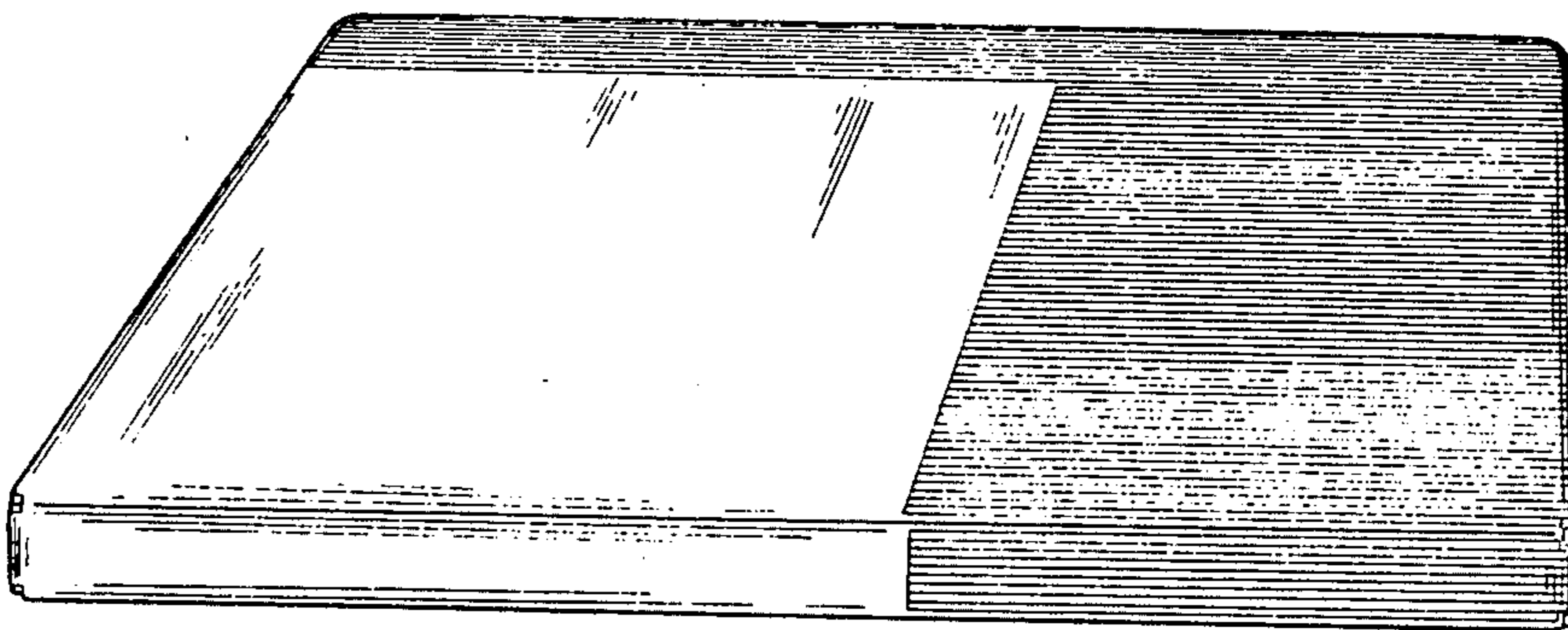


FIG. 3

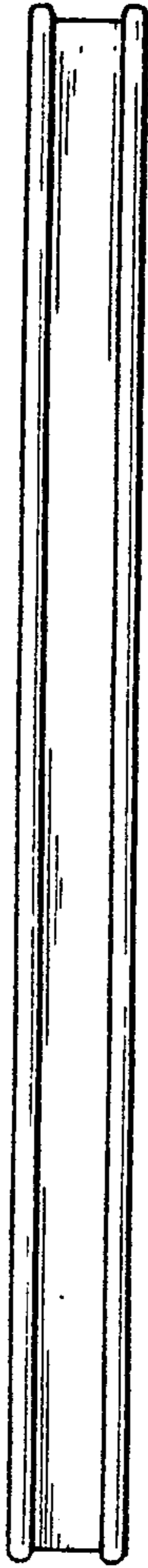


FIG. 6

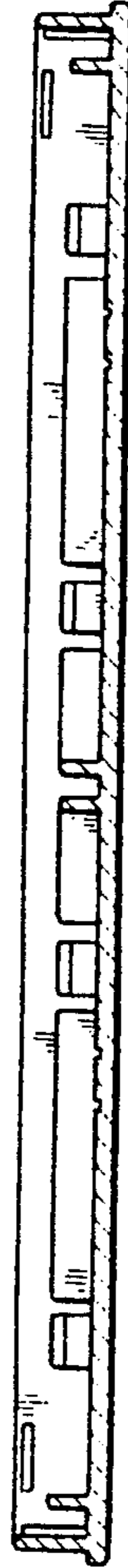


FIG. 4




FIG. 7



FIG. 5

