

[54] **SHOE UPPER**  
 [75] **Inventor: Tinker L. Hatfield, Portland, Oreg.**  
 [73] **Assignees: Nike, Inc.; Nike International Ltd., Beaverton, Oreg.**  
 [\*\*] **Term: 14 Years**  
 [21] **Appl. No.: 618,832**  
 [22] **Filed: Nov. 27, 1990**  
 [52] **U.S. Cl. .... D2/314; D2/310**  
 [58] **Field of Search ..... D2/264, 265, 268, 269, D2/272, 308-314; 36/45, 83, 84, 102-106, 112-116, 132, 136**

D. 301,935 7/1989 Jonah ..... D2/309  
 D. 302,898 8/1989 Greenberg ..... D2/314  
 D. 304,389 11/1989 Miller ..... D2/314  
 D. 307,210 4/1990 Hatfield ..... D2/314  
 D. 307,508 5/1990 Miller et al. .... D2/314  
 1,699,472 1/1929 Lundy .  
 4,559,722 12/1985 Norton ..... 36/89  
 4,663,865 5/1987 Telecemian ..... 36/114

**OTHER PUBLICATIONS**

American Shoemaking, Oct. 21, 1953, p. 23.  
 1990 Spring Nike Catalog, pp. 22, 40 and 44 (published 6/89).

*Primary Examiner*—Louis S. Zarfaz  
*Attorney, Agent, or Firm*—Banner, Birch, McKie & Beckett

[56] **References Cited**

**U.S. PATENT DOCUMENTS**

33,396 10/1861 Mansfield .  
 D. 86,958 5/1932 Hakim .  
 153,829 8/1874 Hussey .  
 D. 262,496 1/1982 DeCoster ..... D2/309  
 D. 281,115 10/1985 Campbell et al. .... D2/309  
 D. 283,364 4/1986 Gamm ..... D2/309  
 D. 291,143 8/1987 Selbiger et al. .... D2/314  
 D. 291,383 8/1987 Campbell et al. .... D2/309  
 D. 291,501 8/1987 Tong ..... D2/314  
 D. 294,192 2/1988 Igoe ..... D2/309  
 D. 294,654 3/1988 Liggett et al. .... D2/314  
 D. 295,916 5/1988 Selbiger ..... D2/314  
 D. 296,262 6/1988 Brown et al. .... D2/314  
 D. 297,281 8/1988 Lussier ..... D2/314  
 D. 298,082 10/1988 Selbiger et al. .... D2/310 X  
 D. 298,283 11/1988 Swett et al. .... D2/314  
 D. 299,582 1/1989 McCrea et al. .  
 D. 301,081 5/1989 Quan et al. .

[57] **CLAIM**

The ornamental design for a shoe upper, as shown and described.

**DESCRIPTION**

FIG. 1 is a side elevational view of one side of a shoe upper showing my new design;  
 FIG. 2 is a side elevational view of the other side of the shoe upper shown in FIG. 1;  
 FIG. 3 is a front elevational view of the shoe upper shown in FIG. 1;  
 FIG. 4 is a rear elevational view of the shoe upper shown in FIG. 1; and  
 FIG. 5 is a top plan view of the shoe upper shown in FIG. 1;  
 The broken line showing of a shoe sole is for illustrative purposes only and forms no part of the claimed design.


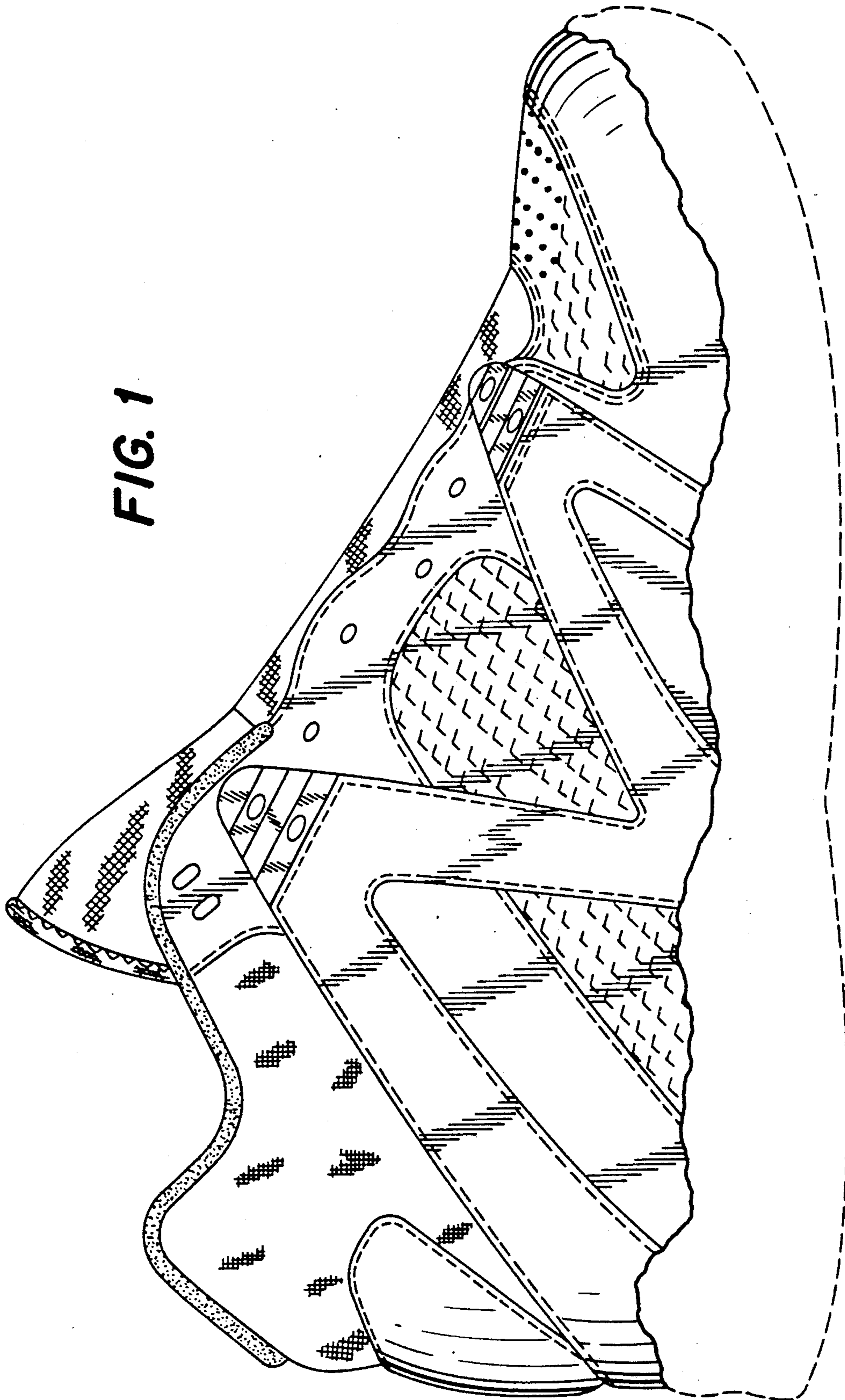
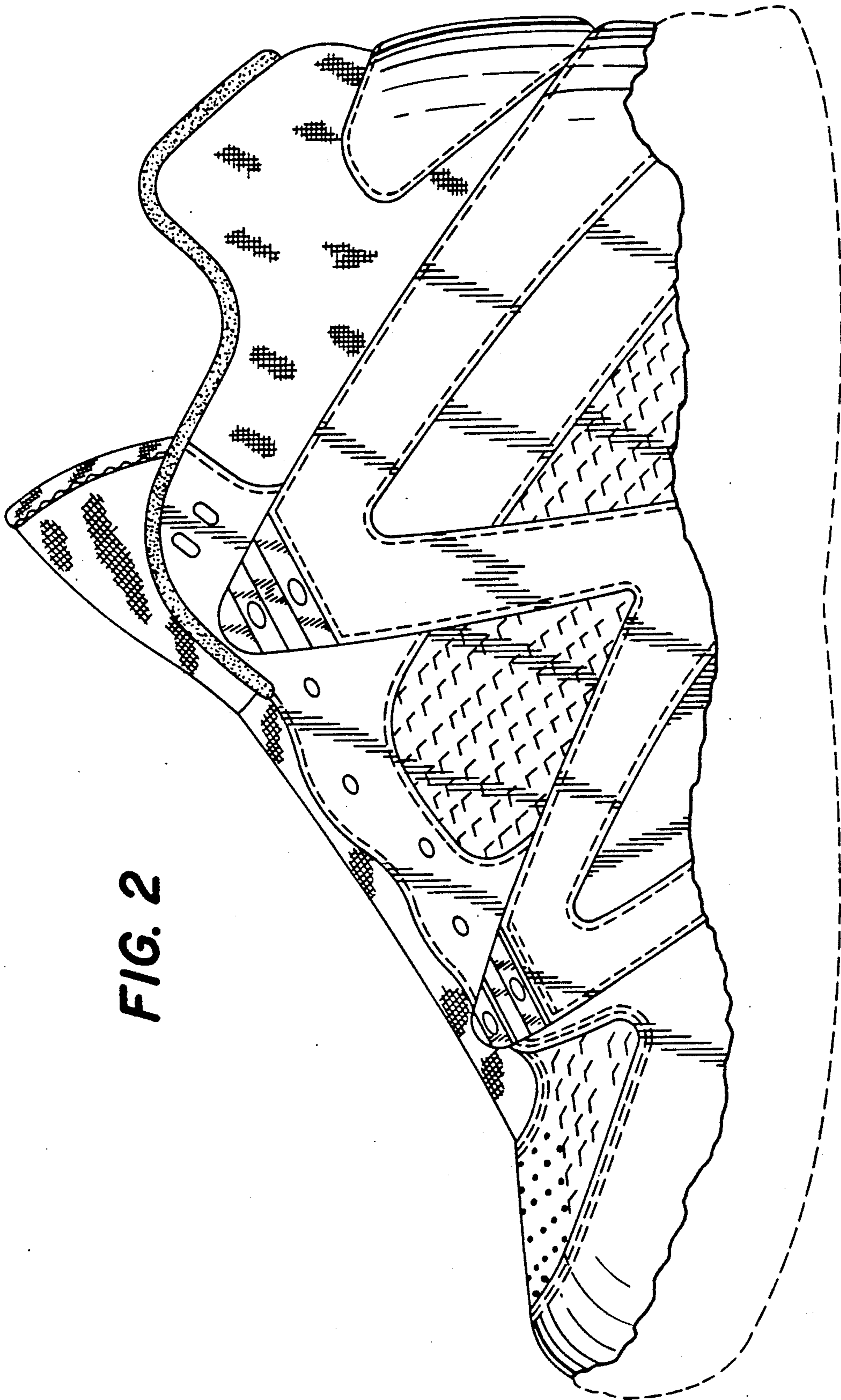


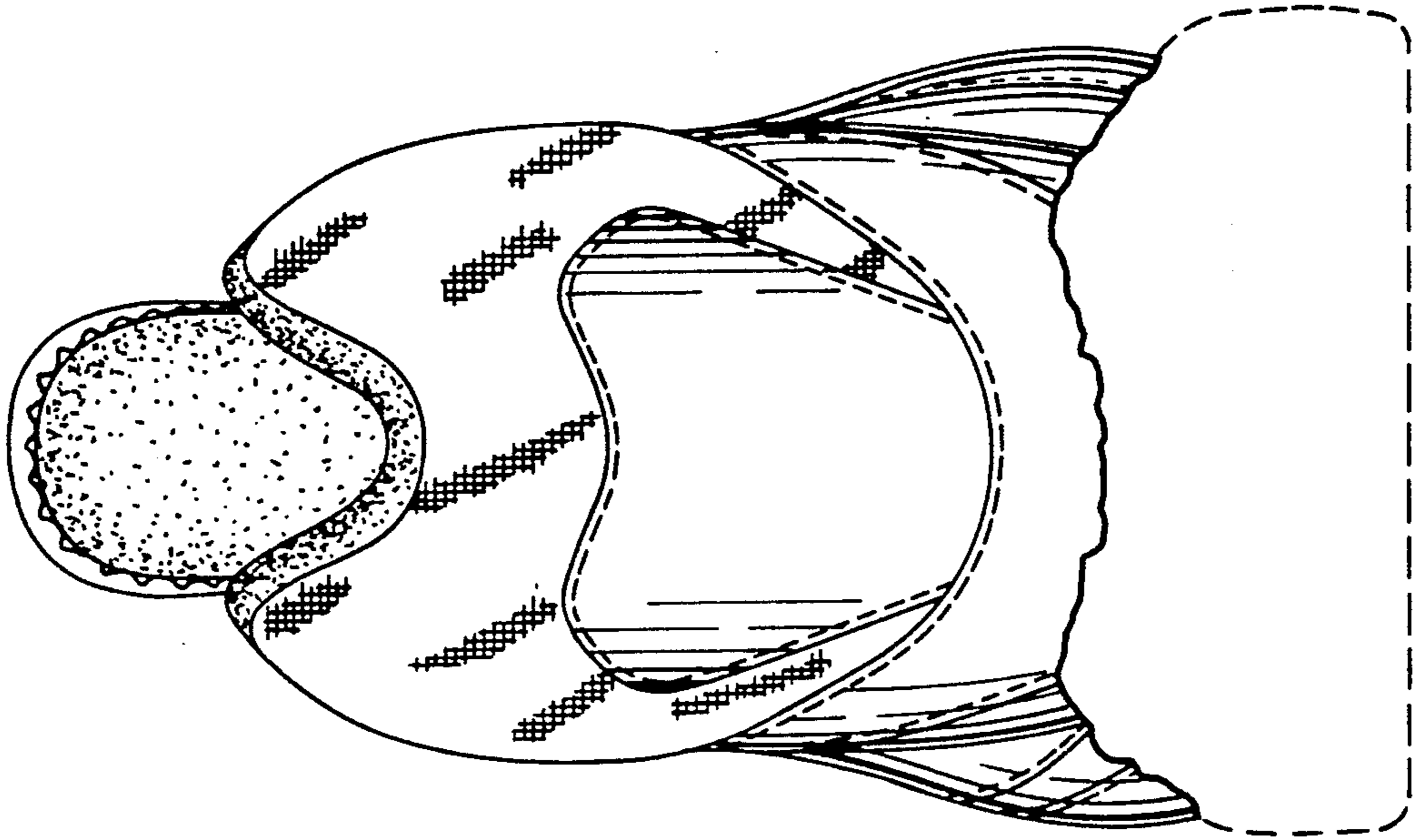
FIG. 1





**FIG. 2**

**FIG. 4**



**FIG. 3**

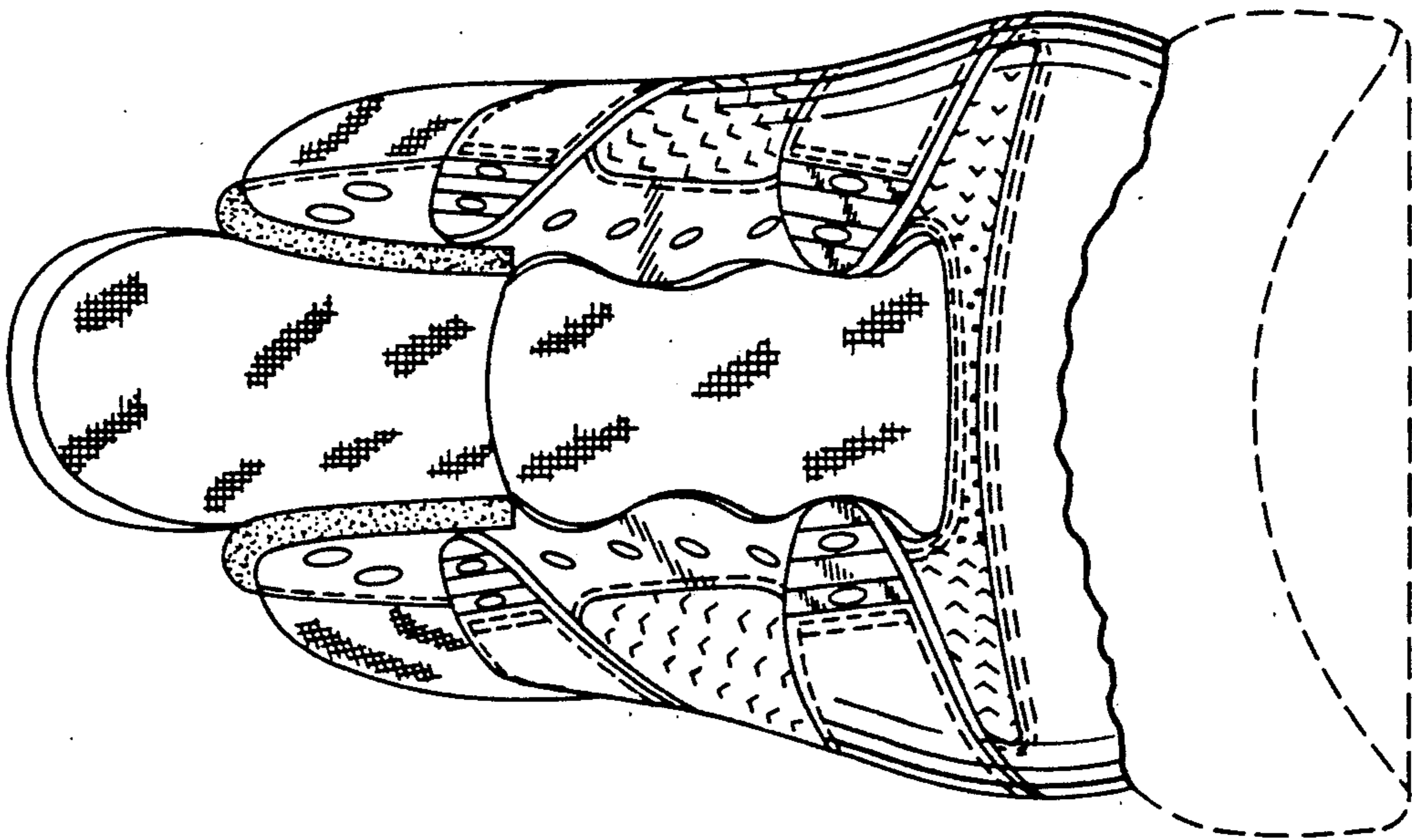


FIG. 5

