

[54] ELECTRIC SHAVER FOR VIBRISSAE AND CAP THEREFOR

D. 307,491 4/1990 Okada ..... D28/50  
3,925,888 12/1975 Bozsanyi ..... 30/29.5  
4,958,432 9/1990 Marshall ..... 30/29.5

[75] Inventor: Hiroshi Fujisawa, Sakura, Japan

[73] Assignee: Kabushiki Kaisha Kawasaki Seiki Seisakusho, Tokyo, Japan

[\*\*] Term: 14 Years

[21] Appl. No.: 346,756

[22] Filed: May 2, 1989

[52] U.S. Cl. .... D28/50

[58] Field of Search ..... D28/44, 49, 50, 51, D28/52, 53, 54; D24/26; 30/42, 43, 43.3, 43.7, 43.8, 43.9, 43.91, 43.92, 44, 45, 29.5

[56] References Cited

U.S. PATENT DOCUMENTS

- D. 189,666 1/1961 Edwards ..... D28/50
- D. 233,957 12/1974 Struck ..... D28/44
- D. 283,059 3/1986 Satoh et al. .... D28/50
- D. 305,162 12/1989 Mockovak ..... D28/53
- D. 305,806 1/1990 Fujisawa ..... D28/51

Primary Examiner—Melvin B. Feifer  
Assistant Examiner—Philip Hyder  
Attorney, Agent, or Firm—Armstrong, Nikaido, Marmelstein, Kubovcik & Murray

[57] CLAIM

The ornamental design for electric shaver for vibrissae and cap therefor, as shown and described.

DESCRIPTION

FIG. 1 is a perspective view of an electronic shaver for vibrissae and cap therefor showing my new design, in an open position;  
FIG. 2 is a front elevational view thereof, in closed position;  
FIG. 3 is a right side elevational view of FIG. 2;  
FIG. 4 is a left side elevational view of FIG. 2;  
FIG. 5 is a rear elevational view of FIG. 2;  
FIG. 6 is a top plan view of FIG. 2; and  
FIG. 7 is a bottom plan view of FIG. 2.

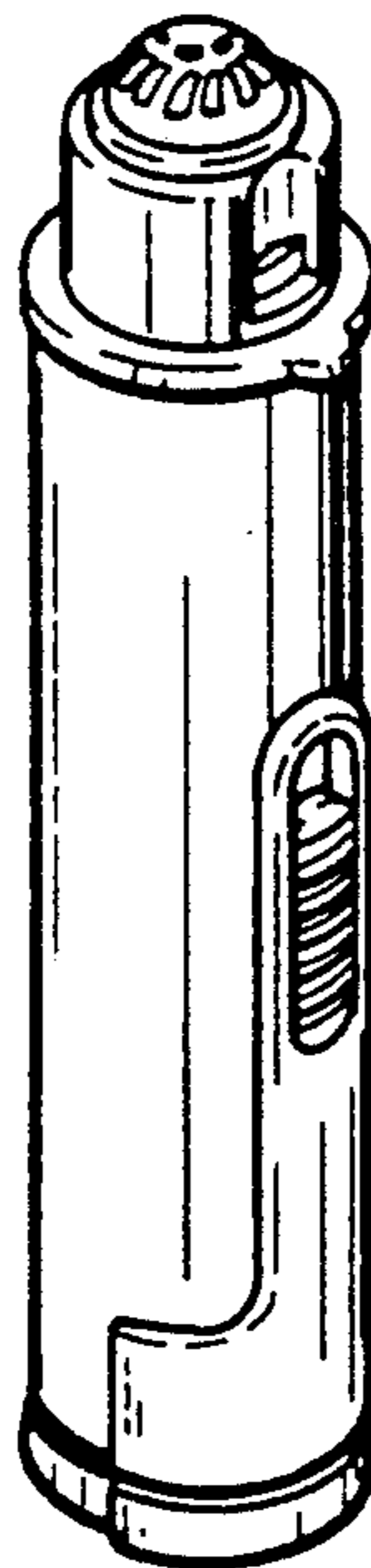



FIG. 1

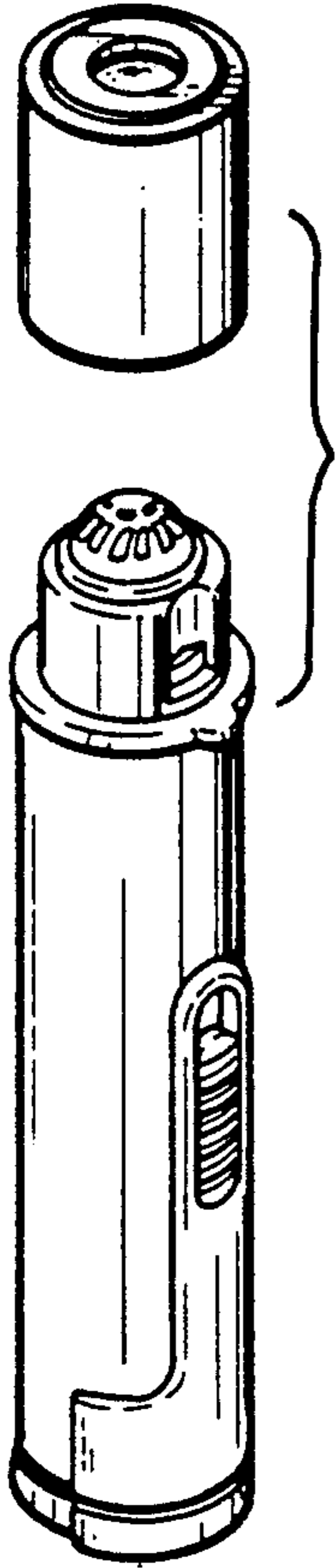


FIG. 2




FIG. 3




FIG. 4



FIG. 5




FIG. 6



FIG. 7

