

[54] **MEDICINAL LIQUID STORAGE CONTAINER**

[75] Inventors: **Tetsuya Arioka, Tokyo; Toshiaki Takagi; Masato Nishimura, both of Fujinomiya, all of Japan**

[73] Assignee: **Terumo Kabushiki Kaisha, Tokyo, Japan**

[**] Term: **14 Years**

[21] Appl. No.: **295,158**

[22] Filed: **Jan. 9, 1989**

[30] **Foreign Application Priority Data**

Jul. 22, 1988 [JP] Japan 63-29524

[52] U.S. Cl. **D24/117; D24/129**

[58] Field of Search **D24/51, 58; 604/403, 604/408-410, 415, 32; 210/436; 222/105, 107, 181, 484; D9/370**

[56] **References Cited**

U.S. PATENT DOCUMENTS

D. 218,500 8/1970 Bellamy, Jr. D24/58

D. 228,155 8/1973 Ralston, Jr. D24/58

D. 257,287 10/1980 Pagels D24/58

1,269,483 6/1918 Miller 222/107

4,178,976 12/1979 Weiler et al. 604/415

4,244,409 1/1981 Wilson et al. 222/107

FOREIGN PATENT DOCUMENTS

224033 12/1957 Australia 604/408

3244151 5/1984 Fed. Rep. of Germany 604/317

56-80256 7/1981 Japan .

OTHER PUBLICATIONS

"Clirans Arterial/Venous Blood Tubing Set BH," Advertising Brochure Published by Terumo Kabushiki Kaisha, Tokyo, Japan, on Aug. 20, 1981.

Primary Examiner—Wallace R. Burke
Assistant Examiner—Houy H. Bayham
Attorney, Agent, or Firm—Frishauf, Holtz, Goodman & Woodward

[57] **CLAIM**

The ornamental design for a medicinal liquid storage container, as shown.

DESCRIPTION

FIG. 1 is a top and front perspective view of a medicinal liquid storage container showing our new design; FIG. 2 is a front elevational view thereof; FIG. 3 is a right side elevational view thereof; FIG. 4 is a top plan view thereof; FIG. 5 is a bottom plan view thereof; FIG. 6 is a rear elevational view thereof; and FIG. 7 is a left side elevational view thereof.

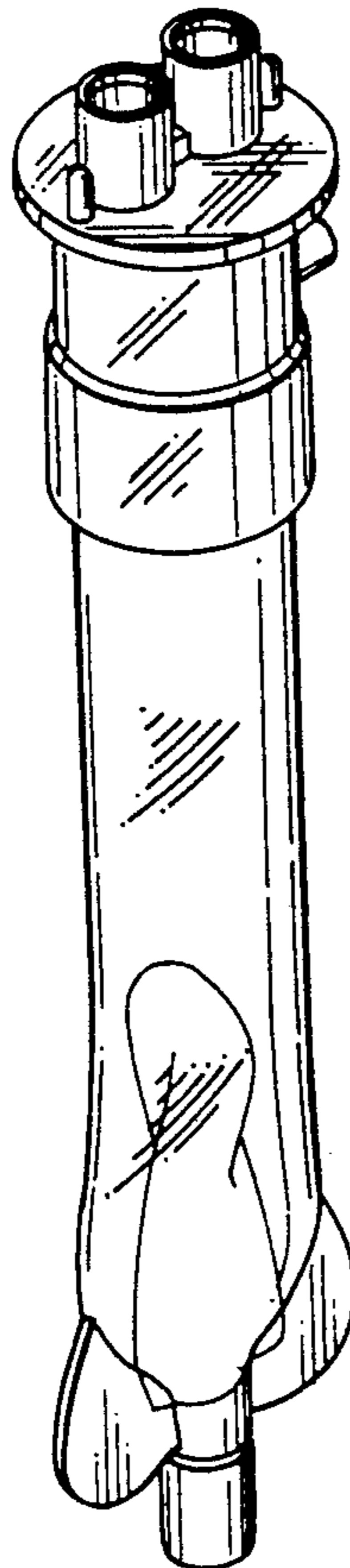


FIG. 1

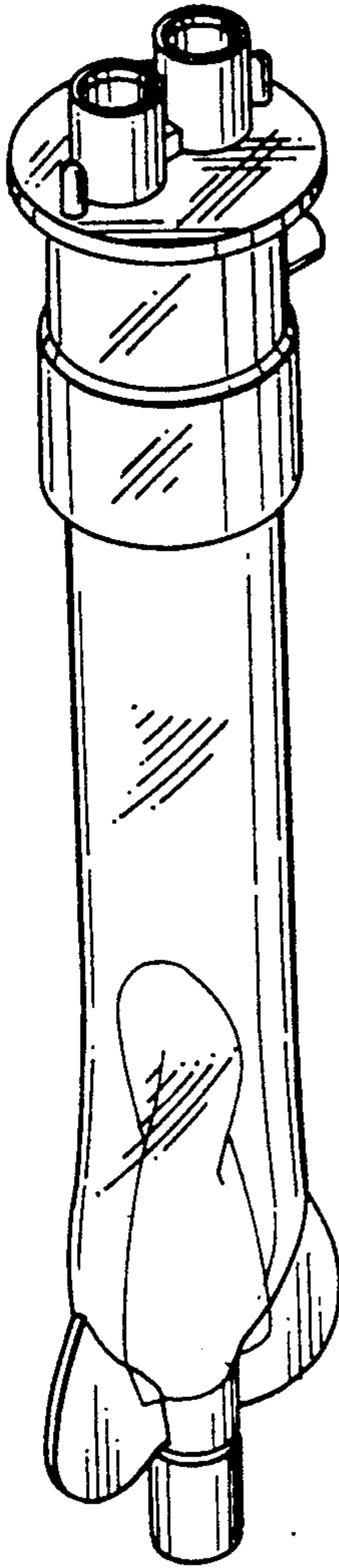


FIG. 2

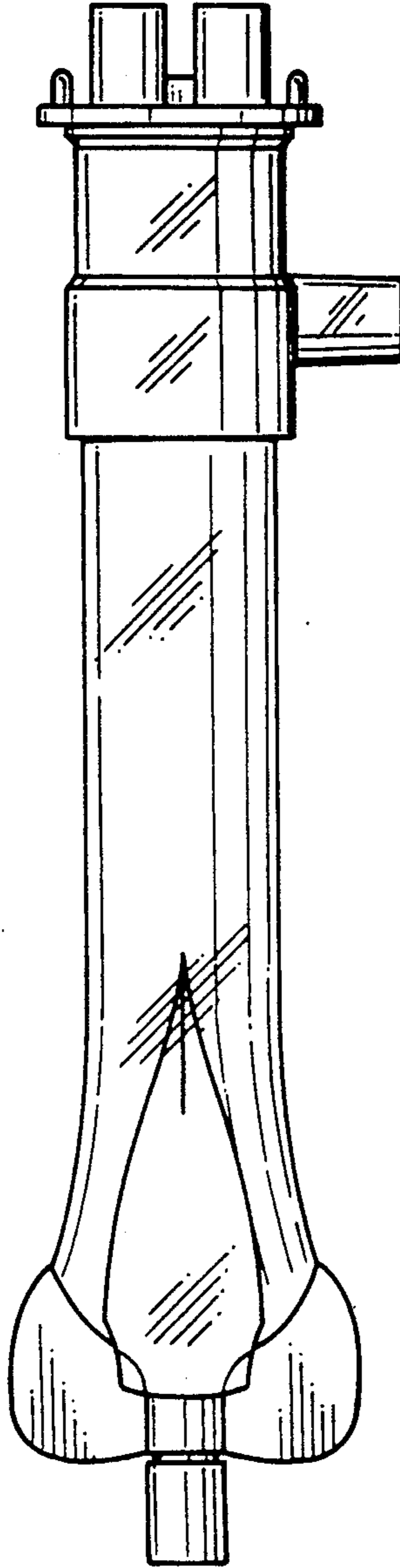


FIG. 3

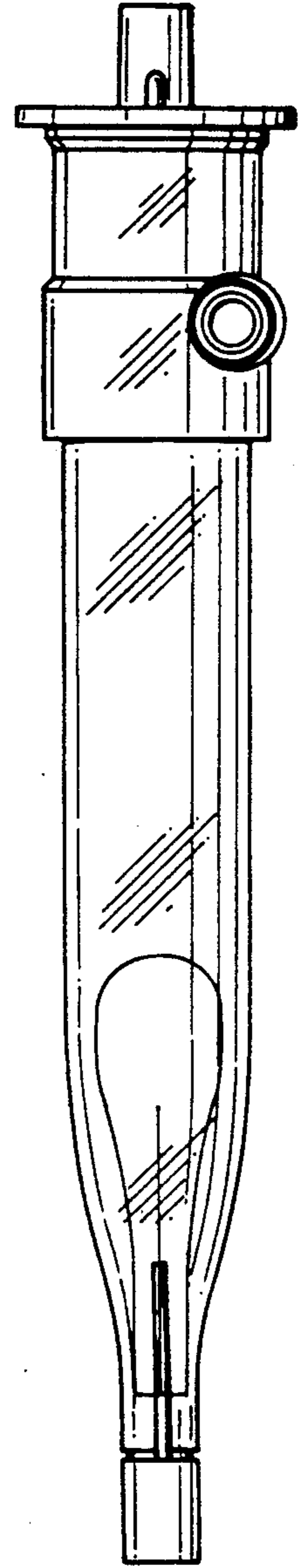


FIG. 4

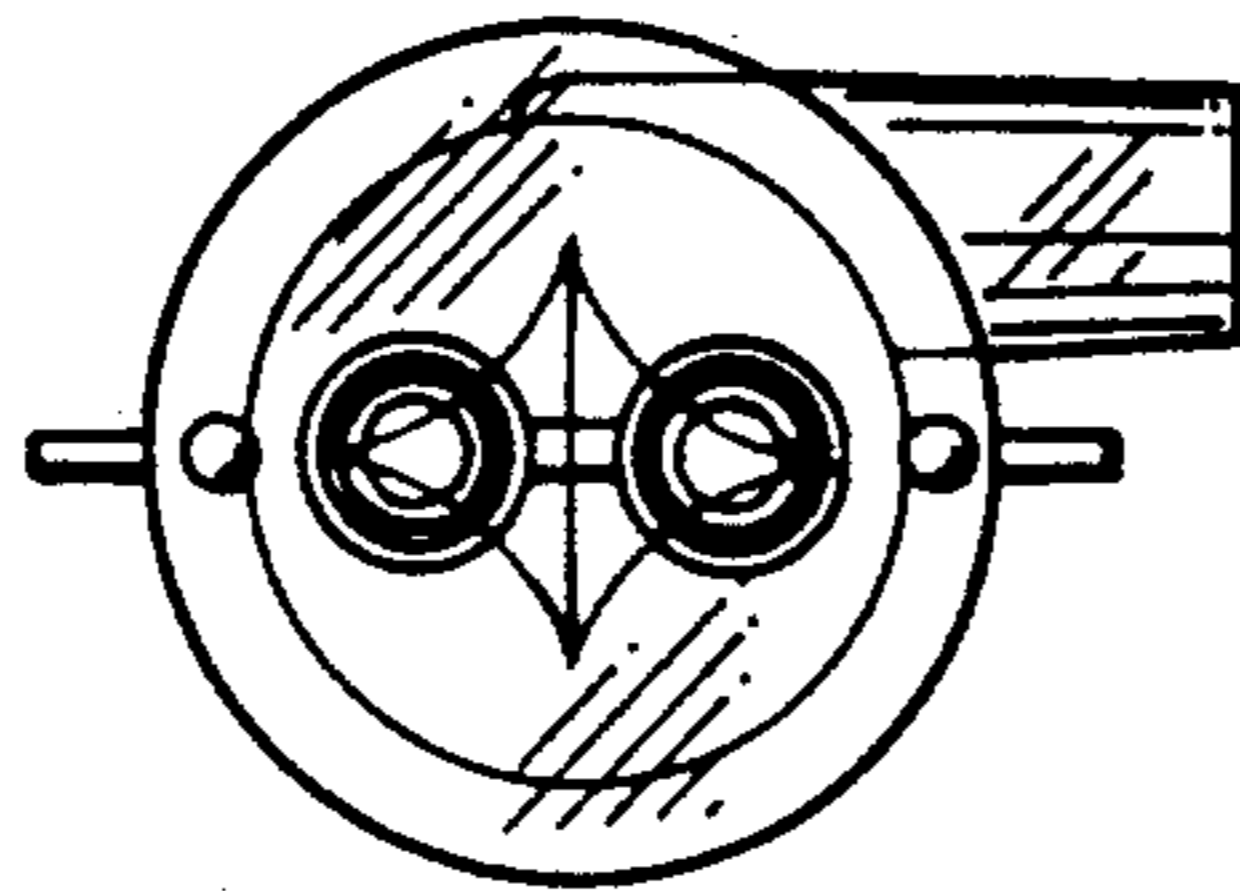


FIG. 5

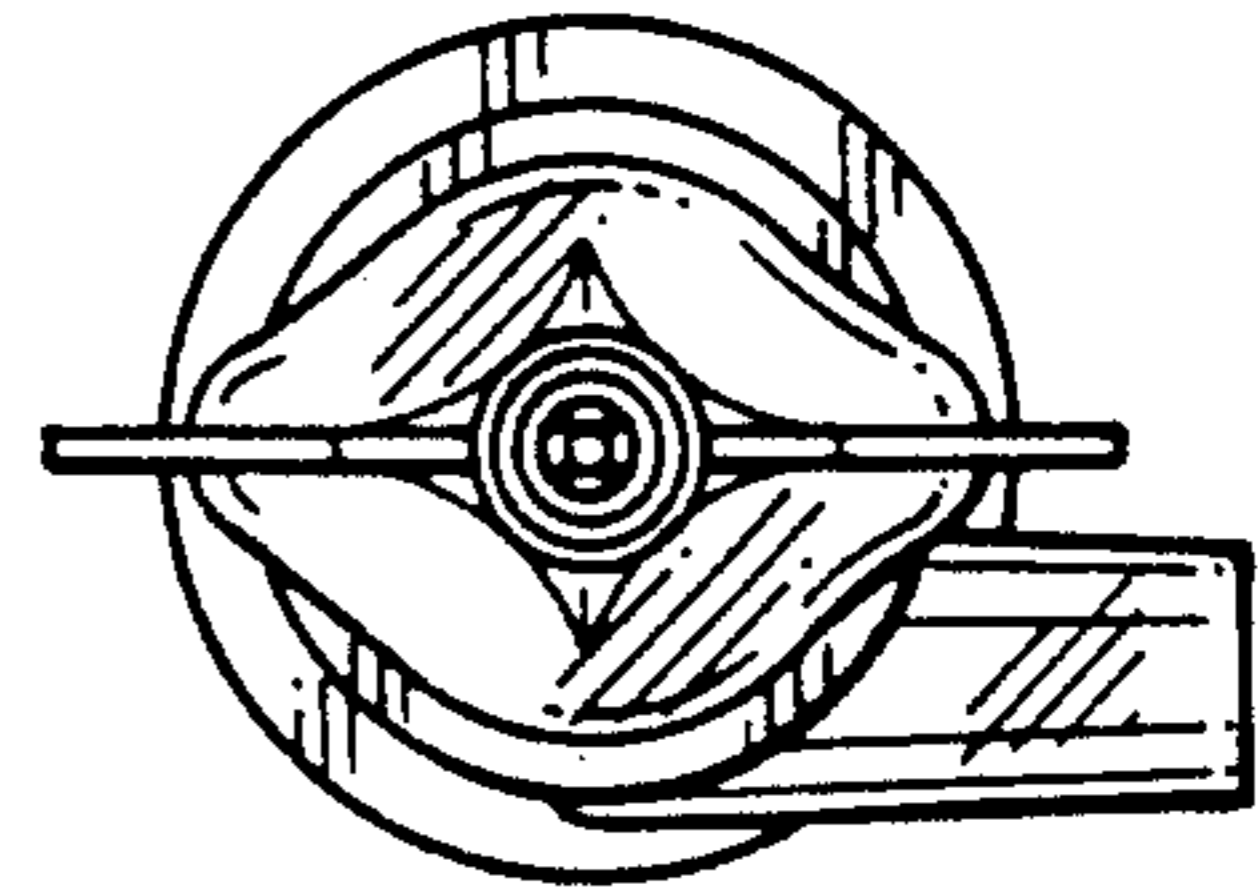


FIG. 6

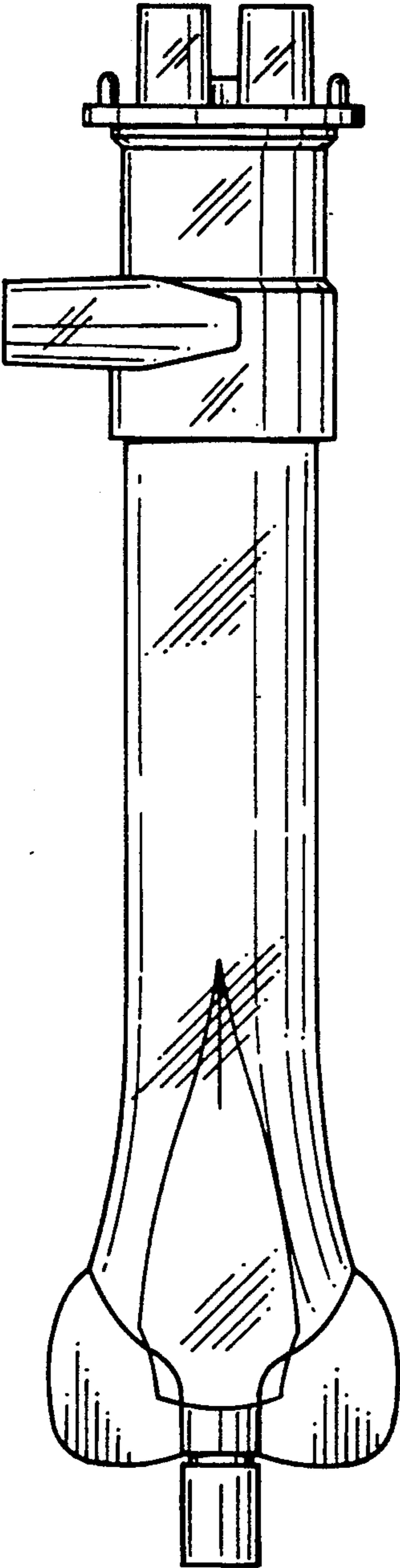


FIG. 7

