

[54] APRON FOR A BATHTUB OR THE LIKE
 [75] Inventor: Henry M. Stairs, Jr., Ligonier, Pa.
 [73] Assignee: American Standard Inc., New York, N.Y.
 [**] Term: 14 Years
 [21] Appl. No.: 317,695
 [22] Filed: Mar. 1, 1989
 [52] U.S. Cl. D23/306
 [58] Field of Search 4/513, 538-544,
 4/584, 589, 546, 590, 559, 571-579;
 D23/270-283, 303-307

Primary Examiner—Susan J. Lucas
 Attorney, Agent, or Firm—John P. Sinnott

[57] CLAIM

The ornamental design for an apron for a bathtub or the like, as shown and described.

DESCRIPTION

FIG. 1 is a front elevational view of an apron for a bathtub or the like, embodying my new design;
 FIG. 2 is a top plan view thereof;
 FIG. 3 is a rear elevational view thereof;
 FIG. 4 is a bottom plan view thereof;
 FIG. 5 is an end elevational view thereof as seen from the right side of FIG. 1 on an enlarged scale;
 FIG. 6 is an end elevational view thereof as seen from the left side of FIG. 1 on an enlarged scale;
 FIG. 7 is a cross-sectional view thereof as taken along line 7—7 of FIG. 1 on an enlarged scale;
 FIG. 8 is a cross-sectional view thereof as taken along line 8—8 of FIG. 1 on an enlarged scale;
 FIG. 9 is a front perspective view thereof.

[56] References Cited

U.S. PATENT DOCUMENTS

D. 181,166	10/1957	Schiffman	D23/306
D. 188,236	6/1960	Kohler	D23/277
D. 203,576	2/1966	Sundberg	D23/277
D. 233,756	11/1974	Schrock	D23/277
D. 278,360	4/1985	Kohler, Jr. et al.	D23/306
2,982,972	5/1961	Bowden	4/584

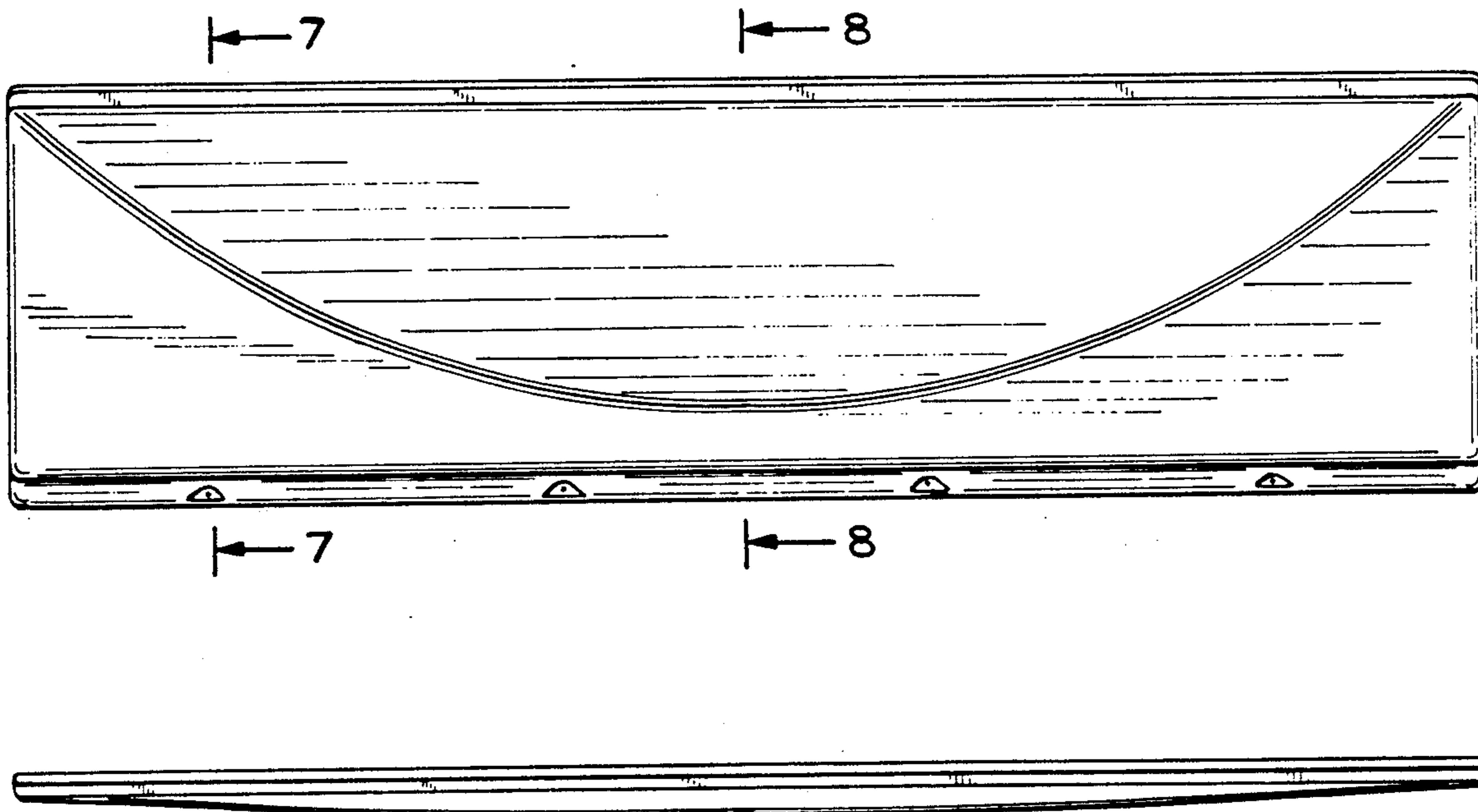


FIG. 1

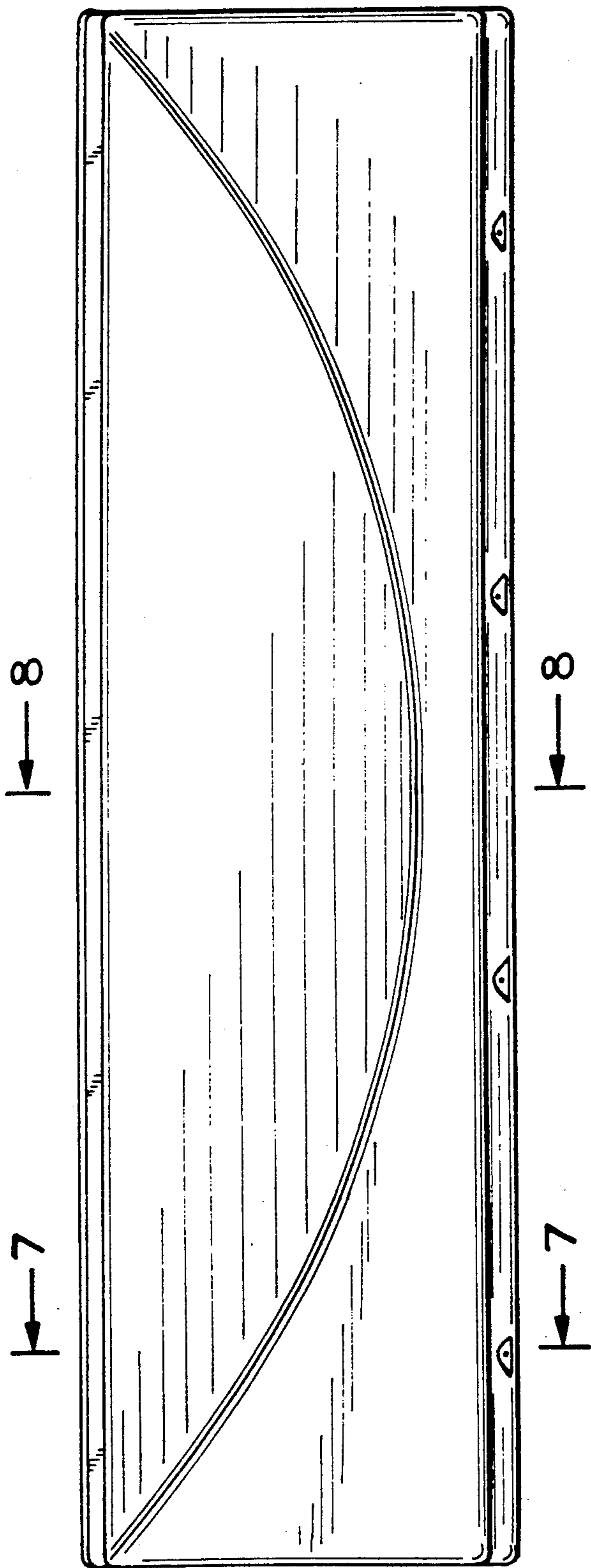


FIG. 2



FIG. 3

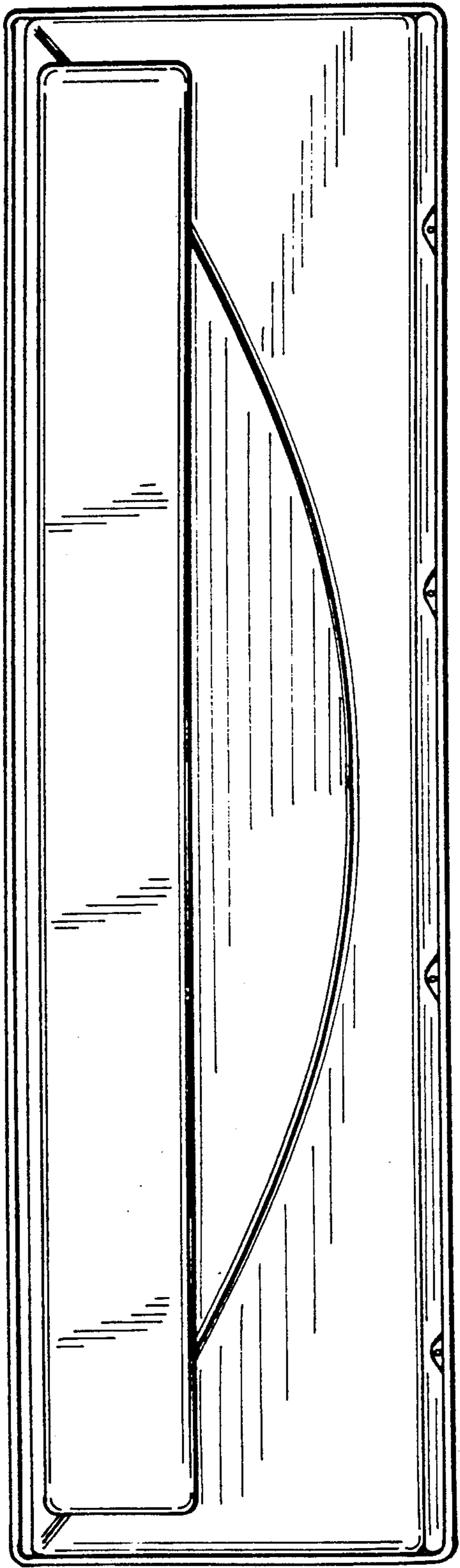



FIG. 4






FIG. 5




FIG. 6

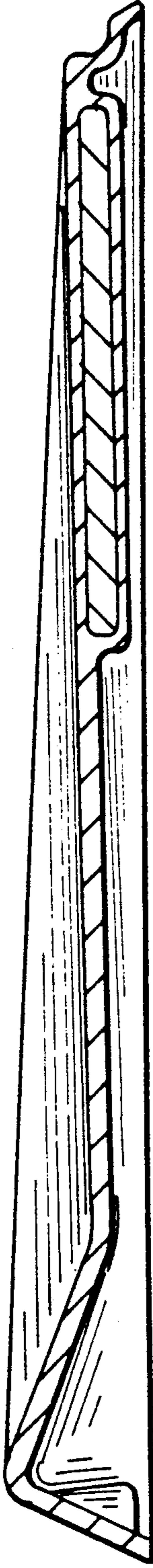
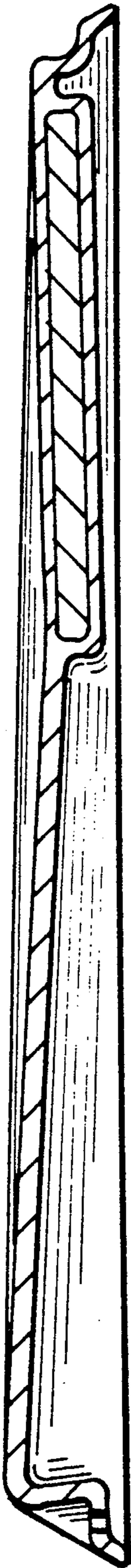


FIG. 7

FIG. 8

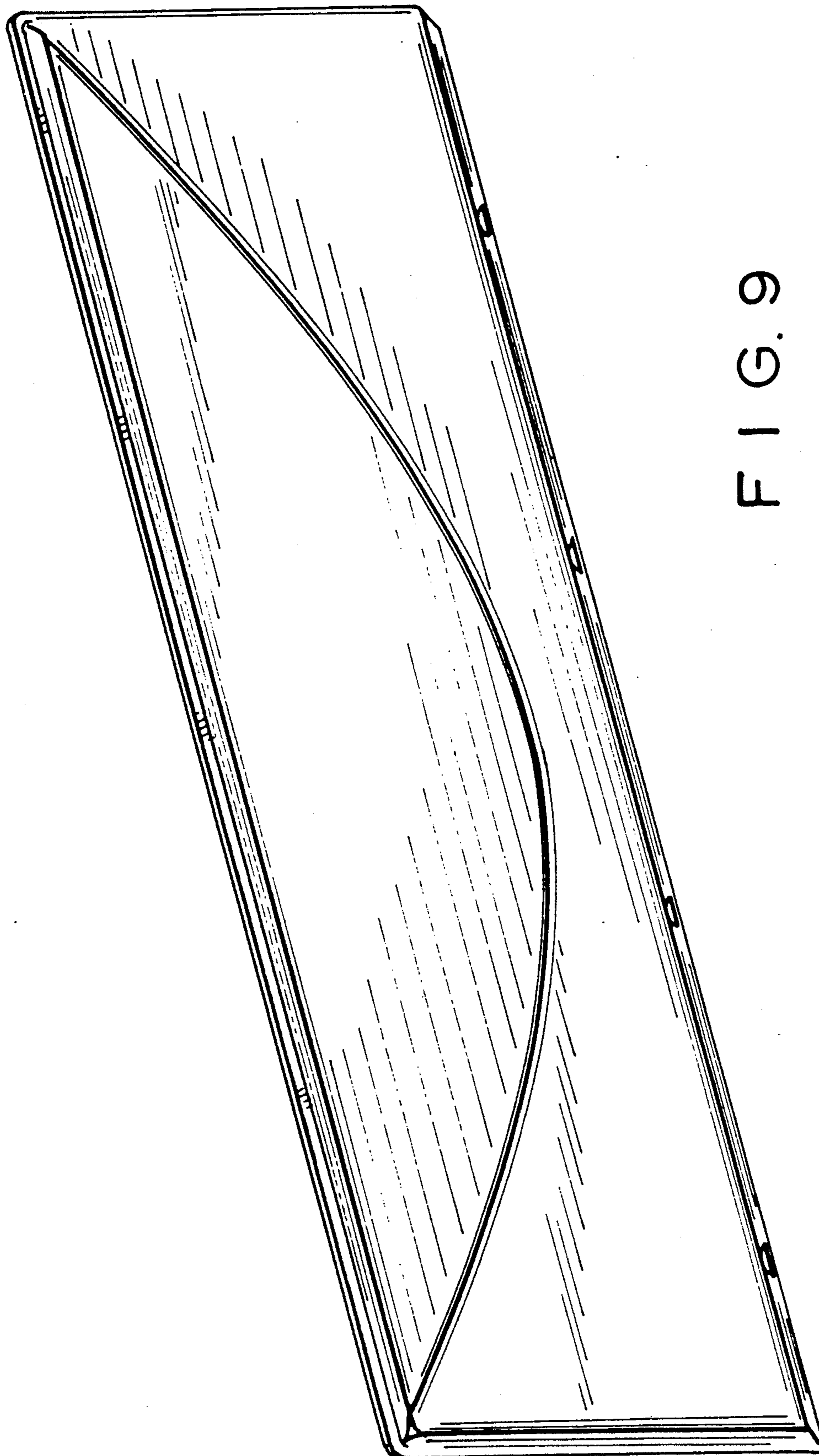


FIG. 9